

# WASHINGTON REDSKINS 2016 MEDIA GUIDE



THIS 2016 MEDIA GUIDE FEATURES...

# AUGMENTED REALITY

## INTERACT!

Last year, the Washington Redskins became one of the first teams in professional sports to feature augmented reality integration in an annual media guide.

Throughout our 2016 Media Guide, 20 pages including the cover feature embedded video content of great moments in Redskins history, current player highlights, draft moments and more.

Here's how to get started (examples pictured on the right):





1. Open the Apple App Store or Google Play Store and download the Layar app.
2. Open Layar.
3. Find pages that include this logo in the bottom corner (the cover also features video integration):



4. Tap the screen to scan.
5. Keep your phone pointed at the guide. A video will replace the photo on the page. Enjoy!

The following pages feature video content:

- |           |           |
|-----------|-----------|
| - Cover   | - Pg. 227 |
| - Pg. 60  | - Pg. 228 |
| - Pg. 95  | - Pg. 233 |
| - Pg. 105 | - Pg. 238 |
| - Pg. 120 | - Pg. 239 |
| - Pg. 131 | - Pg. 297 |
| - Pg. 152 | - Pg. 299 |
| - Pg. 156 | - Pg. 300 |
| - Pg. 194 | - Pg. 310 |
| - Pg. 202 | - Pg. 325 |



# 2016 MEDIA GUIDE

## TABLE OF CONTENTS

### INTERACT!

Printed editions of the 2016 Washington Redskins Media Guide feature Augmented Reality integration. The cover and other select pages in this year's guide include embedded video content for your mobile device.

Here's how to get started:

1. Open the Apple App Store or Google Play Store and download the Layar app.
2. Open Layar.
3. Find pages that include this logo in the bottom corner:



4. Tap the screen to scan the page.
5. A video will replace the photo on the page. Enjoy!

### MEDIA GUIDE CREDITS

The 2016 Washington Redskins Media Guide is written and published by the Redskins Public Relations department and is provided to assist the media in their coverage of the team. Information contained herein was compiled by current and previous Redskins PR staffs.

This guide and updated weekly guides will be available online at [media.redskins.com](http://media.redskins.com) throughout the year.

**Editors:** Tony Wyllie, Ross Taylor, Zena Lewis and Alexia Greivous

**Project Manager:** Ross Taylor

**Graphic Designer:** Chris Albright

**Recent Team Photography:** Garrett Campbell and Ned Dishman

**Printing:** Tray, Inc.

**Editorial Assistance:** Tish Carmona, Stephen Czarda, Andy Embody, J'Ron Erby, Jocelyn Harris, Karrah Johnson, Eric Luna, Walt Scher, Max Strauss, Bryan Van Balen and Chuck Whitlock.

The 2016 Washington Redskins Media Guide may be used for personal or editorial use only. Any commercial use of this information is prohibited without prior consent of the Washington Redskins.

Copyright © 2016 Pro Football, Inc. All rights reserved.

<b>Schedule</b>	2016 Schedule .....	4
<b>WRCF</b>	Washington Redskins Charitable Foundation .....	5
<b>Directory</b>	Staff Directory .....	9
<b>Executives</b>	Daniel M. Snyder .....	12
	Ownership Group .....	14
	President Bruce Allen .....	15
	General Manager Scot McCloughan .....	16
<b>Football Staff</b>	Head Coach Jay Gruden .....	18
	Coordinators and Assistant Coaches .....	20
	Front Office .....	34
	Athletic Training .....	39
	Equipment .....	40
	Video .....	41
	Culinary Nutrition .....	42
<b>Players</b>	Veterans .....	43
	2016 Draft Picks .....	155
	College Free Agents .....	163
<b>Roster</b>	Alphabetical Roster and Coaching Staff .....	180
	Numerical Roster and Pronunciation Guide .....	182
	How the Redskins Were Built .....	184
<b>2015 Review</b>	2015 Statistics .....	186
	2015 Game Recaps .....	188
<b>History</b>	All-Time Assistant Coaches .....	207
	All-Time Numbers .....	209
	All-Time Roster .....	218
	All-Time Win/Loss Records .....	226
	Coaching Records .....	227
	Draft History .....	228
	Hall of Famers .....	238
	Important Dates .....	239
	Milestone Games .....	248
	Overtimes in Team History .....	253
	Players of the Week/Month .....	256
	Preseason Results (since 1961) .....	257
	Prime-Time Games (since 1970) .....	259
	Pro Bowlers .....	260
	Record Book: Team Records .....	262
	Record Book: Individual Records .....	274
	Record Book: Opponent Records .....	286
	Record Book: Postseason Records .....	289
	Series Histories .....	297
	Starting QBs by Decade (since 1960) .....	307
	Titles, Games, Attendance .....	309
	Top Tens .....	310
	Year-by-Year Stat Comparison .....	316
	Yearly Leaders .....	318
	Yearly Results .....	329
	Yearly Statistical Rankings .....	336
	Yearly Stats (since 1970) .....	338
<b>Facilities</b>	FedExField .....	385
	Inova Sports Performance Center at Redskins Park ..	392
	Training Camp .....	393
<b>Gameday</b>	The Gameday Experience .....	394
	Ring of Fame .....	395
	Washington Redskins Cheerleaders .....	396
<b>Media</b>	Redskins Radio Network .....	400
	Redskins Broadcast Network/Redskins Digital .....	401
<b>PR</b>	Redskins Public Relations Staff .....	403
	2016 Media Information .....	405

# DEFEND THE EAST



## WASHINGTON REDSKINS 2016 SEASON SCHEDULE

### PRESEASON



**1** **AT ATLANTA FALCONS**  
THURSDAY, AUGUST 11 | 7:00 PM



**3** **VS. BUFFALO BILLS**  
FRIDAY, AUGUST 26 | 7:30 PM



**2** **VS. NEW YORK JETS**  
FRIDAY, AUGUST 19 | 7:30 PM



**4** **AT TAMPA BAY BUCCANEERS**  
THURSDAY, SEPTEMBER 1 | 7:30 PM

### REGULAR SEASON



**1** **VS. PITTSBURGH STEELERS**  
MONDAY, SEPTEMBER 12 | 7:10 PM



**10** **VS. MINNESOTA VIKINGS**  
SUNDAY, NOVEMBER 13 | 1:00 PM \*



**2** **VS. DALLAS COWBOYS**  
SUNDAY, SEPTEMBER 18 | 1:00 PM



**11** **VS. GREEN BAY PACKERS**  
SUNDAY, NOVEMBER 20 | 8:30 PM \*



**3** **AT NEW YORK GIANTS**  
SUNDAY, SEPTEMBER 25 | 1:00 PM



**12** **AT DALLAS COWBOYS**  
THURSDAY, NOVEMBER 24 | 4:30 PM



**4** **VS. CLEVELAND BROWNS**  
SUNDAY, OCTOBER 2 | 1:00 PM



**13** **AT ARIZONA CARDINALS**  
SUNDAY, DECEMBER 4 | 4:25 PM \*



**5** **AT BALTIMORE RAVENS**  
SUNDAY, OCTOBER 9 | 1:00 PM \*



**14** **AT PHILADELPHIA EAGLES**  
SUNDAY, DECEMBER 11 | 1:00 PM \*



**6** **VS. PHILADELPHIA EAGLES**  
SUNDAY, OCTOBER 16 | 1:00 PM \*



**15** **VS. CAROLINA PANTHERS**  
MONDAY, DECEMBER 19 | 8:30 PM



**7** **AT DETROIT LIONS**  
SUNDAY, OCTOBER 23 | 1:00 PM \*



**16** **AT CHICAGO BEARS**  
SATURDAY, DECEMBER 24 | 1:00 PM



**8** **AT CINCINNATI BENGALS**  
SUNDAY, OCTOBER 30 | 9:30 AM ^



**17** **VS. NEW YORK GIANTS**  
SUNDAY, JANUARY 1 | 1:00 PM \*

\* SUBJECT TO FLEXIBLE SCHEDULING ^ AT WEMBLEY STADIUM IN LONDON | BYE WEEK: 9

# CHARITABLE FOUNDATION



The mission of the Washington Redskins Charitable Foundation is to make a positive and measurable impact in the lives of children in our community. Since its start in 2000, the Foundation has given back more than \$16M to the community, focusing primarily in the areas of education, community outreach and health and wellness.

## LEADERS IN THE COMMUNITY.

Since the inception of the Foundation in 2000, the Leadership Council has been at the forefront of the organization's efforts to help improve the lives of children in our community. These business leaders in the community not only provide financial resources, access to a professional network and widespread expertise, but their generosity and support are second to none and are essential to the success of the Washington Redskins Charitable Foundation.

### BOARD MEMBERS

**DAN SNYDER**

Owner, Washington Redskins

**BRUCE ALLEN**

Washington Redskins

**ERIC SCHAFFER**

Washington Redskins

**MITCH GERSHMAN**

Washington Redskins

**JANE RODGERS**

Executive Director, WRFCF

### LEADERSHIP COUNCIL MEMBERS

**SHAZA ANDERSEN**

WashingtonFirst Bank

**DAVID BELDE, PHD**

Bon Secours Richmond Health System

**WAYNE BERSON**

BDO

**DREW COHEN**

MasterPeace Solutions, Ltd.

**JAMES W. CRYSTAL**

Crystal & Company

**JEFFREY DETWILER**

Long & Foster

**DAVID HILL**

NRG Energy, Inc.

**MAYOR DWIGHT JONES**

City of Richmond

**BRIAN KEARNEY**

Kearney & Company

**SERGE MATTA**

comScore

**MARK MOSELEY**

Redskins Alumni Association

**TED PRINCE**

Neustar, Inc.

**ROBERT ROTHMAN**

Black Diamond Capital

**PAUL SAVILLE**

NVR, Inc.

**DWIGHT SCHAR**

NVR, Inc.

**REBECCA SCHULTE**

Comcast SportsNet

**FREDERICK SMITH**

FedEx Corporation

**DANIELLE WHITE**

MGM

**JEFF WOOD**

Bank of America

**INOVA HEALTH SYSTEMS**

I am proud to be a member of the Leadership Council and honored to work alongside other like-minded business leaders. Through this one Foundation, we are able to help so many children and really have an impact on the community.

**SHAZA ANDERSEN,**  
CEO, WashingtonFirst Bank



FOR MORE INFORMATION, VISIT [WWW.REDSKINS.COM/COMMUNITY](http://WWW.REDSKINS.COM/COMMUNITY) OR FOLLOW US ON TWITTER @REDSKINSCR

# CHARITABLE FOUNDATION



WASHINGTON REDSKINS  
**CHARITABLE FOUNDATION**

The mission of the Washington Redskins Charitable Foundation is to make a positive and measurable impact in the lives of children in our community.



@RedskinsGiveBack



@RedskinsCR

[Redskins.com/Community](http://Redskins.com/Community)





## BACK TO SCHOOL FAIR

A child feeling underprepared for school is one of the top reasons for absences at the start of the school year. The Redskins Charitable Foundation's Back to School Fair was designed to give low-income families and their children a central place to get ready for the upcoming school year. By providing participants with a multitude of goods and services including dental exams, school physicals, eye exams, haircuts and brand new school supplies and backpacks, families were able to get a helping hand all in one place. In partnership with Catholic Charities, hundreds of elementary school students descended upon a transformed FedExField and received all the supplies and services needed to start smart and tackle the upcoming school year.



## JOIN OUR TEAM!

Help support the Washington Redskins Charitable Foundation through our many fundraising efforts and support of youth focused non-profit organizations.

### **DONATE YOUR TICKETS:**

We receive thousands of requests for Redskins game tickets from our non-profit partners who focus on making a positive impact on youth in our community. You can make a tax-deductible donation of your tickets and parking passes to the Redskins Replay ticket donation program. All donors will receive a letter at the end of the season outlining their total donation amount.

### **PURCHASE A REDSKINS LICENSE PLATE:**

All registered drivers in Maryland and Virginia are eligible to purchase an official Washington Redskins license plate for their vehicle along with making a donation to the Foundation. Since the debut of the Redskins license plate program in 2010, fans have donated more than \$761,841 to the Charitable Foundation to help make a positive and measurable impact on the lives of children in our community.

**VISIT [REDSKINS.COM/COMMUNITY](http://REDSKINS.COM/COMMUNITY) TO FIND OUT MORE**

# CHARITABLE FOUNDATION

## 5050 RAFFLE

REDSKINS

### IT'S A WIN-WIN!

**PURCHASE A TICKET FOR THE CHANCE TO TAKE HOME THE JACKPOT AND HELP THE REDSKINS CHARITABLE FOUNDATION WIN OFF THE FIELD!**

#### HOW DOES IT WORK?:

50% of proceeds from the day's ticket sales will go to one lucky fan at each Redskins home game. The remaining 50% will benefit the Redskins Charitable Foundation to support youth programs across the region.

#### TICKET PRICES:

3 for \$5 | 7 for \$10 | 40 for \$20

#### WHERE TO BUY TICKETS:

Stop by a 50/50 Raffle kiosk at the following locations any time before the 4th quarter:

##### MAIN CONCOURSE SECTIONS

GATE A 104-105  
GATE D 117-118  
GATE E 125-126  
GATE H 137-138  
Bud Light Pavilion Endzone 130-131

##### CLUB LEVEL SECTIONS

306-307  
327  
EA Sports Lounge 331

**ROAMING SELLERS ALSO IN PARKING LOTS,  
ON CONCOURSES AND IN-BOWL.**



**REDSKINS.COM/COMMUNITY/50-50-RAFFLE FOR MORE INFORMATION**

To request a 50/50 seller visit your suite, please email [charitablefoundation@redskins.com](mailto:charitablefoundation@redskins.com)





# STAFF DIRECTORY

## EXECUTIVE LEADERSHIP

Snyder, Daniel M. .... Owner  
Allen, Bruce ..... President

## INOVA SPORTS PERFORMANCE CENTER AT REDSKINS PARK PERSONNEL (In alphabetical order)

### ALUMNI

Olsen, Jerry ..... Liaison

### ATHLETIC TRAINERS

Blackman, Kyle ..... Assistant Athletic Trainer  
Hess, Larry ..... Head Athletic Trainer  
Jermyn, Elliott ..... Physical Therapist/Assistant Athletic Trainer  
Quon, Doug ..... Assistant Athletic Trainer

### CHARITABLE FOUNDATION

Abbott, Carlyle ..... Director of Special Events  
King, Emily ..... Programs & Events Assistant  
McCarthy, Shannon ..... Donor Services Coordinator  
Parson, Calvin ..... Health and Wellness Coordinator  
Pisching, Allie ..... Director, Community & Charitable Programs  
Rodgers, Jane ..... Executive Director

### COACHING

Akey, Robb ..... Defensive Line  
Allen, Barbara ..... Assistant to the Head Coach  
Banta, Bradford ..... Assistant Special Teams  
Barry, Joe ..... Defensive Coordinator  
Callahan, Bill ..... Offensive Line  
Carberry, Kevin ..... Assistant Offensive Line  
Cavanaugh, Matt ..... Quarterbacks  
Clark, Mike ..... Head Strength & Conditioning  
Englehart, Chad ..... Assistant Strength & Conditioning  
Fewell, Perry ..... Defensive Backs  
Grimm, Chad ..... Defensive Quality Control  
Gruden, Jay ..... Head Coach  
Hilliard, Ike ..... Wide Receivers  
Jordan, Randy ..... Running Backs  
Kelly, Paul ..... Director of Football Operations  
Kotwica, Ben ..... Special Teams Coordinator  
Manusky, Greg ..... Outside Linebackers  
McVay, Sean ..... Offensive Coordinator  
Munsey, Bret ..... Special Projects/Assistants Special Teams  
Olivadotti, Kirk ..... Inside Linebackers  
Phillips, Wes ..... Tight Ends  
Pleasant, Aubrey ..... Defensive Quality Control  
Sankal, Jake ..... Assistant Strength & Conditioning/Nutritionist  
Waldron, Shane ..... Offensive Quality Control

### CORPORATE HOSPITALITY AND CLIENT RELATIONS

Castro, Meagan ..... Coordinator, Client Services  
Daly, Nick ..... Director, Client Services  
Facci, Michael ..... Assoc. Dir., Business Ops. & Executive Ent.  
Greene, Dennis ..... President, Business Operations  
Schneider, Ashley ..... Coordinator, Client Services  
Stiles, Michael ..... Director, Business Ops. & Executive Ent.  
Tucker, Jay ..... Manager, Client Relations & Bus. Development  
Weaver, Clay ..... Coord., Client Relations & Bus. Development  
Weiner, Chris ..... Director, Business Development & Operations

### CULINARY NUTRITION

Mathieson, Jon ..... Executive Chef  
McGuire, Connor ..... Sous Chef

### DIGITAL SERVICES & STRATEGIC MARKETING

Blosat, Geoffrey ..... Digital Media Analyst  
Hinkle, Jennifer ..... Sr. Director, Digital & Social Media Strategy  
Junio, Glendalyn ..... Marketing Manager, WDW  
Jurgensen, Virginia ..... Marketing Manager, Redskins Salute  
Matthews, Christian ..... Vice President, Strategy & Sponsorship  
Rawdon, Emily ..... Digital Marketing Manager

### EQUIPMENT

Beutel, Anders ..... Head Equipment Manager  
Coleman, Pat ..... Equipment Assistant  
Rotier, Scott ..... Assistant Equipment Manager

### EXECUTIVE OFFICE

Blair, Mary-Ellen ..... Executive Assistant  
Mohler, Kristina ..... Executive Assistant  
Samowitz, Joe ..... Executive Assistant

## FACILITIES AND GROUNDS

Martinez, Vladi ..... Building Manager  
Restifo, Blaise ..... Manager of Turf and Grounds

## FINANCE AND ACCOUNTING

A'Hara, Scott ..... Staff Accountant  
Bermudez, Adrian ..... Staff Accountant  
Choi, Stephen ..... Chief Accounting Officer  
Comunale, Jr., Fred ..... Vice President, Corporate Controller  
Petro, Joanne ..... Treasury Manager  
Schwenke, Carolyn ..... Accounts Payable Associate  
Szczeni, Paul ..... Director of Finance  
Yu, Ichie ..... Payroll Manager

## HUMAN RESOURCES

Blanchard, BJ ..... Receptionist  
Kalmanides, Julie ..... Coordinator

## IT

Breads, Timothy ..... Systems Administrator  
Smith, Christian ..... IT Support Specialist

## LEGAL

Forbes, Robert ..... Assistant General Counsel  
Schaffer, Eric ..... General Counsel (also see "Player Personnel")

## MARKETING

Andrawis, Michelle ..... Partnership Sales Coordinator  
Bateman, Terry ..... Executive Vice President  
Burley, LaRhonda ..... Director, Partnership Marketing  
Calvo, Ryan ..... Sales Director  
Cruz, Alexandra ..... Partnership Marketing Manager  
Feinerman, Charlie ..... Partnership Marketing Manager  
Gorman, Jackie ..... Senior Director, Events & Hospitality  
Hubacher, Nancy ..... Vice President, Sales & Marketing  
Johnson, Steve ..... Vice President, Sales & Marketing  
Midcap, Lyn ..... Partnership Marketing Manager  
Nenner, Rod ..... Vice President, Sales & Marketing  
Schlieman, John ..... Vice President, Sales and Marketing  
Silberstein, Michael ..... Sales Director  
Swingle, Kaitlyn ..... Partnership Marketing Coordinator  
Tesoro, Julia ..... Strategic Marketing Coordinator  
Truitt, Alexander ..... Senior Partnership Manager

## MEDIA

Albright, Chris ..... Graphic Designer  
Allshouse, Jennifer ..... Producer  
Broyhill, Charlie ..... Production Services Coordinator  
Cole, Edward ..... Digital Media Producer  
Czarda, Stephen ..... Senior Writer & Content Coordinator  
Jenkins, Steven ..... Videographer/Producer  
Johnson, Darryl ..... Digital Media Producer  
Kring-Schreifels, Jacob ..... Staff Writer/Publications Coordinator  
LeSourd, Luke ..... Senior Producer  
Michael, Larry ..... Senior Vice President & Executive Producer  
Van Balen, Bryan ..... Social Media & Digital Content Coordinator

## PLAYER PERSONNEL

Campbell, Scott ..... Director of College Scouting  
Evans, Matt ..... Area Scout  
Franklin, Darryl ..... BLESTO Scout  
Gribble, Tim ..... Area Scout  
Mann II, Richard ..... Pro Scout  
McCloughan, Scot ..... General Manager  
Santos, Alex ..... Director of Pro Personnel  
Schaffer, Eric ..... VP of Football Administration (also see "Legal")  
Scott, Jeff ..... Pro Scout  
Smith, Kyle ..... Area Scout  
Spencer, Cole ..... Area Scout  
Terry, Roger ..... Scouting Intern  
Whittington, David ..... Area Scout  
Williams, Doug ..... Personnel Executive  
Zeches, Brian ..... Scouting Coordinator  
Zeches, Jim ..... Area Scout

## PLAYER DEVELOPMENT

Blacken, Malcolm ..... Director of Player Development  
Meehan, Danny ..... Player Development Assistant

(Continued on following page)

# STAFF DIRECTORY

## PUBLIC RELATIONS

Campbell, Garrett ..... Team Photographer  
 Greivous, Alexia ..... Corporate Communications  
 Lewis, Zena ..... Media Services Coordinator  
 Taylor, Ross ..... Director of Communications  
 Wyllie, Tony ..... Senior Vice President, Communications

## VIDEO

Adams, Mike ..... Video Assistant  
 Bracken, Mike ..... Video Director  
 Hines, Julian ..... Video Assistant  
 Kennedy, Zachary ..... Video Assistant

## FEDEXFIELD PERSONNEL (In alphabetical order)

## CHEERLEADERS

Jojkian, Stephanie ..... Director & Choreographer  
 Keene, Jamilla ..... Asst. Director, Marketing & Programs

## FACILITIES/OPERATIONS

Bloyer, Chris ..... Sr. VP, Stadium Operations & Guest Experience  
 Buschmann, Carter ..... Project Manager  
 Doore, Robert ..... Manager, Guest Experience  
 Epstein, Josh ..... Senior Director of Operations  
 Gillies, Jeff ..... Operations Coordinator  
 Hilton, Signe ..... Director, Entertainment & Game Production  
 Lewis, Danielle ..... Fan Experience & Entertainment Manager  
 Mackie, Sara ..... Operations Coordinator  
 Maxwell, Mike ..... Facilities Manager  
 Radke, Jon ..... Operations Manager  
 Stratchko, Steve ..... Lead Engineer  
 Vidsens, Tim ..... Mechanic  
 Wentz, Charles ..... Lead Mechanic  
 Yospa, Blake ..... Operations Assistant

## GROUNDS

Altamuro, Ian ..... Assistant Grounds  
 Benevento, Pete ..... Director of Turf and Grounds  
 Flores, William ..... Grounds Staff  
 Zeiss, Bryan ..... Assistant Manager of Turf and Grounds

## IT

Delens, Stefano ..... Systems Administrator  
 Kinra, Asheesh ..... VP, Information Technology  
 Sun, Sonny ..... IT Manager

## PREMIUM SALES

Chirinos, Brayon ..... Account Executive  
 Devine, Thomas ..... Account Executive  
 Dones, Jonathan ..... Account Executive, Premium Sales  
 Dottery, Kayla ..... Client Services Coordinator  
 Engleson, Rachel ..... Director, Client Services  
 Friedman, Jason ..... Vice President, Premium Sales  
 Gershman, Mitch ..... Executive Vice President  
 Grindley, Chris ..... Account Executive, Premium Sales  
 Harrington, Nia ..... Client Services Coordinator  
 Hart, Garrett ..... Account Executive  
 Henderson, Steven "Dru" ..... Account Executive, Premium Sales  
 Joyce, Nicolette ..... Account Executive  
 Krizanik, Mark ..... Account Executive, Premium Sales  
 Kurutz, Kara ..... Account Executive  
 Moore, Terrance ..... Account Executive, Premium Sales  
 Nickerson, Douglas ..... Director, CRM  
 Nunez, Ana ..... Account Executive, Premium Sales  
 Pilgrim, Jed ..... Senior Account Executive, Premium Sales  
 Poplaski, Michael ..... Account Executive, Premium Sales  
 Richard, Doug ..... Account Executive  
 Rosengarten, Sheldon ..... Director, Customer Finance  
 Ross, Justin ..... Account Executive  
 Salatto, Frank ..... Director, Marketing  
 Spry, Patrick ..... Account Executive, Premium Sales  
 Vizcarra, Will ..... Account Executive, Premium Sales  
 White, Grace ..... Account Executive  
 Wiley, Mary ..... Account Executive  
 Youngentob, Lisa ..... Loyalty Program Coordinator

## SECURITY

Bonner, Tiffany ..... Game Day Staff Admin. Asst.  
 Burke, Ken ..... Security Agent  
 Chan, Kendy ..... Security & Guest Services Manager  
 Cunningham, Michael ..... Security Agent  
 Gilliard, Franklin ..... Security Agent  
 Jacob, Mike ..... Director  
 Killen, Stewart ..... Security Agent  
 Parker, Vincent ..... Game Day Staff Admin. Asst.  
 Shephard, Ricardo ..... Security Agent  
 Webb, JR ..... Security Agent  
 Weir, Garrett ..... Security Agent

## SPECIAL EVENTS

Buckenmyer, Ron ..... Business Development Manager  
 McCulloch, Ashley ..... Manager, Sales & Events  
 Nicholson, Hugh ..... Senior Director, Sales & Booking  
 Valentine, Jonte ..... Special Events Coordinator

## TICKET OPERATIONS

Diop, Aby ..... Coordinator, Ticket Operations  
 Randolph, Tamara ..... Director, Ticket Operations  
 Schraufnagel, Jeremy ..... Manager, Ticket Office Finance  
 Vermeire, Elizabeth ..... Coordinator, Ticket Operations



Game program from the Redskins' debut in Washington  
 Redskins 13, Giants 3 (Sept. 16, 1937)



# **EXECUTIVE BIOS**

---





## DANIEL M. SNYDER

OWNER

A self-made man and an entrepreneur at heart, Dan Snyder's life has been consumed by an enduring passion for the people, the team and the community he loves.

Growing up in the D.C. area and attending Redskins games with his father, Gerald, his youth and young adulthood were shaped and inspired by his devotion to the Washington Redskins. Since purchasing the team in 1999, Snyder has put his passion into action. He has consistently led the franchise to new prominence in the community, the business world and the National Football League. Under his leadership, the team has raised millions of dollars for charitable efforts and maintained its place in the top tier of the world's most valuable sports franchises.

Snyder, 51, continues to be one of the Washington area's most prominent community leaders and philanthropists. Shortly after purchasing the franchise in 1999, one of Snyder's first actions as owner was to create the Washington Redskins Charitable Foundation (WRCF) in 2000 to utilize the assets of the Redskins and their corporate and community partners to make a positive and measurable impact on youth development in the greater Washington, D.C., region. The foundation focuses on the areas of education, community outreach, and health and wellness, and since its inception, Charitable Foundation programs have made an impact on millions of lives and given back nearly \$20 million to individuals, groups and organizations in the community.

In 2015 alone, WRCF hosted nearly 90 events for children and their families, encompassing a broad spectrum of efforts that included supporting more than 9,500 children's literacy efforts through its Redskins Read Program and providing 2,500 families with all the supplies needed to prepare Thanksgiving for their families, among numerous others. Since 2003, Snyder, Redskins players, and other volunteers have also gifted more than 1,059,760 pounds of packaged and fresh food and 460,500 pounds of turkey to area families in need at the team's annual Harvest Feast. In 2015, the Redskins gifted 92,575 pounds of packaged and fresh food and 30,000 pounds of turkey at the annual event at FedExField.

In addition to his efforts with WRCF, Snyder has provided significant support to Washington's Children's Hospital and the National Center for Missing and Exploited Children (NCMEC). His support enabled construction of the Snyder Family Emergency Medicine and Trauma Center at Children's Hospital. He is a member of the Children's Hospital Foundation Board of Directors. He also funded construction of the Daniel M. Snyder and Family Communication Center at the Center for Missing and Exploited Children. Each day, the Center handles hundreds of calls from around the nation from law enforcement organizations, parents of missing children, runaways seeking help, and people responding to the Center's well-known awareness campaigns on behalf of missing children. In May 2014, Snyder and his wife, Tanya, were honored with the Charles B. Wang International Children's Award at the NCMEC annual Hope Awards Dinner.

In March of 2014, Snyder and the Washington Redskins launched the Washington Redskins Original Americans Foundation to help Tribal communities with the urgent challenges that plague their reservations. Since its inception, the Washington Redskins Original Americans Foundation has worked with more than 50 federally recognized tribes. The efforts have improved the quality of life for hundreds of thousands of American Indians living in federally recognized Tribal communities.



Beyond his charitable efforts, Snyder is prominent in the affairs of the NFL, where his expertise in the fields of marketing and media has been recognized with appointments to the Broadcast Committee, the Business Ventures Committee, the Digital Media Committee (for which he serves as Co-Chair), the International Committee, the Hall of Fame Committee (which oversees the Pro Football Hall of Fame in Canton, Ohio), and, separately, as a member of the Board of Directors of the Pro Football Hall of Fame.

The Redskins, who continue to be ranked among the world's most valuable sports franchises on Forbes magazine's annual list, remain at the forefront of NFL marketing and business organizations. Since buying the team, Snyder has launched a highly successful retail arm, with several Official Redskins Stores in Virginia and Maryland, as well as mobile units for use at home games and other events.

In the summer of 2013, Snyder and the Redskins moved their annual Training Camp to Richmond, Va., hosting the team's training sessions at the brand new Bon Secours Washington Redskins Training Center. During the team's inaugural three-week stay in the capital, more than 165,000 attended walkthroughs and practices. In addition, the Redskins' outreach in the community included more than 5,000 kids impacted by the Charitable Foundation's Play 60 programs and cheerleading programs, as well as 200 high school coaches invited to a concussion clinic held by the Redskins.

In June 2012, Snyder and the Redskins reaffirmed the team's commitment to the Commonwealth of Virginia, announcing that team will retain its corporate headquarters by improving Redskins Park, its Loudoun County training facility. In the 2013 offseason, Snyder and the Redskins began improvements to Redskins Park, including upgrades to the weight room, athletic training facility, locker room, hydrotherapy stations, media availability areas, in-house cafeteria and more.

During Snyder's 17 seasons as owner of the team, 24 different Redskins have earned a total of 43 Pro Bowl appearances, nine different Redskins have been named All-Pro, and

# DANIEL M. SNYDER

13 Redskins draft picks have been selected to the All-Rookie Team. In addition, three players from his tenure as owner, Darrell Green, Bruce Smith and Deion Sanders, have gone on to induction into the Pro Football Hall of Fame.

FedExField, the team's wholly-owned stadium in Landover, Md., boasts seating capacity for 82,000 people, and Snyder continues to spearhead efforts to improve the fan experience at the stadium. Tickets to Redskins games have been sold out for more than 40 years. Since he purchased the team, Snyder has invested more than \$100 million in improvements to the facility, including high-speed escalators to the upper deck, updated signage, more than 1,000 flat-screen TVs in concourses and other areas, as well as the League standard-setting Owner's Club East and Owner's Club West private luxury suites. In 2010, the Redskins installed two new video boards - 30 feet high and 100 feet wide - in each of the end zones at FedExField. The screens feature state-of-the-art high definition LED displays and tripled the size of the previous end zone video displays. The team also enhanced the fans' gameday experience with all-new game clocks, play clocks and other in-stadium video displays.

Over the last several years, Snyder and the entire Redskins organization have spearheaded efforts to enhance FedExField's guest experience. Among the improvements implemented with success in 2015 were an increase in the number of stadium gates and new parking plans to reduce congestion and welcome fans in and out more efficiently. The Redskins also upgraded Wi-Fi throughout the stadium, creating better access to enhanced game day features on the Redskins Mobile App and complimentary access to the Red Zone Channel via NFL Mobile for season ticket members.

The club's media ventures include Redskins Nation, produced by the Redskins Broadcast Network, which is the league's only year-round, daily 30-minute television show. The team also produces television and radio broadcasts via Redskins.com, a robust editorial and social media staff, and Extremeskins.com, the team's fan forum. The team also produces a variety of other television programs, broadcast independently as well as in partnership with local television outlets.

Snyder was Founder, Chairman and CEO of Snyder Communications, Inc. and was the youngest CEO of a New York Stock Exchange company at the time. From its launch in 1985, the company grew to a global organization of 12,000 employees with 77 offices in 17 countries and more than \$1 billion in annual revenues. The company's client base included 200 of the Fortune 500, to which it provided targeted marketing solutions, including advertising and marketing services. In March 2000, the company was acquired by the French marketing firm Havas for more than \$2.3 billion, at the time the largest such merger in the history of the advertising/marketing industry.

Snyder is Founder and Chairman Emeritus of inVentiv Health (NASDAQ: VTIV). Additionally, Snyder is Founder and Managing Member of the Board of Red Zebra Broadcasting, LLC, which operates radio stations in Maryland, Virginia and the District of Columbia airing Redskins broadcasts, popular national radio shows and locally generated programming. Snyder is active in a variety of other private business ventures, both as an investor and as an advisor to management. He is a frequent invitee to share his experiences and views with business organizations nationwide, and he is enshrined in the Jewish Sports Hall of Fame.

In 2010, Snyder was honored by Beacon House, a non-sectarian, neighborhood-based organization that supports



at-risk youth and families of the Edgewood Terrace community in Washington, D.C., during a community celebration to dedicate the football field at Edgewood Department of Parks and Recreation Center.

In April 2012, Snyder was presented Youth For Tomorrow's Distinguished Leader Award in recognition of his years of support for the organization's private, residential school and counseling center in Bristow, Va., which has provided year-round care for more than 900 homeless and at-risk children ages 11-17 from Northern Virginia and the District of Columbia. The honor is periodically awarded to individuals who have demonstrated long and generous support to Youth For Tomorrow. In announcing the award at YFT's annual Burgundy and Gold Banquet, Hall of Fame Redskins Coach Joe Gibbs, who is also Founder and Chairman of Youth For Tomorrow, said, "Dan Snyder began his support of the kids at Youth For Tomorrow long before I ever considered returning to coach the team in 2004."


Snyder and his wife, Tanya, have three children and live in Potomac, Md.

## REDSKINS OWNERSHIP HISTORY

Daniel M. Snyder is the third majority owner in the history of the Washington Redskins franchise.

George Preston Marshall	1932-69
Jack Kent Cooke	1969-97
[The estate of Jack Kent Cooke]	1997-99
<b>Daniel M. Snyder</b>	<b>1999-Present</b>

# OWNERSHIP GROUP



Daniel M. Snyder has surrounded himself with trusted advisors and supporters since the early days of his business career, from his home office as a teenager through the founding of Snyder Communications in Bethesda, Md., to ownership of the Washington Redskins. It is those family members and associates who round out the ownership group of the Washington Redskins.

Before launching a business initiative or making a critical business decision, they are the key individuals Snyder has turned to as partners, advisors and confidants.

Snyder's sister Michele Snyder, a founder of Snyder Communications, shares his ambitious spirit. Her creativity, operational skills, and business instincts have played an instrumental role in the success of Team Snyder over the years.

Calm and steady influences have been the contributions of Gerry and Arlette Snyder, parents of the Redskins owner. A long-time journalist and author with more than two dozen books to his credit, Gerry Snyder was editor-in-chief of Snyder Communications during the early years of the company. Gerry Snyder died in 2003 at age 69.

Arlette Snyder, who maintains the family ownership position in the team, continues her role as a primary advisor to the owner and his other partners.

Robert Rothman is Chairman and CEO of Black Diamond Group, Inc., a private investment firm in Tampa, Florida. He was the founding Chairman and Chief Executive Officer of Consolidated International Group, Inc., which owned and operated insurance companies in Europe and North America, from 1987 to 1999.

He obtained a B.A. in Economics from Queens College of the City University of New York, and an MBA from the University of Chicago, Graduate School of Business.

Rothman is active in numerous charities. Prior to Super Bowl XLIV in South Florida, Rothman and his wife, Peggy, along with Redskins President Bruce Allen and his wife, Kiersten, served on the host committee for an event honoring NFL all-time winningest coach Don Shula and benefiting the H. Lee Moffitt Cancer Center & Research Institute in Tampa. He is Chairman of the Board of H. Lee Moffitt Cancer Center & Research Institute, Inc., and a member of the Advisory Council for the University of Chicago Graduate School of Business.

Dwight C. Schar is Founder and Chairman of the Board of NVR, Inc., the fourth-largest homebuilder in the United States. The company is comprised of the building operations of Ryan Homes and NVHomes. Also under the NVR umbrella is NVR Financial, which is comprised of NVR Mortgage and NVR Settlement Services. The company is based in Reston, Va., and is traded on the New York Stock Exchange. Schar has been extremely active in the greater Washington community and is involved in numerous business and educational groups. Previously, Schar served as a trustee of the Virginia Commonwealth University School of Engineering Foundation, was a member on the Virginia Business and Higher Education Council and was appointed to the President's Advisory Committee on the Arts for the Kennedy Center.

Schar has also served as National Finance Chair of the Republican National Committee and Director of Dick Clark Productions, Inc. and Johnny Rockets Group, Inc. In addition, he was a member of the Board of Directors for the Pittsburgh Pirates, First American Banks, the Northern Virginia Building Industry Association, Bell Atlantic Company of Virginia and the United Way of the Capital Area. Schar served on the Board for the Mercatus Center at George Mason University and has also been a trustee for the George Mason University Foundation, Ashland University and the Virginia Foundation of Independent Colleges. He has also been a council member of the Northern Virginia Roundtable and the Governor's Regional Economic Development Council. Schar is a graduate of Ashland University.

Frederick W. Smith is chairman, president and chief executive officer of FedEx Corporation, a \$38-billion global transportation, business services and logistics company.

Smith is responsible for providing strategic direction for all FedEx Corporation operating companies, including FedEx Services, FedEx Express, FedEx Ground and FedEx Freight. FedEx serves more than 220 countries and territories with operations that include 677 aircraft and over 70,000 vehicles. More than 260,000 employees and independent contractors worldwide handle more than 7.5 million shipments each business day. Since founding FedEx in 1971, Smith has been an active proponent of regulatory reform, free trade and "open skies agreements" for aviation around the world.

FedEx has continued to strengthen its industry leadership over the past 35 years, and has been widely acknowledged for its commitment to total quality service. FedEx Express was the first service company to win the Malcolm Baldrige National Quality Award in 1990. In addition, FedEx has consistently been ranked on FORTUNE Magazine's industry lists, including "World's Most Admired Companies" (No. 4, 2006); "America's Most Admired Companies" (No. 2, 2006); No. 1 on the Delivery Industry list (2005); FedEx is in the "Hall of Fame" for claiming a spot on the "100 Best Companies to Work For" list since its inception (1998-2005) and is a FORTUNE Blue Ribbon Honoree for having appeared on five of the magazine's exclusive trademarked lists in 2005.

Smith has served on the boards of several large public companies and the St. Jude Children's Research Hospital and Mayo Foundation Boards. He is currently the chairman of Alcon Entertainment.

He was formerly chairman of the Board of Governors for the International Air Transport Association and the U.S. Air Transport Association. Smith is a member of the Business Roundtable, the Business Council and the CATO Institute. He served as chairman of the U.S.-China Business Council and is the current chairman of the French-American Business Council. Smith served as cochairman of the U.S. World War II Memorial Project and was named Chief Executive Magazine's 2004 "CEO of the Year."

Born in 1944 in Marks, Miss., Smith attended Yale University, where he earned his bachelor's degree in 1966. Smith served as an officer in the U.S. Marine Corps from 1966-70.

**Photos Above [L-R]:** Michele Snyder, Arlette Snyder, Robert Rothman, Dwight C. Schar, Frederick W. Smith



# BRUCE ALLEN

**PRESIDENT**

Bruce Allen has come full circle. More than 30 years have passed since Allen resided in the Washington, D.C., region and was a ball boy for his father, George Allen, the late Hall of Fame head coach who led the “Over the Hill Gang” Washington Redskins to an NFC Championship in 1972 and an appearance in Super Bowl VII.

Allen joined the Redskins as the team’s Executive Vice President/General Manager on December 17, 2009, after a decorated career spanning more than three decades, including serving as a general manager and executive with the Tampa Bay Buccaneers and the Oakland Raiders as well as recording a successful run in the USFL with the Chicago Blitz and the Arizona Wranglers.

“It’s exciting because of the history, the tradition, the comfort about coming home,” Allen said in 2009. “Everybody who knows me, knows that the principles of football in my mind are simple – it’s a team. It’s 53 men, the entire staff, everybody in the building going in the same direction for one common goal, and that’s to win.”

During Allen’s tenure, the Redskins’ focus and impact has far exceeded the mere scope of the playing field. In August 2011, Allen assumed the role of President of the Board of the Washington Redskins Charitable Foundation and has tirelessly worked hand-in-hand with the foundation to positively impact the lives of youth in the Washington, D.C. community. The foundation focuses on the areas of education, community outreach, and health and wellness, and since its inception, Charitable Foundation programs have made an impact on millions of lives and given back nearly \$20 million to individuals, groups and organizations in the community.

Allen annually participates in many of the Foundation’s signature events, including the Redskins Alumni Golf Classic, where he serves as Chairman, the Redskins Easter Egg Hunt, Fields for Tomorrow field dedications, the Mickey Steele Memorial Golf Outing and the Leukemia & Lymphoma Golf tournament, among others. In early 2016, Allen and the organization accepted the inaugural Legacy Award from the Loudoun School-Business Partnership Executive Council for the team’s exemplary work in going “above and beyond” for Loudoun County Students. Allen’s philanthropic support also extends to efforts with Doug Williams’ Washington Football Legends for Charity and Joe Gibbs’ Youth For Tomorrow.

On the field, Allen’s squads have earned seven division championships, with Washington marking the third different franchise (Oakland, Tampa Bay and Washington) he had helped lead to a division crown in that timeframe. Since 2000, only Allen and Rich McKay have guided multiple franchises to division titles as General Manager.

Allen has previously played a key role in identifying Jay Gruden as the 29th head coach in franchise history, citing Gruden’s passion for the game and passion for the Washington Redskins upon his hire in January 2014.

In May 2014, during an offseason in which Allen helped guide the franchise through a coaching transition and provided public leadership for the organization, the Redskins formally announced Allen as the team’s President. In January 2015, Allen hired Scot McCloughan to serve as the Redskins’ General Manager.

“So what we found is the guy that – I really come back to one of the greatest quotes I know in sports or life that former Washington Redskins coach Marv Levy, who is in the Hall of Fame, who said, “Where would you rather be than right here, right now?”” Allen said.

Aside from his management of the Redskins’ football operations and his dedication to the Redskins’ charitable efforts, Allen has led initiatives to extend the Redskins’ outreach to their former players and engage the team’s vast alumni network.

“We owe them a great debt of gratitude for their accomplishments for building this game,” Allen said. “Not just the three Super Bowl trophies, but the way they have represented themselves in the burgundy and gold.”

Last fall, Allen and the Redskins welcomed back Redskins Alumni for the team’s annual Alumni Homecoming Weekend during the team’s Week 7 comeback win against the Tampa Bay Buccaneers. Players in attendance represented nearly 600 combined seasons of Redskins service, 98 combined Super Bowl appearances, 59 combined Super Bowl titles, 26 members of the 80 Greatest Redskins, 17 Redskins Ring of Famers and five Pro Football Hall of Famers. In addition, as announced by Allen at the 2015 Welcome Home Luncheon, the Redskins used their 2015 Alumni Homecoming celebration to induct Jeff Bostic as the 47th member of the team’s Ring of Fame before inducting Monte Coleman as the 48th member in December.

In addition to his ongoing connection with Redskins alumni and charitable efforts, Allen is actively involved in fan outreach. He has taken the time to personally connect with Redskins fans all over the world via one-on-one meetings, Redskins Rally events, fan forums, phone calls and e-mails to foster and strengthen the organization’s relationship with its fans.

Allen and his wife, Kiersten, have a son, George, and a daughter, Mikayla. Kiersten serves on the Moffitt Cancer Foundation Board of Directors, where she and Bruce have worked to aid in the Foundation’s mission to contribute to the prevention and cure of cancer.

Allen was drafted by the Baltimore Colts as a 12th-round selection in 1978 out of the University of Richmond. He played for the Spiders from 1974-77, earning All-ECAC and All-South Independent honors in his junior season, when he ranked 16th in the nation and broke a school punting record with a 42.9-yard average. He earned his degree in business marketing, and in February 2016, he was honored with induction into the University of Richmond’s Athletics Hall of Fame.

Allen’s late father George, who was elected to the Pro Football Hall of Fame in 2002, was Head Coach of the Redskins from 1971-77. He amassed a 67-30-1 record and an appearance in Super Bowl VII in seven seasons in Washington. George never had a losing campaign in 12 seasons as an NFL head coach including his seven years at the helm of the Redskins.

Like his father, who developed the original Redskins Park, Bruce helped spearhead the effort for facility improvements to provide the Redskins a state-of-the-art team headquarters equipped with every necessary amenity and competitive advantage to support the football operation. Allen also played a key role in the team moving its annual training camp to Richmond, Va., beginning in 2013 at the world-class Bon Secours Washington Redskins Training Center.

Bruce’s brother George served as Virginia governor and as a U.S. Senator from Virginia. He also has two other siblings, Greg, a psychologist specializing in family counseling and Founder of Freedom4U in Southern California, and Jennifer Allen Richard, an author and contributor to the NFL Network.



# SCOT McCLOUGHAN

**GENERAL MANAGER**

Scot McCloughan is entering his second season as the Washington Redskins' General Manager in 2016 after being named to the position on January 8, 2015. The highly regarded executive joined the Redskins in 2015 with more than 20 seasons of NFL experience as an executive or scout to his credit.

In his first season in Washington in 2015, McCloughan ["Mc-LEW-ehn"] immediately helped engineer a five-win improvement and an NFC East title. In addition to adding a number of key veteran leaders in free agency, the team's 2015 draft class played a pivotal role in the team's division title-winning campaign. No. 5 overall pick Brandon Scherff earned All-Rookie honors at guard, second-round linebacker Preston Smith led all rookies in sacks (8.0) and fourth-round receiver Jamison Crowder set the team record for receptions in a rookie season (59). In addition, third-round running back Matt Jones, sixth-round safety Kyshoen Jarrett and undrafted receiver-turned-cornerback Quinton Dunbar all made critical contributions to the 9-7 season.

McCloughan assumed control of the Redskins in 2015 after a career spent developing a sterling reputation for roster building. Prior to McCloughan's arrival in the 2015 offseason, teams featuring McCloughan's acquisitions during his tenures with the San Francisco 49ers and Seattle Seahawks accounted for each of the previous five NFC West titles and represented the NFC in each of the three previous Super Bowls.

McCloughan was named as the Seahawks' Senior Personnel Executive in 2010, a role that assisted the general manager in all aspects of building the roster. McCloughan departed to start his own business - Instinctive Scouting, LLC - prior to the 2014 NFL Draft.

McCloughan spent five seasons with the 49ers, serving as Vice President of Football Operations from 2005-07 and being named General Manager in 2008 before resigning following the 2009 season. While with the 49ers, McCloughan orchestrated successful drafts that included Pro Bowlers Dashon Goldson, Frank Gore, Vernon Davis, Joe Staley and Patrick Willis, helping establish the core of the roster that helped the 49ers to an NFC-best 36 wins and three consecutive NFC Championship berths across the 2011-13 seasons.

Prior to his time with the 49ers, McCloughan spent five seasons as the Seahawks' Director of College Scouting from 2000-04. His efforts helped the Seahawks win the NFC Championship in 2005 and earn a berth in Super Bowl XL in Detroit.

As of the conclusion of the 2015 season, draft picks selected during McCloughan's tenures in various roles with the 49ers and Seahawks, including guard Steve Hutchinson and linebacker Patrick Willis, have accounted for 41 Pro Bowl selections and 14 first-team All-Pro honors. McCloughan also contributed to the 2011-13 drafts as the Seahawks' Senior Personnel Executive, drafts that included two-time All-Pro cornerback Richard Sherman and four-time Pro Bowl quarterback Russell Wilson.

McCloughan worked in the Green Bay Packers' scouting department as a regional scout from 1994-99, learning under Pro Football Hall of Fame General Manager Ron Wolf. During his tenure in Green Bay, he was part of two Packers' Super Bowl teams, including the 1996 Super Bowl XXXI championship squad.

McCloughan comes from a football pedigree. His father, Kent, was selected by the Redskins in the third round of the 1965 NFL Draft as part of a Washington draft class that included franchise legends Chris Hanburger and Jerry Smith. Kent went on to play six seasons with the Oakland Raiders (1965-70), earning Pro Bowl selections and first-team All Pro honors following both the 1966 and 1967 seasons. After his playing career, he was a member of the Raiders' scouting staff for more than 30 years.

Scot's brother, David, played 48 career NFL games with three starts as a safety for the Indianapolis Colts, Green Bay Packers and Seattle Seahawks from 1991-94. He is currently a scout with the Raiders.

Before entering the NFL, McCloughan played minor league baseball for three years in the Toronto Blue Jays organization, including spending part of two seasons with the Hagerstown Suns. He had a successful collegiate career at Wichita State, where he contributed in two collegiate World Series as a designated hitter and third baseman.

## McCLOUGHAN FOOTBALL HISTORY

1994-99	Scout	Green Bay Packers
2000-04	Director of College Scouting	Seattle Seahawks
2005-07	VP of Player Personnel	San Francisco 49ers
2008-09	General Manager	San Francisco 49ers
2010-13	Senior Personnel Executive	Seattle Seahawks
2014	Founder	Instinctive Scouting, LLC
2015-Pres.	General Manager	Washington Redskins

## YEAR-BY-YEAR STATS

In McCloughan's various roles with the San Francisco 49ers and Seattle Seahawks across the 2000-13 drafts, players selected under his watch have accounted for 41 Pro Bowl selections and 14 first-team All-Pro honors. Fifteen players in total from that category have earned such honors during their NFL careers.

Draft	Rd (Pick)	Player	Pro Bowls	All-Pro
2000	1 (19)	RB Shaun Alexander	3	1
2001	1 (17)	G Steve Hutchinson	7	5
2001	1 (9)	WR Koren Robinson	1	0
2001	5 (140)	WR Alex Bannister	1	0
2003	1 (11)	DB Marcus Trufant	1	0
2003	2 (42)	DB Ken Hamlin	1	0
2005	1 (1)	QB Alex Smith	1	0
2005	3 (65)	RB Frank Gore	5	0
2006	1 (6)	TE Vernon Davis	2	0
2006	4 (100)	FB Michael Robinson	1	0
2007	1 (11)	LB Patrick Willis	7	5
2007	1 (28)	T Joe Staley	4	0
2007	4 (126)	DB Dashon Goldson	2	1
2011	5 (154)	DB Richard Sherman	2	2
2012	3 (75)	QB Russell Wilson	4	0
<b>TOTAL</b>			<b>41</b>	<b>14</b>



# **STAFF BIOS**

---



# JAY GRUDEN

**HEAD COACH**  
**13TH NFL SEASON // 3RD WITH REDSKINS**

Jay Gruden enters his third season with the Washington Redskins in 2016 after being named the 29th head coach in franchise history on January 9, 2014.

Previously a decorated quarterback in the college and Arena Football League ranks and a successful NFL assistant, Gruden showcased his offensive acumen honed from his diverse football background in his first two years with the Redskins.

In 2015, Gruden led the Redskins to an NFC East Championship, posting a 9-7 record to complete the second “worst-to-first” turnaround in team history. Gruden became the sixth coach in team history to lead the Redskins to a play-off berth within the first two years at the helm, joining Ray Flaherty, Dutch Bergman, Dudley DeGroot, George Allen and Joe Gibbs.

Under Gruden’s guidance, the 2015 Redskins featured one of the most prolific passing attacks in franchise history. Quarterback Kirk Cousins, named the starter in the middle of the preseason, set single-season team records for attempts [543], completions [379], passing yards [4,166] and 300-yard passing games [seven] while throwing 29 touchdown passes, including at least one in all 16 games. Cousins’ success coincided with the emergence of third-year tight end Jordan Reed, who finished the season with 87 receptions for 952 yards (both team records for a tight end) with 11 receiving touchdowns.

Gruden assumed control of the Redskins in 2014 and guided the team through a campaign in which three different quarterbacks [Robert Griffin III, Kirk Cousins and Colt McCoy] recorded victories as starters. He installed an offensive system that produced two Pro Bowlers in his first season as tackle Trent Williams and running back Alfred Morris earned repeat berths.

Excluding interim coaches, Gruden, 46 at the time of his hiring, became the team’s youngest head coaching hire since hiring eventual Pro Football Hall of Famer Joe Gibbs at 40 years of age in 1981. He became the first Redskins head coach hired directly from an offensive coordinator role on another team since Norv Turner in 1994.

Before joining the Redskins, Gruden spent his previous three seasons as offensive coordinator for the Cincinnati Bengals. In his tenure in Cincinnati, the Bengals averaged 10 wins a season, making three consecutive playoff appearances and earning an AFC North championship in 2013. Members of the Bengals’ offense accounted for seven Pro Bowl selections in his three seasons in Cincinnati.

Gruden was tasked with the development of quarterback Andy Dalton, a 2011 second-round pick. In three seasons together, Gruden helped Dalton to a 30-18 regular season record as a starter [625], as Dalton’s 30 wins in that time frame ranked tied for fifth-most among NFL quarterbacks. Dalton’s 80 passing touchdowns rank third-most in NFL history for a quarterback in his first three seasons, trailing only Dan Marino [98] and Peyton Manning [85].

Prior to joining the Bengals, Gruden served two years with the Florida Tuskers of the United Football League from 2009-10. In 2009, Gruden served as offensive coordinator as the Tuskers compiled a 6-0 regular season record and earned a UFL championship game berth. In 2010, he assumed the roles of head coach and general manager and led the Tuskers to their second consecutive championship game appearance.

Gruden coached for seven seasons [2002-08] with the Tampa Bay Buccaneers, earning a Super Bowl championship ring as an offensive assistant in 2002. There he worked under his brother, Jon (then the Bucs’ head coach), and current Redskins President Bruce Allen (the Bucs’ general manager from 2004-08). Gruden helped guide the Buccaneers to the team’s first league championship, a 48-21 victory in Super Bowl XXXVII.

Gruden also ranks among the most outstanding players and coaches in the history of the Arena Football League, having won six combined league championships – four as a quarterback and two as a head coach. Gruden played quarterback [2002-03] and served as head coach [2004-08] of the AFL’s Orlando Predators while simultaneously working as an offensive assistant with the Buccaneers. In all, Gruden served as head coach of the Predators for nine seasons [1998-2001 and 2004-08], leading the Predators to four championship game appearances and two league titles as a coach. During a two-year hiatus from coaching the Predators in 2002-03, he returned to the playing field as Orlando’s quarterback, leading the Predators to playoff appearances in both seasons.

In his eight seasons as a player in the AFL, Gruden completed 1,673-of-2,775 passes [60.3 percent] for 21,578 yards with 398 touchdowns and 99 interceptions. In addition to his time with Orlando, he spent six seasons [1991-96] at quarterback for the Tampa Bay Storm, winning four AFL titles and being named MVP of ArenaBowl VII in 1993. He was also named the 1992 AFL Most Valuable Player and was honored with induction into the AFL Hall of Fame in 1999.

Gruden played quarterback for four seasons for former Redskins draft pick Howard Schnellenberger at the University of Louisville [1985-88] and was a two-time team MVP.

Gruden was born March 4, 1967, in Tiffin, Ohio. He and his wife, Sherry, have three sons – J.J., Joey and Jack – and a grandson, Trey.

## GRUDEN FOOTBALL HISTORY

1985-88	Quarterback	University of Louisville
1989	Student Assistant	University of Louisville
1990	Quarterback	Barcelona Dragons (WLAF)
1990	Quarterback	Sacramento Surge (WLAF)
1990-91	Graduate Assistant	University of Louisville
1991-96	Quarterback	Tampa Bay Storm (AFL)
1997	Offensive Coordinator	Nashville Kats (AFL)
1998-2001	Head Coach	Orlando Predators (AFL)
2002-08*	Offensive Assistant	Tampa Bay Buccaneers
2002-03*	Quarterback	Orlando Predators
2004-08*	Head Coach	Orlando Predators
2009	Offensive Coordinator	Florida Tuskers (UFL)
2010	Head Coach	Florida Tuskers
2011-13	Offensive Coordinator	Cincinnati Bengals
2014-Pres.	Head Coach	Washington Redskins

\*Held jobs concurrently

# JAY GRUDEN

## THE GRUDEN FILE

### GRUDEN BY THE NUMBERS

21,578	Career passing yards in the AFL
4,778	Career postseason passing yards in the AFL, third-most all-time
4,166	Passing yards by Kirk Cousins under Gruden in 2015, a Redskins franchise record
1999	Year of induction into the AFL Hall of Fame
398	Career AFL passing touchdowns
15	Redskins all-time division titles, including one secured by Gruden's 2015 squad
13	Combined years as a quarterback in the NCAA, WLAF and AFL
6	ArenaBowl championships (four as a player, two as a coach)
6	Number of coaches, including Gruden, to lead the Redskins to the playoffs within two years of taking the job (Ray Flaherty, Dutch Bergman, Dudley DeGroot, George Allen and Joe Gibbs)
5	NFL teams, including Gruden's Bengals, to make three play-off appearances from 2011-13
4	Ranking by the AFL on its 2012 list of the league's 25 Greatest Players
3	Number of different starting quarterbacks to earn victories during Gruden's debut season in Washington in 2014

### REDSKINS COACHING HISTORY

The Washington Redskins have had 28 different head coaches preside over 29 head coaching tenures in team history.

1.	Lud Wray.....	1932
2.	Lone Star Dietz.....	1933-34
3.	Eddie Casey.....	1935
4.	<b>Ray Flaherty.....</b>	<b>1936-42</b>
5.	Arthur "Dutch" Bergman.....	1943
6.	Dudley DeGroot.....	1944-45
7.	<b>A.G. "Turk" Edwards.....</b>	<b>1946-48</b>
8.	John Wheelchel.....	1949
9.	Herman Ball.....	1949-51
10.	Dick Todd.....	1951 (Interim)
11.	<b>Earl "Curly" Lambeau.....</b>	<b>1952-53</b>
12.	Joe Kuharich.....	1954-58
13.	Mike Nixon.....	1959-60
14.	Bill McPeak.....	1961-65
15.	<b>Otto Graham.....</b>	<b>1966-68</b>
16.	<b>Vince Lombardi.....</b>	<b>1969</b>
17.	Bill Austin.....	1970
18.	<b>George Allen.....</b>	<b>1971-77</b>
19.	Jack Pardee.....	1978-80
20.	<b>Joe Gibbs**.....</b>	<b>1981-92</b>
21.	Richie Petibon.....	1993
22.	Norv Turner.....	1994-2000
23.	Terry Robiskie.....	2000 (Interim)
24.	Marty Schottenheimer.....	2001
25.	Steve Spurrier.....	2002-03
26.	<b>Joe Gibbs**.....</b>	<b>2004-07</b>
27.	Jim Zorn.....	2008-09
28.	Mike Shanahan.....	2010-13
29.	<b>Jay Gruden.....</b>	<b>2014-Present</b>

Pro Football Hall of Famers **bolded and italicized**.

\*\* Considered both the 20th and 26th head coach in franchise history

## ARENA FOOTBALL LEAGUE HALL OF FAMER - CAREER STATS

Year	Team	PASSING							RUSHING		
		Comp	Att	Pct	Yds	Rating	TD	Int	Att	Yds	TD
1991	Tampa Bay Storm	127	199	63.8	1504	96.4	26	11	17	55	2
1992	Tampa Bay Storm	188	305	61.6	2568	107.6	50	15	13	37	0
1993	Tampa Bay Storm	187	312	59.9	2526	99.9	41	14	15	15	1
1994	Tampa Bay Storm	206	368	56.0	2622	98.1	49	12	9	32	2
1995	Tampa Bay Storm	198	352	56.3	2787	100.2	45	11	20	7	0
1996	Tampa Bay Storm	274	443	61.9	3616	114.0	70	14	8	-14	0
2002	Orlando Predators	310	501	61.9	3621	101.1	68	20	7	-4	0
2003	Orlando Predators	183	295	62.0	2334	123.5	49	2	3	2	0
<b>TOTAL</b>		<b>1673</b>	<b>2775</b>	<b>60.3</b>	<b>21578</b>	<b>105.7</b>	<b>398</b>	<b>99</b>	<b>92</b>	<b>130</b>	<b>5</b>

**HONORS:** Most Valuable Player (1992), First-Team All-Arena (1992), All-Star Game (1993), First-Team All-Arena (1995), 10th Anniversary Team (1996), AFL Hall of Fame Inductee (1999), All-ArenaBowl Team (1999), Second-Team 15th Anniversary Team (2001), 20 Greatest Players - No. 4 (2006), 25 Greatest Players - No. 4 (2012)

**ARENA BOWL APPEARANCES:** ArenaBowl V Champion (Quarterback, Tampa Bay Storm, 1991), ArenaBowl VII Champion\* (Quarterback, Tampa Bay Storm, 1993), ArenaBowl IX Champion (Quarterback, Tampa Bay Storm, 1995), ArenaBowl X Champion (Quarterback, Tampa Bay Storm, 1996), ArenaBowl XII Champion (Head Coach, Orlando Predators, 1998), ArenaBowl XIII Runner-up (Head Coach, Orlando Predators, 1999), ArenaBowl XIV Champion (Head Coach, Orlando Predators, 2000), ArenaBowl XX Runner-up (Head Coach, Orlando Predators, 2006)

\* Named ArenaBowl VII Most Valuable Player

**AFL COACHING RECORD:** 93-61 (.604)

# STAFF BIOS



**JOE BARRY**  
DEFENSIVE COORDINATOR

**15TH NFL SEASON**  
**2ND WITH REDSKINS**

1989-90	Linebacker	Michigan
1991-93	Linebacker	Southern California
1995	Graduate Asst./DL Coach	Southern California
1996-98	Linebackers/DE Coach	Northern Arizona
1999	Linebackers Coach	Nevada-Las Vegas
2000	Defensive Quality Control	San Francisco 49ers
2001-06	Linebackers Coach	Tampa Bay Buccaneers
2007-08	Defensive Coordinator	Detroit Lions
2009	Linebackers Coach	Tampa Bay Buccaneers
2010-11	Linebackers Coach	Southern California
2012-14	Linebackers Coach	San Diego Chargers
2015-Pres.	Defensive Coordinator	Washington Redskins

Joe Barry enters his second season as the Redskins' defensive coordinator in 2016 after being named to the position on January 20, 2015.

Now in his 15th NFL season, including four as a defensive coordinator, Barry has been a member of a defensive staff that has finished in the Top 10 in total defense five times, including No. 1 overall units in 2002 and 2005. Under Barry, Tampa Bay Buccaneers Hall of Fame linebacker Derrick Brooks was named the 2002 NFL Defensive Player of the Year.

Barry's relentless enthusiasm and energy was present in his first season in Washington in 2015, as he and his staff seamlessly integrated draft picks, veteran additions, undrafted rookies and "off-the-street" free agents en route to a 9-7 record and an NFC East championship. Barry's "starters and starters-in-waiting" philosophy was evident during the season as 32 different players logged a defensive snap, 24 of whom started at least one game.

Barry's 2015 Redskins forced 27 takeaways, including 26 in the final 14 weeks of the season to tie for third-most in the NFL in that time frame. He and his staff adapted and thrived despite a rash of injuries throughout the unit, including moving DeAngelo Hall from cornerback to safety, splitting sixth-round pick Kysheon Jarrett's time between safety and nickelback, getting major contributions from midseason signing Will Blackmon and converting college free agent wide receiver Quinton Dunbar to cornerback during training camp.

Prior to joining the Redskins in 2015, Barry served as linebackers coach for the San Diego Chargers from 2012-14. Prior to his tenure in San Diego, he was the linebackers coach for Southern California from 2010-11. Barry helped mold linebacker Malcolm Smith into a 2011 draft selection who eventually went on to become the MVP of Super Bowl XLVIII.

Barry returned to Tampa Bay for his second stint with the team in 2009, again serving as the team's linebackers coach. During his first tenure with Tampa Bay from 2001-06, the defense allowed the fewest passing yards per game (177.2), the second-fewest yards per game (285.7) and the second-fewest points per game (17.4). In addition, Buccaneers linebackers were named to the Pro Bowl seven times in his first six seasons.

In 2002, Barry helped lead the Buccaneers to their first championship in franchise history with a 48-21 win against the Raiders in Super Bowl XXXVII. The title game featured the Buccaneers' top-ranked defense (252.8 yards per game) against the Raiders' top-ranked offense (389.8), but the Bucs' defense limited Oakland to 269 yards. Tampa Bay forced five interceptions, three of which were returned for touchdowns, including a game-sealing 44-yard interception

return for touchdown by Brooks in the fourth quarter.

Barry served as the defensive coordinator for the Detroit Lions from 2007-08, where he led units that ranked tied for third in the NFL in takeaways (37) in 2007 and 10th in sacks per pass play in 2008. His NFL coaching career began in San Francisco in 2000, when he served as a defensive quality control coach.

Barry began his prep career at Ames (Iowa) H.S. before finishing at Fairview H.S. in Boulder, Colo. Barry played linebacker at Michigan from 1989-90 before transferring to USC in 1991, earning varsity letters in the 1992 and '93 seasons. He began his coaching career for the Trojans in 1995. In 1996, he joined the Northern Arizona staff, coaching linebackers and defensive ends for three seasons. Barry was then hired to coach linebackers at Nevada-Las Vegas in 1999.

Barry and his wife, Chris, have two daughters, Camryn and Lauren, and twin sons, Nick and Sam.



**BEN KOTWICA**  
SPECIAL TEAMS COORDINATOR

**10TH NFL SEASON**  
**3RD WITH REDSKINS**

1993-96	Linebacker	U.S. Military Academy
2005-06	Defensive Coordinator	USMA Prep School
2007-08	Quality Control - Def/ST	New York Jets
2009-12	Asst. Special Teams Coach	New York Jets
2013	Special Teams Coordinator	New York Jets
2014-Pres.	Special Teams Coordinator	Washington Redskins

Ben Kotwica enters his third season as the Redskins' special teams coordinator in 2016 after originally being named to the position on January 15, 2014.

Kotwica, now entering his 10th NFL season, spent the first seven years of his NFL career in various coaching capacities with the New York Jets. Before assuming the role of coordinator for the Jets in 2013, Kotwica assisted with the Jets' special teams in multiple roles across the 2007-12 seasons.

In 2015, Kotwica deftly commanded a unit that used 60 different players in a special teams capacity during the Redskins' 9-7 division-winning campaign. The Redskins allowed only 20.1 yards per kickoff return, the fourth-best average in the NFL. It marked the Redskins' first Top 5 finish in the category since 2011 when the team was in the midst of a stretch of six straight Top 5 seasons from 2006-11. Kotwica's game planning also helped the Redskins recover their first inside kick since 2007, as the Redskins successfully executed a surprise inside kick in the team's record-setting 24-point comeback win against Tampa Bay.

Kotwica's 2015 unit was directly responsible for three touchdowns, including tying a team record with two kickoff return touchdowns and adding a blocked punt recovery for a touchdown. Kotwica and the Redskins also signed kicker Dustin Hopkins in Week 2, and the first-year kicker converted 25-of-28 field goal attempts and posted the third-best field goal percentage in team history (89.3), trailing only Mark Moseley (95.2 in 1982) and Kai Forbath (94.4 in 2012).

In his first season in Washington in 2014, Kotwica's tutelage and eye for talent helped first-year punter Tress Way (47.5 yards per punt) become the first member of the Redskins to lead the NFL in punting for a season since Sam Baker in 1958. Way's average ranked fourth in team history, a feat he accomplished in a season in which he was given 10 days to earn the punting job after being claimed off waivers late in the preseason. Kotwica also helped kicker Kai Forbath successfully convert 24-of-27 field goals (88.9 percent) in

2014.

Prior to Kotwica's arrival in Washington, the Jets accounted for 10 combined kick and punt return touchdowns during his time as an assistant in New York, tied for most in the AFC and tied for second-most in the NFL. The Jets averaged a league-best 24.6 yards per kick return in those six seasons and had a kick returner finish in the Top 5 in the NFL in kick return average four times (Joe McKnight, 2011 and 2012; Brad Smith, 2010; and Leon Washington, 2007). Kotwica helped Leon Washington earn his first career Pro Bowl berth as a kick returner following the 2008 season.

In addition to his football career, Kotwica's background includes his time as a decorated officer who spent eight years in the United States Army after graduating from the United States Military Academy at West Point. His military career included operations in Bosnia-Herzegovina, Korea and Iraq.

Kotwica was commissioned as a 2nd Lieutenant in the Aviation Branch of the Army and was selected to fly the AH-64 Apache Longbow, the world's best attack helicopter. He was an Attack Helicopter Platoon Leader in support of the 82nd Airborne Division from 1998-2001, where he was responsible for the health and welfare of 20 soldiers.

In 2000, Kotwica deployed to Bosnia-Herzegovina for eight months before returning to the states to attend the Aviation Captain Career course. He completed the course in the top 10 percent of his class. Two years later, he returned overseas to Camp Page, Korea where he served as a Military Intelligence Officer for six months. In early 2003, he was selected to serve as the Battalion Executive Officer for a unit comprised of more than 300 soldiers, 24 attack helicopters and more than \$400 million worth of equipment.

In January 2004, he briefly returned to Fort Hood, Texas, to serve as the Training Officer for the 1st Cavalry Division. Two months later, he deployed in support of Operation Iraqi Freedom II, serving as a Combat Attack Helicopter Commander and flying more than 1,000 combat hours in support of five maneuver brigades within the 1st Cavalry Division. His missions included convoy security operations; VIP escorts for former President George W. Bush, former Secretary of Defense Donald Rumsfeld and former Secretary of State Condoleezza Rice; and search and destroy missions to suppress insurgent activities.

During his service, Kotwica was awarded with the Army Achievement Medal, the Army Commendation Medal, the Meritorious Service Medal and the Bronze Star.

Kotwica played at Army from 1993-96 and was a three-year starter at linebacker. He was the captain of the only 10-win team in Army history, leading the Black Knights to a 10-2 record and the program's most recent Commander-in-Chief's Trophy in 1996.

Kotwica and his wife, Christina, have four children: daughters, Analyssa and Arianna, and sons, Christian and Brayden.

fensive coordinator in 2016 after initially being promoted to the position on January 15, 2014. Prior to his promotion during the 2014 offseason, McVay spent three seasons as the team's tight ends coach (2011-13) and one as an offensive assistant (2010).

McVay's group posted a breakout campaign in his second year as Offensive Coordinator in 2015, including record-setting performances by quarterback Kirk Cousins and tight end Jordan Reed. McVay's scheme and tutelage helped Cousins break Redskins records for attempts (543), completions (379), passing yards (4,166) and 300-yard passing games (seven) in a single season. Reed has been a direct beneficiary of McVay's work, spending 2013 as a member of his unit during McVay's time as tight ends coach and being a focal point of the offense in 2015, as Reed recorded 87 receptions for 952 yards (both team records for a tight end) with 11 receiving touchdowns (one shy of the team record) in 2015.

Collectively, McVay's 2015 offense recorded Top 10 rankings in third down percentage (43.5, fifth in the NFL), red zone scoring percentage (61.2, eighth), yards per play (5.6, 10th) and points per game (24.3, 10th). The Redskins also led the NFL with a team-record 69.5 completion percentage in 2015, leading the league in the category for the 11th time in team history and the first time since 1970.

In his first season as Offensive Coordinator in 2014, McVay helped the offense to a Top 10 league ranking in yards per play (5.7) despite starting three different quarterbacks. His work with the three passers was instrumental in setting a team record for completion percentage (66.5 percent, later broken in 2015) and helping facilitate the explosive debut season of wide receiver DeSean Jackson. Jackson averaged a league-best 20.9 yards per reception and became only the fourth player in team history to lead the NFL in that category.

In 2013, McVay played a crucial role in Reed's development, as the then-rookie compiled 45 receptions for 499 yards – both Redskins' single-season rookie tight end records – despite Reed playing in only nine games. Under McVay's tutelage, Reed joined Chris Cooley (2004) as the only Redskins tight ends named to the PFWA All-Rookie Team. In addition, McVay helped tight end Logan Paulsen from an undrafted free agent into a 30-game starter from 2010-13, with Paulsen increasing his reception totals each season.

During Washington's NFC East championship season in 2012, McVay's unit produced despite losing starting tight end Fred Davis to a torn Achilles tendon in Week 7. Davis had led the team in both receptions (24) and receiving yards (325) through seven games before being placed on the Reserve/Injured list. McVay guided a unit that provided reliable receiving options on top of contributing significantly as blockers to the Redskins' league-leading 2,709 rushing yards.

In 2011, McVay played an integral role in Davis' emergence, as the then fourth-year tight end surpassed his previous career highs despite playing in only 12 games. Davis caught 59 passes for 796 yards, the second-highest total on the team in both categories. Before missing the final four games of the season, Davis was on pace to set a franchise record in receiving yards by a tight end and was on pace to post the first 1,000-yard receiving season by a tight end in Redskins history.

McVay served as an offensive assistant to the Redskins in 2010 in addition to working with the tight ends during the final four weeks of the season following coach Jon Embree's departure. The Redskins offense ranked eighth in the NFL in passing yards per game (244.6) and tight end Chris Cooley ranked second among NFL tight ends in receptions (77) and third in receiving yards (849). The offensive unit also set a franchise record for completions in a season (349), and registered a touchdown pass in 15 consecutive games for the first time in team history. The Redskins' offense led the NFL



**SEAN McVAY**  
OFFENSIVE COORDINATOR

**8TH NFL SEASON**  
**7TH WITH REDSKINS**

2004-07	Wide Receiver	Miami University
2008	Coaching Assistant	Tampa Bay Buccaneers
2009	Tight Ends Coach	Florida Tuskers (UFL)
2010	Offensive Assistant	Washington Redskins
2011-13	Tight Ends Coach	Washington Redskins
2014-Pres.	Offensive Coordinator	Washington Redskins

Sean McVay enters his third season as the Redskins' of-

# STAFF BIOS

with nine completions of at least 50 yards, including one in four consecutive games for the first time since 1987.

McVay joined the Redskins prior to the 2010 season after an undefeated regular season with the Florida Tuskers of the United Football League (UFL). The Tuskers finished a perfect 6-0 before losing in the UFL's inaugural championship game. McVay served as the Tuskers' tight ends coach in addition to working closely with the team's running backs. McVay originally entered the National Football League as an offensive assistant with the Tampa Bay Buccaneers in 2008.

During his time in Tampa Bay, McVay worked closely with wide receiver Antonio Bryant, who recorded career highs in receptions (83), receiving yards (1,248), and touchdowns (seven), en route to winning The Sporting News Comeback Player of the Year Award.

McVay graduated from Miami University (Ohio) where he played wide receiver from 2004-07, earning Miami's Scholar-Athlete Award in 2007. His grandfather, John, served in various roles - including vice president/director of football operations from 1983-94 - for the San Francisco 49ers from 1979-95, overseeing five Super Bowl championship squads and earning induction into the 49ers Hall of Fame in 2013.



**ROBB AKEY**  
DEFENSIVE LINE

**3RD NFL SEASON**  
**2ND WITH REDSKINS**

1984-87	TE/LB/DE	Weber State
1988	Asst. DL Coach	Weber State
1989-94	Special Teams/DL Coach	Weber State
1995	Special Teams/LB Coach	Northern Arizona
1996-98	Defensive Coordinator	Northern Arizona
1999-2002	Defensive Line Coach	Washington State
2003-06	Defensive Coordinator	Washington State
2007-12	Head Coach	Idaho
2014	Asst. DL Coach	Minnesota Vikings
2015-Pres.	Defensive Line Coach	Washington Redskins

Robb Akey enters his second season as the Redskins' defensive line coach in 2016 after initially being named to the position on February 2, 2015.

Akey oversaw a veteran unit in 2015 that returned 10th-year veteran Jason Hatcher and added strong, vocal presences in previous Super Bowl participants Terrance Knighton and Ricky Jean Francois. Akey's tutelage helped Chris Baker record career highs in games played (16), sacks (6.0), forced fumbles (three) and fumble recoveries (two). The unit was particularly stout when needed most, as the defense finished second in the NFL in opponents' percentage of conversions on third- and/or fourth-and-1 (50.0) in 2015.

Akey joined the Redskins in the 2015 offseason with 26 years of coaching experience, including serving as the assistant defensive line coach for the Minnesota Vikings in 2014. Akey assisted with a Vikings defensive line in 2014 that featured three new starters (defensive end Everson Griffen and defensive tackles Sharrif Floyd and Linal Joseph), helping Griffen post 12.0 sacks and rank second in the NFC and fourth in the NFL among defensive ends in that category. Under Akey's tutelage, Griffen was named NFC Defensive Player of the Month for October after posting an NFC-best six sacks in a four-game span.

Prior to entering the NFL with the Vikings, Akey was the Head Coach at the University of Idaho from 2007-12, leading the Vandals to their second bowl game in school history in 2009. That season, Akey led the second biggest turnaround in college football, improving the Vandals to 8-5 from 2-10

a year earlier. Akey's six-year stay at Idaho is tied for the third-longest tenure in Idaho history. In July 2009, Akey traveled overseas to show support for military installations in the Middle East with four other NCAA head football coaches.

Before his time at Idaho, Akey spent the previous eight seasons at Washington State, where he mentored the defensive line from 1999-2002 and served as Defensive Coordinator from 2003-06. While coaching the Cougars, Akey led defensive tackle Rien Long to 1st-Team All-America honors as well as the Outland Trophy, given annually to the nation's top interior lineman, in 2002. That season, Akey helped the Washington State defense set a school record for sacks with 55.

As the Cougars' defensive coordinator, Akey led one of the best defenses in school history. In 2003, Washington State led the nation in takeaways with 48 in addition to finishing fifth in pass efficiency defense and sixth in rush defense. While at Washington State, Akey helped the Cougars finish with three consecutive 10-win seasons and top-10 finishes from 2001-03, including winning the 2002 PAC-10 Championship and earning a trip to the 2003 Rose Bowl.

Akey spent four seasons (1995-98) at Northern Arizona, starting as Special Teams Coordinator and Linebacker Coach before being promoted to Defensive Coordinator in 1996.

Akey received his first coaching job in 1988 at his alma mater, Weber State. He started as an assistant defensive line coach for one season before being promoted to defensive line coach. Akey coached at Weber State from 1988-94, spending time as the defensive line coach, special teams coordinator and recruiting coordinator. From 1984-87, Akey appeared at tight end, outside linebacker and defensive end during his four-year playing career at Weber State. Akey finished his career as the Wildcat leader in sacks and was named first-team All-Big Sky as a senior in 1987 in addition to receiving honorable mention All-American honors.

A native of Colorado Springs, Colo., Akey is a 1984 graduate of Wasson H.S. Akey and wife, Molly, have two sons, Jack and Daniel.



**BRADFORD BANTA**  
ASST. SPECIAL TEAMS

**20TH NFL SEASON**  
**3RD WITH REDSKINS**

1989-93	Tight End	Southern California
1994-99	Tight End/Long Snapper	Indianapolis Colts
2000	Tight End/Long Snapper	New York Jets
2001-03	Tight End/Long Snapper	Detroit Lions
2004	Tight End/Long Snapper	Buffalo Bills
2007	Tight Ends Coach	Tennessee-Chattanooga
2008-11	Asst. Special Teams Coach	Detroit Lions
2012-13	Asst. Linebackers Coach	Detroit Lions
2014-Pres.	Asst. Special Teams Coach	Washington Redskins

Bradford Banta was named the Redskins' assistant special teams coach on February 4, 2014. He is entering his third season with the team in 2016.

Along with Special Teams Coordinator Ben Kotwica and Special Projects/Assistant Special Teams Coach Bret Munsey, Banta contributed to the Redskins' special teams success in 2015 despite the unit having to use 60 different players (tied for seventh-most in the NFL) during its NFC East championship season. The unit posted a Top 5 ranking in kickoff coverage (20.1 yards allowed per return) and contrib-

# STAFF BIOS

uted three special teams touchdowns, including a team-record-tying two kickoff returns for touchdowns and a blocked punt recovery for a touchdown.

Prior to joining the Redskins, Banta spent six seasons with the Detroit Lions in various coaching capacities. From 2012-13, Banta served as the Lions' assistant linebackers coach. Under his guidance in 2012, the Lions linebacker corps of Stephen Tulloch, Justin Durant and DeAndre Levy led the Lions in total tackles, finishing with 112, 103 and 81, respectively. In 2013, he contributed to a breakout season for Levy, who led all NFL linebackers with six interceptions.

Banta served as the Lions' assistant special teams coach for four seasons from 2008-11. He helped John Wendling tie for first in the NFL in special teams tackles (51) across the 2010-12 seasons. Under Banta in 2011, kicker Jason Hanson finished with 126 points, the fourth-best single-season total in Lions history, and Hanson's five 50-yard field goals made him the first player in NFL history to kick 50 50-yard field goals in his career.

In 2010, the Lions' kick return unit was the third-most improved unit in the NFL in kickoff return average with 3.5 more yards per return than in 2009. Detroit also had the NFL's 10th-most significant improvement in punt return average in 2010 (8.8 avg. in 2009, 12.1 avg. in 2010). Detroit had the fourth-most improved kickoff coverage unit, allowing an average of 2.7 less yards per each kick return in 2010.

Before joining the Lions as a coach in 2008, Banta spent the 2007 season as a tight ends coach for the University of Tennessee-Chattanooga.

After being drafted by the Indianapolis Colts in the fourth round of the 1994 NFL Draft, Banta spent six seasons with the Colts and established himself as one of the league's best long snappers. He joined the New York Jets for the 2000 season before playing three seasons with the Detroit Lions from 2001-03. He finished his 11-year playing career with Buffalo in 2004.

Banta was a two-year starter at tight end at the University of Southern California (1989-93) as well as a four-time letter winner. He earned Honorable Mention All-Pac 10 Conference honors as a junior and senior and received his bachelor's degree in communications with a minor in sociology in 1993.

A native of Baton Rouge, La., Banta was a Parade All-American as a senior at University High School and helped them to the state championship (1988) while playing tight end and linebacker. He and his wife, Amy, have three children.



**MALCOLM BLACKEN**  
DIRECTOR OF PLAYER  
DEVELOPMENT

19TH NFL SEASON  
10TH WITH REDSKINS

Malcolm Blacken enters his fourth season as the Director of Player Development in 2016 after being named to the position by the Redskins on March 13, 2013.

Blacken's hiring served to start his third stint with Washington after having previously served as a strength and conditioning coach for the Redskins on two occasions (1996-2000 and 2010). In his last season in Washington in 2010, Blacken was responsible for assisting with all aspects of the Redskins' strength and conditioning program.

From 2011-12, Blacken served as Director of Speed, Strength & Conditioning for the University of Colorado. He worked directly with the football program on a day-to-day basis while overseeing the speed, strength and conditioning needs of all 16 of Colorado's varsity programs.

In between his first two stops in Washington, Blacken spent nine years as the Detroit Lions' strength and conditioning coach from 2001-09. Blacken was an assistant strength coach for the University of Virginia's football program in 1995 and worked with all other sports in the Cavaliers' athletic department as well. For three years (1992-94), Blacken served as the head strength and conditioning coach for George Mason University, where he oversaw the program for all of the university's varsity sports.

Blacken began his coaching career at the University of South Carolina in 1990-91 as the football program's assistant strength and conditioning coach.

Blacken graduated from Virginia Tech in 1989 with bachelor's degrees in art and physical education. He was a Hokies running back from 1984-88 and was a four-time letter winner. While at Virginia Tech, Blacken was a two-time winner of the Super Iron Hokie Award (1987-88), which is given yearly to the football program's strongest player at each position.

Off the field, Blacken is an accomplished artist whose paintings have been displayed across the country. Recently he participated in the 2015 NFLPA Smocks and Jocks art auction in San Francisco for Super Bowl 50, with proceeds donated to the retired players fund.. More about Blacken's art can be accessed by visiting [ArtByMalcolm.com](http://ArtByMalcolm.com).

Blacken currently resides in Ashburn, Va., with his wife, Marcy, and two children, Maya and Bo.



**BILL CALLAHAN**  
OFFENSIVE LINE

18TH NFL SEASON  
2ND WITH REDSKINS

1975-77	Quarterback	Benedictine (Ill.)
1978	Assistant Coach	Oak Lawn H.S. (Ill.)
1979	Assistant Coach	De La Salle H.S. (Ill.)
1980-81	Associate Coach	Illinois
1982-83	Special Teams/TE Coach	Illinois
1984-85	Offensive Line Coach	Illinois
1986	Quarterbacks Coach	Illinois
1987-88	Offensive Line Coach	Northern Arizona
1989	Offensive Coordinator	Southern Illinois
1990-94	Offensive Line Coach	Wisconsin
1995-97	Offensive Line Coach	Philadelphia Eagles
1998	Off. Coordinator/TE Coach	Oakland Raiders
1999-2001	Off. Coordinator/DL Coach	Oakland Raiders
2002-03	Head Coach	Oakland Raiders
2004-07	Head Coach	Nebraska
2008-11	Asst. Head Coach/DL Coach	New York Jets
2012-14	Off. Coordinator/DL Coach	Dallas Cowboys
2015-Pres.	Offensive Line Coach	Washington Redskins

Bill Callahan enters his second season as the Redskins' offensive line coach in 2016 after initially being named to the position on January 15, 2015.

Callahan is entering his 18th NFL season in 2015 as part of a career that includes head coaching stints at both the pro and collegiate levels as well as the 2002 AFC Championship with the Oakland Raiders. Entering 2016, Callahan has been a member of an offensive staff that has finished in the Top 5 in the NFL in rushing or passing 10 times, including a No. 1 overall finish in rushing twice (2000, 2009) and passing once (2002). Callahan has had 11 offensive linemen combine for 23 Pro Bowl selections during his career.

In his first year in Washington in 2015, Callahan was frequently credited for the largest year-over-year decline in sacks allowed in team history. A year after allowing 58 sacks in 2014, in Callahan's debut campaign the Redskins held opponents to 27 sacks in 2015. The 31-sack turnaround was

# STAFF BIOS

the largest in team history since the NFL began recognizing sacks as an official statistic in 1982, surpassing the 30-sack decrease between the 1998-99 seasons. The performance of the line as a unit helped garner individual honors for Pro Bowl tackle Trent Williams and PFWA All-Rookie guard Brandon Scherff.

Prior to joining the Redskins, Callahan served as offensive coordinator/offensive line coach for the Dallas Cowboys from 2012-14 and helped guide the franchise to its first NFC East title since 2009 in his final season. In 2014, the Cowboys finished second in the NFL in rushing (1471) with running back DeMarco Murray leading the league in rushing and setting a Dallas franchise record with 1,845 yards. Callahan had two offensive linemen named to The Associated Press' 2014 All-Pro team (tackle Tyron Smith and guard Zack Martin) and had another (center Travis Frederick) selected with Smith and Martin to the Pro Bowl.

Callahan served as assistant head coach/offensive line coach of the New York Jets from 2008-11. During his four-year tenure with the Jets, the offense ranked second in the NFL in rushing yards per game (137.9) across those four seasons and appeared in two consecutive AFC Championship games (2009-10). In his four seasons, Callahan coached three offensive linemen to nine Pro Bowl appearances (Nick Mangold, 4; D'Brickshaw Ferguson, 3; and Alan Faneca, 2) and helped Mangold earn AP All-Pro honors in the 2009-10 seasons.

Prior to his time in New York, Callahan served as head coach at the University of Nebraska from 2004-07, leading the Cornhuskers to a Big 12 Conference Championship Game appearance in 2006 and two bowl invitations in his four seasons.

Callahan spent six seasons with the Oakland Raiders from 1998-2003, serving as offensive coordinator for four years before becoming the 13th head coach in Raiders history from 2001-02. In 2002, Oakland's offense set a team record for total offense with an NFL-best 6,237 yards and led the NFL in passing yards (4,689) en route to an appearance in Super Bowl XXXVII. He became the fourth rookie head coach in NFL history to earn a Super Bowl berth.

Before joining the Raiders, Callahan coached the offensive line for the Philadelphia Eagles from 1995-97. His unit helped the Eagles rank second in the NFC in passing, fifth in rushing and third in total offense in 1997. Prior to joining the Eagles, Callahan accrued 15 seasons of coaching experience in various capacities at Illinois (1980-86), Northern Arizona (1987-88), Southern Illinois (1989) and Wisconsin (1990-94).

Callahan started at quarterback for three seasons (1975-77) at Illinois Benedictine (lisle, Ill.) where he earned honorable-mention All-America honors in 1976 and 1977 and graduated with a bachelor's degree in physical education in 1978. In 2004, he was inducted into the Benedictine University Athletics Hall of Fame.

Callahan was born in Chicago, where he attended Mendel Catholic H.S. He and his wife, Valerie, have four children: daughters Cathryn and Jaclyn, and sons Brian and Daniel. His son, Brian, now serves as the quarterbacks coach for the Detroit Lions.



**KEVIN CARBERRY**  
ASST. OFFENSIVE LINE

**3RD NFL SEASON**  
**1ST WITH REDSKINS**

2001-04	Defensive End	Ohio University
2005	Defensive End	Detroit Lions (P. Squad)
2006	Defensive Lineman	Berlin Thunder (NFL Europe)
	Varsity Assistant	St. Rita H.S. (Ill.)
2007-08	Defensive Lineman	NY Dragons/PHI Soul (AFL)
	Def. Coord./DL/LB Coach	St. Ignatius College Prep (Ill.)
2009-11	Defensive Graduate Asst.	Kansas
2012-13	Defensive Ends Coach	Stephen F. Austin
2014-15	Offensive Assistant	Dallas Cowboys
2016-Pres.	Asst. Offensive Line Coach	Washington Redskins

Kevin Carberry is entering his third NFL season and his first with the Redskins after being named the team's assistant offensive line coach on February 17, 2016.

Prior to joining the Redskins, Carberry spent the 2014-15 seasons as an offensive assistant for the Dallas Cowboys. During his time in Dallas, he coordinated the daily practice schedule and scripts, assisted with the weekly run game installation and assisted the offensive staff with video analysis of opponent breakdowns and self-scouting. During practices, he coached the offensive scout teams and assisted with the offensive line in 2014 and tight ends in 2015.

Carberry spent the first five seasons of his coaching career at the collegiate level, serving as a defensive graduate assistant at the University of Kansas from 2009-11 and coaching defensive ends at Stephen F. Austin from 2012-13. He helped the defense lead the Southland Conference with 31.0 sacks in his first season in 2012. At Kansas, he worked with the defensive line and outside linebackers, helping the defense place 26th nationally in sacks per game in 2009.

Prior to entering the coaching ranks, Carberry attended training camps of the Cleveland Browns (2005) and Carolina Panthers (2006) and spent the 2005 season on the practice squad of the Detroit Lions. He also played for the Berlin Thunder of NFL Europe in the spring of 2006. From 2007-08, he played in the Arena Football League for the New York Dragons and Philadelphia Soul and was a member of the Soul's 2008 Arena Bowl Championship squad.

Carberry also coached during his playing career, serving as the defensive coordinator/defensive line and inside linebackers coach at St. Ignatius College Prep in Chicago, Ill., during his AFL years in 2007-08. In 2006, he was a varsity assistant for Illinois 7A State Champion St. Rita H.S., his alma mater.

Carberry, a four-year letterman at Ohio University, earned All-MAC honors as senior team captain. He graduated from Ohio in 2005 with a bachelor's degree in marketing and earned his Master's in sports administration in 2010 from Kansas.

Carberry is married to his wife, Emily.



# STAFF BIOS



**MATT CAVANAUGH**  
QUARTERBACKS

**33RD NFL SEASON**  
**2ND WITH REDSKINS**

1974-77	Quarterback	Pittsburgh
1978-82	Quarterback	New England Patriots
1983-85	Quarterback	San Francisco 49ers
1986-89	Quarterback	Philadelphia Eagles
1990-91	Quarterback	New York Giants
1993	Tight Ends Coach	Pittsburgh
1994-95	Quarterbacks Coach	Phoenix Cardinals
1996	Quarterbacks Coach	San Francisco 49ers
1997-98	Offensive Coordinator	Chicago Bears
1999-2004	Offensive Coordinator	Baltimore Ravens
2005-08	Off. Coordinator/QB Coach	Pittsburgh
2009-12	Quarterbacks Coach	New York Jets
2013-14	Quarterbacks Coach	Chicago Bears
2015-Pres.	Quarterbacks Coach	Washington Redskins

Matt Cavanaugh enters his second season as the Redskins' quarterbacks coach in 2016 after initially being named to the position on January 28, 2015.

Cavanaugh joined the Redskins in 2015 with 22 seasons of previous coaching experience across the professional and collegiate levels. His NFL background also includes 14 combined seasons as a quarterback for the New England Patriots, San Francisco 49ers, Philadelphia Eagles and New York Giants from 1978-91.

Cavanaugh made an immediate impact in his first season in Washington in 2015, helping guide quarterback Kirk Cousins to single-season team records in attempts [543], completions [379], passing yards [4,166] and 300-yard passing games [seven] despite not being named the starter until midway through the preseason. Cavanaugh's coaching helped Cousins post an interception percentage of 2.0, the second-lowest by a Redskins quarterback with at least 400 attempts in a season all-time. After the season, quarterback Colt McCoy called Cavanaugh the team's "MVP" for his work with Cousins in 2015.

Prior to joining the Redskins, Cavanaugh served as quarterbacks coach of the Chicago Bears from 2013-14. In 2013, under Cavanaugh's tutelage, the Bears' quarterbacks re-wrote the franchise single-season record books setting team records in passer rating [96.9], passing yards [4,450], passing touchdowns [32] and completion percentage [64.4]. It was his second stint in Chicago after having served as the team's offensive coordinator from 1997-98.

Cavanaugh spent four seasons working with quarterbacks for the New York Jets from 2009-12. During those four seasons, the Jets made two AFC Championship game appearances.

Cavanaugh joined the Jets after four seasons as the offensive coordinator and quarterbacks coach at his alma mater, the University of Pittsburgh, from 2005-08. It was his second stint at Pitt after making his coaching debut in 1993 working with the Panthers' tight ends. As offensive coordinator, Cavanaugh helped tutor future NFL running backs LeSean McCoy and LaRod Stephens-Howling.

Cavanaugh served as the Baltimore Ravens' offensive coordinator from 1999-2004, a tenure that included the franchise's 34-7 Super Bowl XXXV victory in 2000. During that season, the Ravens ground game churned out a franchise-record 2,199 yards, fifth most in the NFL.

Prior to his first tenure in Chicago from 1997-98, Cavanaugh served as quarterbacks coach for the San Francisco 49ers in 1996, helping Steve Young lead the NFL in passer

rating [97.2] and completion percentage [67.7]. He got his first taste of NFL coaching in 1994, working as the quarterbacks coach of the Arizona Cardinals, a position he held for two years.

Cavanaugh won two Super Bowl titles as a backup quarterback with the New York Giants (Super Bowl XXV) and the 49ers (Super Bowl XIX). He was a second-round selection (50th overall) of the Patriots in 1978 NFL Draft, spending five seasons with New England (1978-82) before stints with the 49ers (1983-85), Eagles (1986-89) and Giants (1990-91). He appeared in 112 career contests with 19 starts, completing 305-of-579 passes for 4,332 yards and 28 touchdowns.

As a collegiate quarterback, Cavanaugh guided Pitt to the 1976 National Championship and was named the Sugar Bowl MVP after a 27-3 victory over Georgia. He earned All-American honors as a senior in 1977. Cavanaugh earned his bachelor's degree from Pitt in administration of justice.

A native of Youngstown, Ohio, Cavanaugh attended Chaney H.S. He is married to his wife, Maria, and has three children: Amy, Andrew and Mollie.



**MIKE CLARK**  
HEAD STRENGTH &  
CONDITIONING

**13TH NFL SEASON**  
**2ND WITH REDSKINS**

1977-78	Graduate Assistant	Kansas
1979-80	Def. Coordinator/LB Coach	Topeka [Kan.] H.S.
1981	Strength & Conditioning Coach	Wyoming
1982	Strength & Conditioning Coach	Kansas
1983-87	Strength & Conditioning Coach	Oregon
1988-89	Strength & Conditioning Coach	Southern California
1990-2003	Strength & Conditioning Coach	Texas A&M
2004-09	Strength & Conditioning Coach	Seattle Seahawks
2010-12	Strength & Conditioning Coach	Kansas City Chiefs
2013-14	Strength & Conditioning Coord.	Chicago Bears
2015-Pres.	Head Strength & Conditioning	Washington Redskins

Mike Clark enters his second season as the Redskins' head strength and conditioning coach in 2016 after initially being named to the position on January 27, 2015.

Prior to joining the Redskins in 2015, Clark served as Strength and Conditioning Coordinator for the Chicago Bears from 2013-14. Before his tenure in Chicago, he spent three seasons (2010-12) as the strength and conditioning coach for the Kansas City Chiefs from 2010-12 after serving in the same capacity for six years with the Seattle Seahawks from 2004-09. He was named the NFL Strength and Conditioning Coach of the Year by American Football Monthly in 2005 and was a part of the Seahawks staff that advanced to Super Bowl XL under Head Coach Mike Holmgren.

Prior to joining the NFL ranks, Clark was inducted into the USA Strength and Conditioning Coaches Hall of Fame in 2003 after 25 years working at the collegiate level.

Clark served as the strength and conditioning coach for 14 seasons at Texas A&M [1990-2003], adding the duties of assistant athletic director in 2000. During his time with the Aggies, he was named the Strength Coach of the Year in 1993 and 2000 by the Collegiate Strength and Conditioning Coaches Association. Clark also served as president of the Collegiate Strength and Conditioning Coaches Association in 2000.

Before his time at Texas A&M, Clark served as the strength and conditioning coach at USC (1988-89), Oregon (1983-87), Kansas (1982) and Wyoming (1981).

The native of Wichita, Kan., was the defensive coordinator and linebackers coach at Topeka [Kan.] H.S. from 1979-80.

# STAFF BIOS

He originally entered the coaching ranks as a graduate assistant with Kansas (1977-78).

Clark played high school football at Oak Park H.S. in Kansas City and continued as a center at Ottawa [Kan.] University. He and his wife, Kris, have three children, Matthew, J.J. and Alicia.



## CHAD ENGLEHART ASST. STRENGTH & CONDITIONING

**7TH NFL SEASON  
7TH WITH REDSKINS**

2006	Head Strength & Conditioning	Univ. of New Orleans
2007	Head Strength & Conditioning	HS2 Ath. Performance (La.)
2008	Strength & Conditioning Dir.	Xcel Sports Performance (La.)
2009	Head Strength & Conditioning	Florida Tuskers (UFL)
2010-Pres.	Asst. Strength & Conditioning	Washington Redskins

Chad Englehart is entering his seventh season with the Redskins as the team's assistant strength and conditioning coach after being hired to the position on February 26, 2010.

Prior to joining the Redskins, Englehart served as the head strength and conditioning coach with the Florida Tuskers of the United Football League in 2009. During that time, he worked with Redskins Head Coach Jay Gruden, who served as the Tuskers' offensive coordinator that season. The Tuskers finished with a perfect 6-0 regular season record before losing in the UFL's inaugural championship game.

In 2008, Englehart served as director of strength and conditioning at Xcel Sports Performance in Louisiana. Before that, he was head strength and conditioning coach in 2007 at HS2 Athletic Performance in Mandeville, La., and at the University of New Orleans in 2006.

Englehart holds a Master's degree in human movement with a concentration in corrective exercise from A.T. Still University. He also holds a bachelor's degree in kinesiology with a concentration in exercise science from Southeastern Louisiana University. He is a certified strength and conditioning specialist with the National Strength and Condition Association and is a Performance Enhancement Specialist and Corrective Exercise Specialist with the National Academy of Sports Medicine (NASM). Englehart also holds certifications with USA Weightlifting and USA Track and Field, Functional Movement Screen and TRX Suspension Training certifications as well as a Fitness Nutrition Specialist certification from the NASM and a 3DMAPS (3D Movement Analysis and Performance System) certification from Gray Institute.

Englehart and his wife, Lyndsey, have two daughters, Blair and Elise.



## PERRY FEWELL DEFENSIVE BACKS

**19TH NFL SEASON  
2ND WITH REDSKINS**

1980-83	Defensive Back	Lenoir-Rhyne
1985-86	Graduate Assistant	North Carolina
1987	Defensive Backs Coach	U.S. Military Academy
1988-91	Wide Receivers Coach	Kent State
1992-94	Defensive Line Coach	U.S. Military Academy
1995-97	Secondary Coach	Vanderbilt
1998-2002	Defensive Backs Coach	Jacksonville Jaguars
2003-04	Secondary Coach	St. Louis Rams
2005	Defensive Backs Coach	Chicago Bears
2006-09*	Defensive Coordinator	Buffalo Bills
2010-14	Defensive Coordinator	New York Giants
2015-Pres.	Defensive Backs Coach	Washington Redskins

*\*Served as Interim Head Coach for final seven games of 2009*

Perry Fewell enters his second season as the Redskins' defensive backs coach after initially being named to the position on January 27, 2015.

In his first season in Washington in 2015, Fewell skillfully guided a constantly changing unit that was besieged by injuries for most of the season. Fewell lost presumptive starting cornerbacks Chris Culliver and DeAngelo Hall for long stretches of the season but coached second-year corner Bashaud Breeland and midseason signing Will Blackmon to career years. He fostered the development of rookie Quinton Dunbar, a college free agent wide receiver who moved to cornerback out of a team necessity in training camp. He also developed rookie sixth-round pick Kysheo Jarrett into a dual contributor at safety and nickelback and facilitated Hall's transition from corner to safety once he returned from injury late in the season.

Prior to joining the Redskins, Fewell spent the previous five seasons as defensive coordinator of the New York Giants, a stint that included a 21-17 victory over the New England Patriots in Super Bowl XLVI. In Fewell's five seasons in New York from 2010-14, his unit amassed 160 takeaways, second-most in the NFC and third-most in the NFL.

During the team's Super Bowl campaign in 2011, the Giants were fourth in the NFL in both takeaways (35) and turnover differential (plus-14). In four postseason victories that year, the Giants allowed an average of 14.0 points per game, joining the 2000 Baltimore Ravens as the only team since the turn of the century to allow 14 or fewer points per game in a postseason run requiring all four rounds.

Prior to joining the Giants, Fewell spent four seasons as the Buffalo Bills' defensive coordinator from 2006-09. He was the team's interim head coach for the final seven games of the 2009 season, earning three wins. In 2009, his guidance helped rookie safety Jairus Byrd tie for the NFL lead with nine interceptions in only 14 games and helped Byrd become the first Bills rookie to be selected to the Pro Bowl since Greg Bell in 1984.

Fewell coached defensive backs for the Chicago Bears in 2005 when the Bears led the NFC with 24 interceptions and cornerback Nathan Vasher and safety Mike Brown were both selected to the Pro Bowl. Fewell had previously served as secondary coach of the St. Louis Rams from 2003-04.

Fewell entered the NFL as the defensive backs coach for the Jacksonville Jaguars in 1998, a position he held through the 2002 season. Jacksonville's pass defense ranked third in the NFL during a 14-2 season in 1999.

Prior to entering the NFL, Fewell spent 13 years coach-

# STAFF BIOS

ing at the collegiate level. He began his coaching career as a graduate assistant at the University of North Carolina from 1985-86. He was the defensive backs coach at Army in 1987, and the following year, he began a four-year stint as the wide receivers coach at Kent State. In 1992, he returned to West Point, where he spent three seasons as the defensive line coach. Fewell's final college job was at Vanderbilt where he coached the secondary from 1995-97 and was also assistant head coach in his final season there.

Fewell lettered as a defensive back at Lenoir-Rhyne (N.C.) from 1980-83 and was part of the university's Hall of Fame class in 2011. A native of Gastonia, N.C., he was on the football and track teams at South Point H.S. in Belmont, N.C., and was inducted into the Belmont Sports Hall of Fame in 2001. He also earned induction into the Gaston County, N.C. Hall of Fame in June 2012.

Fewell and his wife, Kathleen, have two sons.



**IKE HILLIARD**  
WIDE RECEIVERS

**18TH NFL SEASON**  
**4TH WITH REDSKINS**

1994-96	Wide Receiver	Florida
1997-2004	Wide Receiver	New York Giants
2005-08	Wide Receiver	Tampa Bay Buccaneers
2009	Volunteer Coach	Florida Tuskers (UFL)
2010	Wide Receivers Coach	Florida Tuskers (UFL)
2011	Asst. Wide Receivers Coach	Miami Dolphins
2012	Wide Receivers Coach	Washington Redskins
2013	Wide Receivers Coach	Buffalo Bills
2014-Pres.	Wide Receivers Coach	Washington Redskins



**CHAD GRIMM**  
DEFENSIVE QUALITY CONTROL

**8TH NFL SEASON**  
**2ND WITH REDSKINS**

2003-06	Linebacker	Virginia Tech
2009-12	Offensive Quality Control	Arizona Cardinals
2013-14	Defensive Quality Control	San Diego Chargers
2015-Pres.	Defensive Quality Control	Washington Redskins

Chad Grimm enters his second season as a defensive quality control coach for the Redskins in 2016 after initially being named to the position on January 29, 2015.

Prior to joining the Redskins, Grimm spent two years in the same capacity with the San Diego Chargers. Grimm spent his first four NFL seasons with the Arizona Cardinals after entering the league in 2009 as an offensive quality control coach.

Grimm comes from a football pedigree. He is the son of Russ Grimm, a Pro Football Hall of Famer and three-time Super Bowl champion who stands as one of the most decorated players in Redskins history. Russ – a founding member of the franchise's famed "Hogs" – played 11 seasons in Washington from 1981-91 and served in various assistant roles for the team from 1992-2000. His brother, Cody, played at Virginia Tech, was a seventh-round draft pick by Tampa Bay in 2010 and played safety for the Buccaneers from 2010-12.

Grimm played collegiately as a linebacker and special teamer at Virginia Tech from 2003-06. The Fairfax native played both football and lacrosse at Oakton H.S. in Vienna, Va., helping the school reach the state finals in both sports for the first time in school history.

Ike Hilliard returned for his second stint as the Redskins' wide receivers coach on January 20, 2014.

During the Redskins' NFC East championship season in 2015, Hilliard coached a group that prominently featured two prolific veterans (Pierre Garçon and DeSean Jackson) and two young players in their first or second NFL seasons (Jamison Crowder and Ryan Grant, respectively). Garçon posted 72 receptions, the second-highest total of his career, while Jackson recorded 528 receiving yards and four touchdowns despite being limited by injury to nine games. Hilliard's guidance also helped Crowder to a Redskins-rookie-record 59 receptions in 2015.

In his return to Washington in 2014, Hilliard oversaw the incorporation of Jackson into the team's offense after joining the team as a free agent. Jackson led the Redskins with 1,169 receiving yards on 56 receptions, becoming the fifth member of the Redskins to post 1,000 receiving yards in his first season in Washington (Bobby Mitchell in 1962, Henry Ellard in 1994, Laveranues Coles in 2003 and Santana Moss in 2005). Jackson averaged an NFL-best 20.9 yards per reception and was the first member of the Redskins to finish a season as the NFL leader in yards per reception since Henry Ellard (19.5 in 1996).

Hilliard served as wide receivers coach for the Buffalo Bills in 2013, helping mold a young group that included rookie second-round pick Robert Woods (40 receptions for 587 yards with three touchdowns) and rookie third-round pick Marquise Goodwin (17 receptions for 283 yards with three touchdowns).

In his first stint with the Redskins in 2012, Hilliard guided the team's receivers to the franchise's first division title since 1999. He incorporated free agents Pierre Garçon and Joshua Morgan into the offense, helping Garçon lead the team in receiving yards (633 in only 10 games) and helping Morgan lead the Redskins in receptions (48). Hilliard also oversaw the resurgence of veteran slot receiver Santana Moss, who caught 41 passes for 573 yards and eight touchdowns, his most since recording nine receiving touchdowns in his first season in Washington in 2005. The group's toughness on the perimeter also helped the offense rush for a league-best 2,709 yards, a franchise record.

In 2011, Hilliard served as the assistant wide receivers coach for the Miami Dolphins. He helped in the development of wide receiver Brandon Marshall, who was selected for his third Pro Bowl and first as a member of the Dolphins. Additionally, Marshall finished third in the AFC in receiving yards with 1,214 and recorded his fifth-consecutive 1,000-plus yard season.

Prior to joining the Dolphins, Hilliard spent two seasons coaching for the Florida Tuskers of the United Football League. Hilliard worked as a volunteer coach with the Tus-

# STAFF BIOS

ers in 2009 and was elevated to the position of Receivers Coach for 2010 under current Redskins Head Coach Jay Gruden.

As a player, Hilliard was a first-round selection in the 1997 NFL Draft (No. 7 overall). He played 12 seasons, eight with the New York Giants (1997-2004) and four with the Tampa Bay Buccaneers (2005-08). In 161 career games (106 starts), Hilliard caught 546 passes for 6,397 yards and 35 touchdowns.

Hilliard played collegiately at the University of Florida from 1994-96, catching 126 passes for 2,214 yards and 26 touchdowns. He earned first-team All-SEC and All-American honors as a junior and, in the final game of the season, finished with seven catches for 150 yards and three touchdowns in leading the Gators to a 52-20 Sugar Bowl win to secure the school's first national championship.

Hilliard is a native of Patterson, La.



## RANDY JORDAN RUNNING BACKS

13TH NFL SEASON  
3RD WITH REDSKINS

1989-92	Running Back	North Carolina
1993	Running Back	Los Angeles Raiders
1995-97	Running Back	Jacksonville Jaguars
1998-2002	Running Back	Oakland Raiders
2003	Special Teams Assistant	Oakland Raiders
2004-07	Running Backs Coach	Nebraska
2008-11	Running Backs Coach	Texas A&M
2012-13	Running Backs Coach	North Carolina
2014-Pres.	Running Backs Coach	Washington Redskins

Randy Jordan enters his third season as the Redskins' running back coach in 2016 after initially being named to the position on January 26, 2014.

Jordan is a veteran of nine NFL seasons as a player from 1993-2002, appearing in 122 career games with the Raiders and Jaguars. He was the recipient of the NFL Unsung Hero Award and the Ed Block Courage Award in 2001 and served as special teams captain for the Raiders' AFC Championship team in 2002.

In 2015, Jordan oversaw a rotating stable of backs that included workhorse Alfred Morris (202 carries for 751 yards with one touchdown), third-round pick Matt Jones (144 carries for 490 yards with three touchdowns) and third-round back Chris Thompson (gained 6.2 yards per carry on 35 attempts). The group also contributed heavily in pass protection, helping the Redskins decrease their sack total from 58 in 2014 to 27 in 2015.

In his first season in Washington in 2014, Jordan helped Morris earn his second consecutive Pro Bowl berth, making Morris the first Redskins running back selected to consecutive Pro Bowls since Stephen Davis in 1999-2000. Morris joined Davis as the only backs in team history to record three consecutive 1,000-yard rushing seasons. Jordan's work was also evident in the play of fullback Darrel Young, who matched his career highs in rushing touchdowns (three) and receiving touchdowns (two) en route to a career-high five total touchdowns in 2014.

Before joining the Redskins, Jordan spent two years as the running backs coach at the University of North Carolina. In his first season with UNC in 2012, Jordan's Tar Heels averaged 193.8 rushing yards per game, third-most in the Atlantic Coast Conference and the program's highest average since 1994. That season, he tutored tailback Giovani Bernard

– who played for current Redskins Head Coach Jay Gruden in Cincinnati in 2013 – to one of the best seasons in UNC history, helping Bernard average 122.8 rushing yards per game, most in the ACC and 11th in the nation.

Jordan was part of an offensive staff that helped Carolina set more than 35 school records, including total points, points per game and total offense.

Jordan coached running backs at Texas A&M for four seasons from 2008-11. In 2011, the Aggies averaged 199.1 rushing yards per game, fourth-most in the Big 12 Conference, and had two different backs – Cyrus Gray and Christine Michael – finish among the top five in the conference in rushing yards per game. Under Jordan's tutelage, Gray was a three-time All-Big 12 performer and exited ranked third in conference history in all-purpose yards.

Jordan left for AggieLand from the University of Nebraska where he served as the running backs coach for the Cornhuskers from 2004-07. Jordan helped shape the I-back position, coaching two 1,000-yard rushers in Cody Ross in 2004 and Marlon Lucky in 2007. He oversaw a committee of backs in 2006 that produced nearly 2,400 rushing yards and 26 rushing touchdowns, as an improved effort on the ground helped NU move from 107th in 2005 to 23rd nationally in rushing offense in 2006.

Jordan began his coaching career with the Oakland Raiders as a special teams assistant midway through the 2003 season. He played nine years in the NFL as a running back, playing in 122 career games from 1993 through 2002. He began his career with the Los Angeles Raiders before joining the expansion Jacksonville Jaguars in 1995 and playing three seasons. Jordan holds the distinction of scoring the very first touchdown for the Jacksonville club, a 71-yard reception against Cincinnati in 1995.

After the 1997 season, Jordan rejoined the Raiders' organization where he played five more seasons. In 1998, Jordan rushed for 159 yards for the Raiders. He had a career-high 213 yards rushing and three touchdowns in helping the Raiders reach the AFC Championship Game in 2000. He also caught 27 passes for 299 yards and a touchdown that same season.

Jordan finished his career with 574 yards rushing and seven touchdowns, while making 58 catches for 596 yards and two touchdowns. Jordan was also a standout special teams player. He finished his career with 801 yards on 38 career kick returns, including a season best of 553 yards on 26 returns for Jacksonville in 1996. He also recorded 64 career tackles on special teams.

Jordan played for the University of North Carolina under coach Mack Brown from 1989-92. He earned three letters for the Tar Heels rushing for 1,134 yards and nine touchdowns in his career, including 618 yards and seven touchdowns in 1991.

Jordan earned his bachelor's degree in speech communication from North Carolina in 1993. He was born in Manson, N.C. Jordan and his wife, Romonda, have a daughter, Raven, and two sons, Jalen and Justin.



## PAUL KELLY DIRECTOR OF FOOTBALL OPERATIONS

18TH NFL SEASON  
7TH WITH REDSKINS

Paul Kelly enters his 18th NFL season and his seventh as the Redskins' Director of Football Operations in 2016. Kelly, who was named to the post on February 16, 2010, works directly with Head Coach Jay Gruden and is responsible for

# STAFF BIOS

coordinating the team's daily operations, including all travel and accommodations for home and away games, managing all football department budgets, coordinating training camp logistics and managing the year-round football schedule.

Additionally, Kelly serves as the coaching staff's liaison on all matters relating to the athletic training, equipment, video and the public relations departments, serving as the point of communication in administering every Redskins practice and team function, including all mini-camps, OTA days and training camp.

Kelly previously spent five seasons with the Tampa Bay Buccaneers (2004-08) and six seasons with the Oakland Raiders (1998-2003). He spent the 2009 season assisting the broadcast team of ESPN's Monday Night Football.

In his five seasons with the Buccaneers, Kelly worked directly with Head Coach Jon Gruden in organizing football operations for the club and directed many of the day-to-day operations of the team. During Kelly's five seasons as a member of the Buccaneers' staff, the Buccaneers captured NFC South titles in 2005 and 2007.

Kelly spent six seasons (1998-2003) as an assistant on the Oakland Raiders coaching staff, which included three consecutive Division Championships (2000, 2001 & 2002). In 2002, he helped Head Coach Bill Callahan guide Oakland to its first Super Bowl appearance in 19 years as the Raiders represented the AFC in Super Bowl XXXVII.

Kelly graduated with a bachelor's degree in business administration with an emphasis in new ventures and small business management from California State University Hayward in 1990. Prior to joining the Raiders, he owned and managed his own San Francisco Bay Area-based businesses.

Kelly and his wife, Catherine, have three children. His oldest, Colin, is a student at William & Mary. His daughter, Lauren, is a student and women's soccer player at the University of Florida. His son, Hunter, is a high school student and is a batboy for the Washington Nationals.



## GREG MANUSKY OUTSIDE LINEBACKERS

28TH NFL SEASON  
5TH WITH REDSKINS

1984-87	Linebacker	Colgate
1988-90	Linebacker	Washington Redskins
1991-93	Linebacker	Minnesota Vikings
1994-99	Linebacker	Kansas City Chiefs
2000	Training Camp Coach	Tampa Bay Buccaneers
2001	Linebackers Coach	Washington Redskins
2002-06	Linebackers Coach	San Diego Chargers
2007-10	Defensive Coordinator	San Francisco 49ers
2011	Defensive Coordinator	San Diego Chargers
2012-15	Defensive Coordinator	Indianapolis Colts
2016-Pres.	Outside Linebackers Coach	Washington Redskins

Greg Manusky returns to the Redskins in 2016 for his fifth season with the organization including his second as a coach after being hired as the team's outside linebackers coach on January 22, 2016.

Manusky returned to the Redskins with 27 previous combined seasons of NFL experience, including 15 as a coach and 12 as a player. He entered the coaching ranks full-time with the Redskins in 2001 as the team's linebackers coach. During his 15 previous seasons as an NFL coach entering 2016, 11 different players earned a total of 17 Pro Bowl selections under his tutelage.

Prior to his second coaching stint in Washington, Manusky served nine seasons as a defensive coordinator with the Indianapolis Colts (2012-15), San Diego Chargers (2011) and San Francisco 49ers (2007-10). The Colts won at least eight games in all four of Manusky's seasons in Indianapolis, earning three postseason berths including an AFC Championship appearance in 2014. The Colts recorded 10 interception returns for touchdowns during Manusky's four-year tenure, tied for second-most in the AFC and tied for fifth-most in the NFL in that time frame.

In 2014, Manusky guided a defense that helped record the team's third straight 11-5 regular season record and second consecutive AFC South Division Championship. From Weeks 4 through 7, the Colts only allowed one third down conversion in four straight games, marking the longest such streak by an NFL team since 1970. Safety Mike Adams, cornerback Vontae Davis and inside linebacker D'Qwell Jackson comprised the three defensive players to earn their first career Pro Bowl selection during the year.

Manusky spent the 2011 campaign as the defensive coordinator of the San Diego Chargers. Under his direction, the defense allowed an average of 224.4 net passing yards per game, and safety Eric Weddle tied for the NFL lead with seven interceptions and earned a trip to the 2012 Pro Bowl. Prior to joining the Chargers, Manusky spent four seasons (2007-10) as defensive coordinator of the San Francisco 49ers. His 2009 unit did not allow a touchdown in five separate games while forcing an NFL-best 21 fumbles, allowing just 3.6 yards per rush and recording 44.0 sacks.

Manusky's first tenure with the Chargers lasted four seasons (2002-06), during which time he served as the linebackers coach. In the 2006 campaign, San Diego linebackers accounted for 42.5 of the team's 61.0 regular season sacks. That season, linebacker Shawne Merriman tied the Chargers' franchise record with 17.0 sacks, becoming the first Charger to lead the league in sacks.

Manusky started his coaching career in 2000, working as a volunteer linebackers and special teams coach with the Tampa Bay Buccaneers during training camp. He then joined the Redskins staff in 2001 as the team's linebackers coach, helping guide LaVar Arrington to his first career Pro Bowl selection.

Throughout his career, Manusky has coached an impressive list of Pro Bowl players, including D'Qwell Jackson, Vontae Davis, Mike Adams and Robert Mathis with the Colts; Eric Weddle, Shawne Merriman, Junior Seau and Donnie Edwards with the Chargers; Justin Smith and Patrick Willis with the 49ers and LaVar Arrington with the Redskins.

Manusky was a linebacker and special teams standout during his 12-year NFL playing career in Washington, Minnesota and Kansas City, recording a stretch in which he participated in 113 consecutive games. Manusky earned All-Madden Team honors in 1991 and retired from the NFL in 2000.

A native of Wyoming, Pa., Manusky attended Dallas (Pa.) H.S. before moving on to Colgate University, where he was a four-year letterman and an All-Colonial League selection. As a senior in 1987, Manusky was named the Colonial League's Defensive Player of the Year. He graduated with degrees in education and geology.

Manusky and his wife, Laurie, have two sons, Colton and Jake, and two daughters, Logan and Chandler.

# STAFF BIOS



**BRET MUNSEY**  
ASST. SPECIAL TEAMS/  
SPECIAL PROJECTS

**4TH NFL SEASON**  
**3RD WITH REDSKINS**

1991-95	Receiver/Defensive Back	Orlando Predators (AFL)
2000	Defensive Coordinator	Augusta Stallions (af2)
2001	Head Coach	Tenn. Valley Vipers (af2)
2002	Defensive Coordinator	Carolina Cobras (AFL)
2003-05	Personnel Dir./Secondary	Orlando Predators (AFL)
2006-08	Head Coach	Philadelphia Soul (AFL)
2009-10	Director of Personnel	Florida Tuskers (UFL)
2011-12	Director of Personnel	Virginia Destroyers (UFL)
2012	Head Coach	Orlando Predators (AFL)
2013	National Scout	Philadelphia Eagles
2014-Pres.	Asst. ST/Special Projects	Washington Redskins

Bret Munsey enters his third season overseeing special projects and serving as a special teams assistant in 2016 after initially joining the team during the 2014 offseason.

Along with Special Teams Coordinator Ben Kotwica and Assistant Special Teams Coach Bradford Banta, Munsey contributed to the Redskins' special teams success in 2015 despite the unit having to use 60 different players (tied for seventh-most in the NFL) during its NFC East championship season. The unit posted a Top 5 ranking in kickoff coverage (20.1 yards allowed per return) and contributed three special teams touchdowns, including a team-record-tying two kick-off returns for touchdowns and a blocked punt recovery for a touchdown.

Prior to joining the Redskins, Munsey served as a national scout for the Philadelphia Eagles during the 2013 season. He spent the 2012 season as the head coach of the Orlando Predators of the Arena Football League. Prior to his stint in Orlando, he served two seasons as the director of player personnel for the Florida Tuskers of the UFL (2009-10), working with current Redskins head coach Jay Gruden. In 2011, the team moved to Virginia Beach, and as Director of Personnel, Munsey helped guide the Virginia Destroyers to the 2011 UFL Championship.

From 2006-08, Munsey served as head coach of the AFL's Philadelphia Soul. Munsey finished with a 35-20 overall record, including a 16-3 record and Arena Bowl title in 2008. In his first season with the Soul, Munsey led the team to their first postseason appearance in franchise history, finishing with a 9-7 record.

From 2003-05, Munsey served as the secondary coach and director of player personnel for the Predators in his first stint in Orlando, working alongside Gruden, who was the team's head coach at the time. In 2002, Munsey was the head coach of the Tennessee Valley Vipers in the af2 league, where he was named the league's coach of the year. He spent one season with the Carolina Cobras of the AFL in 2001, after beginning his coaching career in 2000 as the defensive coordinator of the Augusta Stallions of af2.

A native of Winter Park, Fla., Munsey was a three-sport star at Winter Park H.S. He played collegiately at Concord University (W.Va.) and played professionally for the Predators from 1991-95.



**KIRK OLIVADOTTI**  
INSIDE LINEBACKERS

**14TH NFL SEASON**  
**14TH WITH REDSKINS**

1993-96	Wide Receiver	Purdue
1997	WR/TE Coach	Maine Maritime
1998-99	Assistant Coach	Indiana State
2000-03	Def. Quality Control/DB Asst.	Washington Redskins
2004-05	Def. Quality Control/ST Asst.	Washington Redskins
2006	Def. Line Assistant/ST Asst.	Washington Redskins
2007-09	Linebackers Coach	Washington Redskins
2010	Defensive Assistant	Washington Redskins
2011-13	Inside Linebackers Coach	Georgia
2014-Pres.	Inside Linebackers Coach	Washington Redskins

Kirk Olivadotti enters his 14th NFL season - all with the Redskins - in 2016 after returning for his second stint with the team on January 16, 2014.

Olivadotti returned to the Redskins - with whom he spent 11 NFL seasons in various capacities from 2000-10 - in 2014 after three years coaching inside linebackers at the University of Georgia from 2011-13. Olivadotti is one of 11 members of the Redskins' assistant coach honor roll, which recognizes coaches with at least 10 seasons of service as an assistant in Washington.

In 2015, Olivadotti successfully coached a unit that helped guide the Redskins to a 9-7 record and an NFC East championship despite featuring a rotating cast of players as the result of injuries. The Redskins began the year with Keenan Robinson and Perry Riley, Jr. patrolling the inside linebacker positions, with the duo recording an interception off of former Super Bowl MVPs Tom Brady and Eli Manning, respectively. Olivadotti groomed and developed former 2013 college free agent Will Compton into a reliable starter during the team's season-ending four-game winning streak and effectively integrated midseason acquisition Mason Foster into the spot opposite Compton.

In his first season back in Washington in 2014, Olivadotti's tutelage helped Robinson blossom in his first season as a starter. Despite missing three games, Robinson led the Redskins with 108 total tackles (according to STATS, LLC), including a 14-tackle performance in a win vs. Tennessee in which Robinson earned NFC Defensive Player of the Week honors.

At Georgia, Olivadotti coached a linebacker corps that produced NFL draft picks Jarvis Jones and Alec Ogletree. The Bulldogs averaged 10 wins a season in Olivadotti's three years, including ending the 2012 season with a 12-2 record and a No. 5 national ranking.

During Olivadotti's initial 11-season stint with the Redskins, Washington finished in the top 10 in the NFL in overall defense on eight occasions. The Redskins allowed an average of 313.1 yards per game in Olivadotti's 11 years on staff, fourth-fewest in the NFC and seventh-fewest in the NFL in that time frame.

In 2009, he tutored a pair of linebackers to their first Pro Bowl in London Fletcher, who earned his initial trip in his 12th season, and Brian Drakpo, who was one of four NFL rookies selected. Fletcher led the Redskins in tackles with 172 and added two sacks, one interception and 10 passes defensed. He eclipsed the 100-tackle mark for the 11th consecutive season.

Drakpo became the first Redskins defensive rookie to make the Pro Bowl since the 1970 merger. He is only the second Redskins rookie to be chosen, joining kick returner Tony

# STAFF BIOS

Green (1978). Drakpo finished with 60 tackles, including three for loss, 11 sacks for 76 yards lost, one forced fumble and two passes defended. He led all rookies in sacks and tied for most among NFC linebackers with Dallas' DeMarcus Ware. Drakpo's 11 sacks finished tied for seventh in the NFL and fourth in the NFC, and set the franchise rookie record, surpassing the previous mark of six by Dean Hamel (1985) and Andre Collins (1990).

In 2008, Olivadotti's linebackers played a pivotal role in Washington ranking fourth overall in yards allowed per game (288.8), sixth in points allowed per game (18.5) and eighth in rushing yards allowed per game (95.4 yards).

The previous year, in Olivadotti's first season as linebackers coach, Washington finished eighth in the NFL in overall defense (305.3 yards per game) and fourth in the league in rush defense (91.3 yards per game). The tandem of Fletcher (156 tackles) and Rocky McIntosh (105 tackles) finished as the team's top tacklers.

Throughout his NFL coaching career, Olivadotti has worked with some of the best defensive minds in the NFL, including Ray Rhodes, Marvin Lewis, Gregg Williams, Greg Blache and Jim Haslett. Olivadotti began his NFL coaching career with the Redskins in 2000 as a defensive quality control coach. He served in that role for four seasons and also helped coach the defensive backs.

He continued as quality control coach in 2004, but also took on a role assisting the Redskins' special teams units. In 2006, Olivadotti's role expanded to working with the Redskins' defensive line.

Olivadotti began his coaching career on the college level, working with wide receivers and tight ends at Maine Maritime for one season (1997). He moved to Indiana State as an assistant coach for two years (1998-99) before making the transition to Washington and the NFL.

Olivadotti was a four-year letter winner as a wide receiver at Purdue from 1993-96. He earned his bachelor's degree in education and his master's degree in education administration, both from Purdue. He is the son of Tom Olivadotti, a long-time defensive coach in the NFL with the Browns, Dolphins, Vikings, Giants and Texans. Kirk and his wife, Keely, have a daughter, Kasyn, and a son, Kruz.

Reed's breakout campaign was supplemented by a rotating cast of tight ends, as Phillips effectively integrated preseason trade acquisition Derek Carrier, midseason signings Anthony McCoy and Alex Smith, waiver addition Marcel Jensen, first-year player Je'Ron Hamm and eligible-tackle Tom Compton after the unit lost two presumptive contributors (Niles Paul and Logan Paulsen) to injury in the preseason.

In his first season in Washington in 2014, Phillips guided Paul to a breakout campaign, as the special teams stand-out shattered career highs in receptions (39) and receiving yards (507) after entering the season with 14 career catches and 228 career receiving yards to his credit in his first three years in the league. Phillips also oversaw the development of Reed, who finished third on the team with a then-career-high 50 receptions in his sophomore campaign.

Prior to joining the Redskins, Phillips spent seven seasons in various capacities with the Dallas Cowboys. He joined Dallas in 2007 as the club's quality control/offensive assistant coach before relinquishing his role as a quality control coach in 2011 to become the club's assistant offensive line coach in addition to continuing to assist special teams. In 2013, Phillips was named the tight ends coach, helping Jason Witten post the second-most touchdowns in a season in his career (eight).

In 2012, Phillips assisted with an offensive line that helped the Cowboys finish with 5,994 net yards, the third-most in a season in franchise history, and set a single-season club record with 4,729 passing yards despite having Phil Costa, the team's starting center, for only three games. In 2011, the unit integrated new starters at four of the five positions, helping Tony Romo post his third career 4,000-yard season while rookie running back DeMarco Murray established a single-game team rushing record with a 253-yard performance against St. Louis.

In Phillips' four seasons as Dallas' quality control/offensive assistant coach from 2007-10, the Cowboys' offense posted total yardage numbers ranking in the Top 10 in team history three times, including setting single-season club records in 2010 that included 6,390 yards of total offense - marking the first time a Cowboys team topped 6,000 yards in a season in team history - and 4,287 passing yards. The offense as a whole finished second in the league in total offense, averaging 399.4 yards per game.

Before landing in Dallas, Phillips coached quarterbacks at Baylor in 2006. His work with quarterback Shawn Bell paid dividends as Bell established school single-season records despite missing the final three games with a knee injury.

Prior to his one-year stint at Baylor, Phillips spent two seasons as the quarterbacks coach at West Texas A&M University. The Buffaloes celebrated their most successful season in almost 55 years in 2005, finishing 10-2 to post their first winning season since 1998 and the program's first 10-win season since 1950.

WTAMU won the Lone Star Conference with an 8-1 record, its first league title since 1986 and advanced to the quarterfinals of the NCAA D-II Playoffs for the first time in school history. The school led the 2005 Division II ranks in passing offense, racking up 363.8 yards per game. He tutored quarterback Dalton Bell, a finalist for the Harlon Hill Trophy, which goes to the top Division II player.

Prior to joining the WTAMU staff, Phillips spent one season as a student assistant coach at his alma mater, UTEP, and played two seasons at quarterback for the San Diego Riptide of the af2.

A three-year letter winner at UTEP (1999-2001), Phillips was a member of the 2000 Miners team that shared the WAC title, posted the school's highest win total in more than a decade and played in the Humanitarian Bowl. Phillips left the collegiate ranks among the school's single-season leaders in both pass efficiency (ninth - 120.0 in 2001) and completion percentage (eighth - 55.6 in 2001).



**WES PHILLIPS**  
TIGHT ENDS

**10TH NFL SEASON**  
**3RD WITH REDSKINS**

1997-2001	Quarterback	UTEP
2002-03	Quarterback	San Diego Riptide (af2)
2003	Student Assistant	UTEP
2004-05	Quarterbacks Coach	West Texas A&M
2006	Quarterbacks Coach	Baylor
2007-10	Quality Control/Off. Asst.	Dallas Cowboys
2011-12	Asst. Offensive Line Coach	Dallas Cowboys
2013	Tight Ends Coach	Dallas Cowboys
2014-Pres.	Tight Ends Coach	Washington Redskins

Wes Phillips enters his third season as the Redskins' tight ends coach after initially being named to the position on January 17, 2014.

In 2015, Phillips presided over arguably the most prolific season by a tight end in Redskins history, as third-year pro Jordan Reed shattered team records for receptions (87) and receiving yards (952) by a tight end. Including a 24-yard touchdown reception in the NFC Wild Card Round vs. Green Bay, Reed tied a team record for combined regular season and postseason receiving touchdowns (12) in a single year.

# STAFF BIOS

Phillips received his bachelor's degree in philosophy from UTEP in 2001. Phillips and his wife, Anna, were married in 2009 and have one daughter, Ivy, and a son, Mac.



## AUBREY PLEASANT

### DEFENSIVE QUALITY CONTROL

**4TH NFL SEASON**  
**4TH WITH REDSKINS**

2005-08	Safety	Wisconsin
2010	Defensive Backs Coach	Grand Blanc H.S. (Mich.)
2011-12	Defensive Assistant	Michigan
2013	Offensive Assistant	Washington Redskins
2014-15	Defensive Quality Control	Washington Redskins
2016-Pres.	Asst. Defensive Backs	Washington Redskins

Aubrey Pleasant is entering his fourth season with the Redskins in 2016. He served as an offensive assistant in his first season in Washington in 2013 before transitioning to the defensive side of the ball prior to the 2014 season and working extensively with the team's defensive backs.

In 2015, Pleasant played a pivotal role in assisting Defensive Backs Coach Perry Fewell with a secondary that was besieged by injuries throughout the season. Pleasant aided in the transition of Quinton Dunbar, who joined the Redskins as a college free agent wide receiver before switching to cornerback in the middle of training camp. Dunbar played in 11 games, making one start and intercepting Giants quarterback Eli Manning in a crucial Week 12 victory during the Redskins' NFC East championship season. Pleasant also assisted in the midseason transition of 12-year NFL veteran DeAngelo Hall from cornerback to safety and the rapid development of sixth-round pick Kyshoen Jarrett, a safety who also contributed significantly at nickel after volunteering for the role in camp.

Pleasant transitioned to the defensive side of the ball in 2014 after spending his first season with the Redskins as an offensive assistant. In 2014, he assisted Defensive Backs Coach Raheem Morris and played a significant role in the development of fourth-round pick Bashaud Breeland. With Pleasant's guidance, Breeland started 15 games – third-most by a rookie cornerback in Redskins history behind only Champ Bailey (16 in 1999) and Pro Football Hall of Famer Darrell Green (16 in 1983) – and tied for the NFL rookie lead in passes defended (14).

Pleasant was an offensive staff/head coach intern for the Cleveland Browns before joining the Redskins. Prior to his time in Cleveland, he spent two years with the University of Michigan as a defensive graduate assistant, helping the team appear in back-to-back bowl games. With Pleasant working specifically with the defensive backs in 2011, Michigan allowed 190.5 yards passing per game and 17.4 points per game, ranking No. 16 and sixth in the nation, respectively. Michigan's total defense improved to No. 17 in the nation (322.2 ypg.) after ranking No. 110 (450.8 ypg.) in the year prior to Pleasant's arrival. Michigan's defense allowed only 12 touchdown passes, led the Big Ten with 29 takeaways and tied for first in Football Bowl Subdivision (FBS) with 20 fumble recoveries.

In 2012, Pleasant was promoted to Assistant Defensive Backs Coach, helping Michigan's total defense (320.0 ypg.) and passing yards allowed (169.5 ypg.) improve to No. 13 and No. 5 in the country, respectively. Following Michigan's 2012 season, Pleasant was one of 30 coaches nationwide invited to the NCAA Future Football Coaches Academy in San Antonio.

Pleasant coached defensive backs at Grand Blanc (Mich.) H.S. in 2010 and was a behavioral specialist/special needs teacher in the Flint (Mich.) Community School District. His duties included working directly with cognitively-impaired and academically-neglected adult students to help educate them within the Flint school district.

Pleasant was a three-year letterman at Wisconsin from 2005-08, appearing in 41 career games with 14 starts at safety. He finished his collegiate career with 80 tackles, 4.5 tackles for loss, two sacks, one forced fumble and appeared in four consecutive bowl games: Capital One (2005 and 2006), Outback (2007) and Champs Sports (2008). Pleasant received a master's degree in education while coaching at Michigan and earned his bachelor's degree in sociology from Wisconsin in 2009.

Pleasant is a native of Flint, Mich., where he graduated from the city's Montrose H.S., receiving Class B all-state honorable mention honor at safety his senior year. He attended Flint Northern H.S. and earned all-city running back honors as a sophomore.



## JAKE SANKAL

### ASST. STRENGTH & CONDITIONING/NUTRITIONIST

**1ST NFL SEASON**  
**1ST WITH REDSKINS**

Jake Sankal is entering his first NFL season with the Redskins after joining the team as an assistant strength and conditioning coach and team nutritionist during the 2016 offseason.

Prior to joining the Redskins, Sankal worked as a strength and conditioning coach in the Cleveland Indians organization. His tenure with the organization from 2010-15 included stints with the Mahoning Valley Scrapers (A), Kinston Indians (A), Carolina Mudcats (A) and three seasons with the Akron RubberDucks (AA).

Sankal is a Registered Dietitian with the Academy of Nutrition and Dietetics and holds certifications with USA Weightlifting and the National Strength and Conditioning Association as a Registered Strength and Conditioning Coach (RSCC) and Certified Strength and Conditioning Specialist (CSCS).

Sankal initially earned his bachelor's degree in history from the College of Wooster, where he played baseball and helped guide the program to the NCAA Division III Tournament in all four seasons of his collegiate career. In addition, he holds a bachelor's degree in dietetics from the University of Northern Colorado and a Master's degree in exercise science from Cleveland State University.

He is the son of Jill and Spark Sankal, the latter of whom is a 2009 Ohio High School Baseball Coaches Association Hall of Fame inductee.



# STAFF BIOS



**SHANE WALDRON**  
OFFENSIVE QUALITY CONTROL

**6TH NFL SEASON**  
**1ST WITH REDSKINS**

1998-2001	Long Snapper/Tight End	Tufts University
2002-03	Operations Intern	New England Patriots
2004	Operations Assistant	New England Patriots
2005-07	Graduate Assistant	Notre Dame
2008	Offensive Quality Control	New England Patriots
2009	Tight Ends Coach	New England Patriots
2010	Wide Receivers Coach	Hartford Colonials (UFL)
2011	Off. Coordinator	Buckingham Browne & Nichols (Mass.)
2012-13	Recruiting Coord./TE Coach	Massachusetts
2014-15	Offensive Line Coach	Massachusetts
2016-Pres.	Offensive Quality Control	Washington Redskins

Shane Waldron is entering his sixth NFL season and his first with the Redskins after being named the team's offensive quality control coach on February 17, 2016.

Prior to joining the Redskins, Waldron had most recently spent four seasons at UMass, serving as the Minutemen's Recruiting Coordinator/Tight Ends Coach from 2012-13 and Offensive Line Coach from 2014-15. Waldron helped guide tight end Rob Branchflower to a seventh-round selection by the Pittsburgh Steelers in the 2014 NFL Draft after Branchflower set the school record for most career receiving yards by a tight end.

In 2011, Waldron served as the offensive coordinator at the Buckingham Browne & Nichols H.S. (Mass.) and also as a Northeast Sports Consultant. A year earlier, he served as Wide Receivers Coach for the Hartford Colonials of the United Football League.

Before his stint in the UFL, Waldron worked with the New England Patriots in various capacities across two different stints with the franchise. Beginning in 2002, Waldron served as an operations intern for two seasons before being promoted to the title of an operations assistant in 2004, when he handled special teams quality control duties in addition to overseeing the completion of weekly game plans. After three years coaching at Notre Dame, Waldron returned to New England in 2008 to serve as an offensive quality control coach and later served as the tight ends coach in 2009.

Waldron spent the 2005-07 seasons as an offensive graduate assistant at Notre Dame. With the Irish, he helped guide two of the most explosive offenses in school history, as both the 2005 and 2006 units averaged at least 31 points per game.

A native of Portland, Ore., Waldron is a 2002 graduate of Tufts University, where he was a three-year letterman as a tight end and long snapper.

## COACHING LINEAGE

*Head coaches under whom Redskins coaches served prior to their current tenure*

**Jay Gruden:** Eddie Khayat (Nashville Kats), Jon Gruden (Buccaneers), Jim Haslett (Florida Tuskers), Marvin Lewis (Bengals)

**Joe Barry:** John Robinson (USC), Steve Axman (Northern Arizona), John Robinson (UNLV), Steve Mariucci (49ers), Tony Dungy (Buccaneers), Jon Gruden (Buccaneers), Rod Marinelli (Lions), Raheem Morris (Buccaneers), Lane Kiffin (USC), Norv Turner (Chargers), Mike McCoy (Chargers)

**Ben Kotwica:** Eric Mangini (Jets), Rex Ryan (Jets)

**Sean McVay:** Raheem Morris (Buccaneers), Jim Haslett (Florida Tuskers), Mike Shanahan (Redskins)

**Robb Akey:** Mike Price (Weber State), Dave Arslanian (Weber State), Steve Axman (Northern Arizona), Steve Axman (Northern Arizona), Mike Price (Washington State), Bill Doba (Washington State), Mike Zimmer (Vikings)

**Bradford Banta:** Rodney Allison (Tennessee-Chattanooga), Rod Marinelli (Lions), Jim Schwartz (Lions)

**Bill Callahan:** Mike White (Illinois), Larry Kentera (Northern Arizona), Bob Smith (Southern Illinois), Barry Alvarez (Wisconsin), Ray Rhodes (Eagles), Jon Gruden (Raiders), Eric Mangini (Jets), Rex Ryan (Jets), Jason Garrett (Cowboys)

**Kevin Carberry:** Mike Mangino (Kansas), Turner Gill (Kansas), J.C. Harper (Stephen F. Austin), Jason Garrett (Cowboys)

**Matt Cavanaugh:** Johnny Majors (Pittsburgh), Buddy Ryan (Cardinals), George Seifert (49ers), Dave Wannstedt (Bears), Brian Billick (Ravens), Dave Wannstedt (Pittsburgh), Rex Ryan (Jets), Marc Trestman (Bears)

**Perry Fewell:** Dick Crum (North Carolina), Jim Young (U.S. Military Academy), Dick Crum (Kent State), Pete Cordelli (Kent State), Bob Sutton (U.S. Military Academy), Ron Dowhower (Vanderbilt), Woody Widenhofer (Vanderbilt), Tom Coughlin (Jaguars), Mike Martz (Rams), Lovie Smith (Bears), Dick Jauron (Bills), Tom Coughlin (Giants)

**Chad Grimm:** Ken Whisenhunt (Cardinals), Mike McCoy (Chargers)

**Ike Hilliard:** Jim Haslett (Florida Tuskers), Jay Gruden (Florida Tuskers), Tony Sparano (Dolphins), Mike Shanahan (Redskins), Doug Marrone (Bills)

**Randy Jordan:** Bill Callahan (Raiders), Bill Callahan (Nebraska), Mike Sherman (Texas A&M), Larry Fedora (North Carolina)

**Greg Manuskay:** Tony Dungy (Buccaneers), Marty Schottenheimer (Redskins), Marty Schottenheimer (Chargers), Mike Nolan (49ers), Mike Singletary (49ers), Norv Turner (Chargers), Chuck Pagano (Colts)

**Bret Munsey:** Mike Neu (Augusta Stallions), Mike Neu (Carolina Cobras), Fran Papasadero (Orlando Predators), Jay Gruden (Orlando Predators), Jim Haslett (Florida Tuskers), Jay Gruden (Florida Tuskers), Marty Schottenheimer (Virginia Destroyers), Kurt Schottenheimer (Virginia Destroyers), Chip Kelly (Eagles)

**Kirk Olivadotti:** Mike Hodgson (Maine Maritime), Tim McGuire (Indiana State), Terry Robiskie (Redskins), Marty Schottenheimer (Redskins), Steve Spurrier (Redskins), Joe Gibbs (Redskins), Jim Zorn (Redskins), Mike Shanahan (Redskins), Mark Richt (Georgia)

**Wes Phillips:** Gary Nord (UTEP), Ronnie Jones (West Texas A&M), Don Carthel (West Texas A&M), Guy Morriss (Baylor), Wade Phillips (Cowboys), Jason Garrett (Cowboys)

**Aubrey Pleasant:** Brady Hoke (Michigan), Mike Shanahan (Redskins)

**Shane Waldron:** Bill Belichick (Patriots), Charlie Weis (Notre Dame), Chris Palmer (Hartford Colonials), Charley Molnar (Massachusetts), Mark Whipple (Massachusetts)

## FRONT OFFICE



**ERIC SCHAFFER**  
VP OF FOOTBALL ADMINISTRATION/GENERAL COUNSEL

14TH NFL SEASON  
14TH WITH REDSKINS

Eric Schaffer is entering his 14th season with the Redskins and his 10th as Vice President of Football Administration in 2016. He is the club's chief contract negotiator and is responsible for the strategic planning, management, and forecasting of the Redskins' salary cap and cash budgets. In addition, Schaffer conducts extensive research and analysis of NFL player contracts and evaluates the roster composition of each club throughout the NFL. He also serves as the Redskins' primary liaison to the NFL Management Council.

In addition to his role as VP of Football Administration, Schaffer serves as the Redskins' General Counsel, advising the Club on all legal matters and contributing significantly to the team's business operations. His areas of oversight include sponsorships, licensing, vendor and employment agreements (for football and non-football employees), human resources issues, team litigation, as well as workers' compensation, among various others.

Schaffer has worked closely with President Bruce Allen and General Manager Scot McCloughan to help shape the Redskins' current roster. This offseason, the trio mobilized quickly to recruit and sign All-Pro cornerback Josh Norman. Schaffer also negotiated multi-year contract extensions for Jordan Reed, who set franchise records for receptions and receiving yards by a tight end in 2015, and Tress Way, the team's young, and talented punter. The moves followed a 2015 season in which Schaffer and the Redskins adeptly added veteran leaders with winning pedigrees to a young roster that ultimately secured the NFC East title.

Over the last several years, Schaffer has negotiated multi-year contract extensions with potential free agents such as Reed, perennial Pro Bowler Trent Williams, Ryan Kerrigan, Chris Baker, DeAngelo Hall and Niles Paul prior to the players hitting the open market. He has adroitly navigated the salary cap each year, including helping the club overcome a \$36 million cap penalty en route to its first NFC East title since 1999.

In the 2011 offseason abbreviated by the NFL labor dispute, Schaffer helped the team secure several key players in a flurry of activity after a new Collective Bargaining Agreement was agreed upon by the NFL and NFLPA. In 14 years (2003-16) with the Redskins, Schaffer has negotiated the contracts for every one of Washington's draft picks, including 20 first- and second-round picks.

Schaffer originally joined the Redskins in 2003 as the team's salary cap manager. He was promoted first to Director of Football Administration in 2005 and again to Vice President of Football Administration in 2007. Schaffer added the General Counsel role in 2012.

Prior to joining the Redskins, Schaffer spent 11 years with International Management Group (IMG) in various roles. He started as an intern for IMG's founder, the late Mark McCormack, and moved on to their motorsports division where he sold corporate sponsorships and managed young drivers. He eventually became the staff counsel for IMG Football, where he oversaw all legal issues related to 90 NFL clients and negotiated player contracts as an NFLPA registered agent.

Schaffer holds both a bachelor's degree in history from the University of Michigan and a law degree from Case West-

ern Reserve University where he completed his studies while working full time for IMG. A native of Cleveland, Ohio, he is a member of the Ohio Bar Association as well as admitted in Virginia as Club Counsel. Schaffer currently resides in Ashburn, Va., with his wife, Jaymie, and three children, Cameron (10), Logan (8) and Bailey (5).



**SCOTT CAMPBELL**  
DIRECTOR OF COLLEGE SCOUTING

30TH NFL SEASON  
16TH WITH REDSKINS

Scott Campbell is entering his 30th NFL season and his 16th with the Washington Redskins in 2016. Campbell has had two different stints overseeing either the club's college or pro scouting departments during his tenure with Washington, and assumed an expanded role directing both departments in the 2008 offseason. In 2015, Campbell transitioned from his Director of Player Personnel role to focus on leading the team's draft efforts as Director of College Scouting.

Since Campbell's return to college scouting in 2006, every first round selection by the Redskins with exception of 2015 rookie Brandon Scherff has qualified for the Pro Bowl during their NFL careers (Robert Griffin III, Ryan Kerrigan, Trent Williams, Brian Orakpo and LaRon Landry). Campbell and the personnel staff oversaw a 10-player class in the 2015 NFL Draft that made an immediate impact en route to the team's NFC East title run that season. The team secured All-Rookie selection Brandon Scherff in the first round, rookie sack leader Preston Smith in the second round, franchise record-holder for rookie receptions Jamison Crowder in the fourth round, and jack-of-all-trades defensive back Kysheoan Jarrett in the sixth round, among others. Said ESPN draft analyst Mel Kiper after the 2015 season, "They got as much impact from rookies as any team in the NFL."

Campbell played an integral role in identifying and selecting a number of impact contributors in the 2014 NFL Draft despite the team not holding a first-round pick. The Redskins' first four selections that year combined to start 82 contests in their first two NFL seasons from 2014-15, a group that included second-round linebacker/defensive end Trent Murphy (23 starts), third-round tackle Morgan Moses (17), third-round guard/center Spencer Long (13) and fourth-round cornerback Bashaud Breeland (29). All four players started at least 13 regular season games during the Redskins' NFC East championship campaign in 2015 in addition to starting in the NFL Wild Card Round.

Campbell originally joined the Redskins in 2001 as Director of College Scouting, overseeing the area scouts and assisting with the Redskins' draft operations before heading up the scouting of pro personnel for the next four seasons. He returned in 2006 to take charge of the college scouting department, where he spent two seasons before being promoted to Director of Player Personnel. In 2015, he transitioned to Director of College Scouting, where he now leads the team's area scouts in identifying talent at the collegiate level.

Previously, Campbell spent the 2000 season in Chicago as Director of Pro Personnel, after three seasons in Kansas City, serving as a southeast area scout (1997-99).

Campbell began his NFL career with the Atlanta Falcons in 1987, serving as an assistant to his father, Head Coach

## FRONT OFFICE (CONT.)

Marion Campbell - who also served as the defensive coordinator for the NFC Champion Philadelphia Eagles in 1980. Campbell spent three years as the administrative assistant to the coaching staff, helping coordinate training camp, scouting, quality control and additional football logistics. In 1990, he moved over to Atlanta's personnel department full-time for a seven-season run as an area scout.

Campbell earned his bachelor's degree in education from the University of Georgia in 1984, where he played on the offensive line for three SEC Championship squads, including the 1980 National Championship team. He went on to earn a master's degree in education from Auburn University in 1986, while working with the Tigers' coaching staff as a graduate assistant from 1985-86. Campbell and his wife, Cindy, have two daughters, Courtney and Caroline.



**DOUG WILLIAMS**  
PERSONNEL EXECUTIVE

**20TH NFL SEASON**  
**7TH WITH REDSKINS**

Doug Williams is entering his third season as the Redskins' Personnel Executive after being hired to the position on February 10, 2014. The hiring marked Williams' return to the Redskins, with whom he was one of the most celebrated athletes in franchise history.

Williams, a member of the 80 Greatest Redskins and a Redskins Ring of Famer, played with the Redskins from 1986-89 and led Washington to a Super Bowl XXII title, a 42-10 rout of the Denver Broncos. Williams, the first African-American quarterback to play in a Super Bowl, completed 18-of-29 passes for 340 yards with four touchdown passes to earn Super Bowl XXII MVP honors.

Williams is a veteran of 19 NFL seasons, including nine as a player and 10 in scouting/personnel roles. He spent five seasons as Personnel Executive with the Tampa Bay Buccaneers from 2004-08 before being named the team's Director of Pro Personnel for the 2009 season.

Williams joined the Buccaneers' front office in 2004 following a successful tenure as head coach at his alma mater, Grambling State, and one of the most storied playing careers in league and team history. His responsibilities in Tampa included coordinating the scouting and recruiting of all NFL players, while also monitoring NFL transactions and overseeing player tryouts. In addition, he was in charge of Tampa Bay's evaluating efforts of all other professional football leagues, including the Canadian Football League.

Williams, a first-round pick by Tampa Bay in the 1978 NFL Draft (17th overall), led the Buccaneers to the first three playoff appearances in team history. He propelled the team to three winning seasons (10-6 in 1979, 9-7 in 1981 and 5-4 in 1982), the only campaigns in franchise history with a winning record until more than 15 years later, in the 1997 season. Williams, who started 67 career games for the Buccaneers, was a two-time team MVP in 1980 and 1981. He ended his Tampa Bay career in 1982 as the all-time franchise leader in touchdown passes, passing yards, attempts and completions.

In 1986, the Washington Redskins traded for Williams' rights following two seasons with the USFL's Oklahoma Outlaws. In Williams' Super Bowl XXII MVP performance following the 1987 season, he set or tied several Super Bowl passing records, including most TD passes (four), most yards passing (340), longest pass completion (80 yards)

and longest TD pass (80 yards).

In six seasons during his first tenure (1998-2003) at Grambling State University, Williams brought one of the most storied programs in college football history back to prominence, compiling a 52-18 record as head coach after succeeding the legendary Eddie Robinson, who was at the helm for 57 years from 1941-97 and re-wrote the record books as the winningest coach in the history of college football with 408 career wins.

Williams led the Tigers to three consecutive Southwestern Athletic Conference titles from 2000-02 as they were named National Black College Champions during the same three-year span. He was also named SWAC Coach of the Year in each of those three seasons. Williams was a two-time finalist for The Sports Network Eddie Robinson (Division I-AA) National Coach of the Year. He rejoined the program for three seasons from 2011-13, including earning the SWAC title in his first season back in 2011.

Williams started his college head coaching career at Morehouse College in 1997. He also has previous NFL experience as a scout for the Jacksonville Jaguars in 1995 and as offensive coordinator for the Scottish Claymores of the World League in 1995 and tutoring running backs for Navy in 1994. Williams also excelled on the high school level as head coach and athletic director at Point Coupee H.S. in New Roads, La., in 1991. In 1993, he was head coach at Northeast H.S. in his hometown of Zachary, La., where he guided the team to a 13-1 record and the state semifinals, including a win over Peyton Manning's Isidore Newman squad in the 1993 state quarterfinals.

As Grambling's quarterback from 1974-77, Williams had a spectacular college career as he passed for more than 8,000 yards and 93 touchdowns, leading the Tigers to three National Black College National Championships and two SWAC titles. He posted a 35-5 record as a starter and finished fourth in voting for the 1977 Heisman Trophy.

In 2005, Williams and Shack Harris established The Shack Harris & Doug Williams Foundation with the function of providing grants for after-school initiatives, leadership development, mentoring programs and minority higher education assistance for economically disadvantaged youth. In March of 2009, the foundation put on its first annual Washington Football Legends for Charity in Washington, D.C. A nostalgic evening of tribute, food and fun that honored football legends in our nation's capital, the event's proceeds assisted several charities.

After Super Bowl XLII, the NFL honored the 20th anniversary of Williams' Super Bowl XXII victory as Williams was chosen to present the Lombardi Trophy to the New York Giants following their victory over the New England Patriots.

Williams and his wife, Raunda, have eight children: Ashley, Adrian, Carmeleta, Doug, Jr., Jasmine, Laura, Lee and Temessia.



**ALEX SANTOS**  
DIRECTOR OF  
PRO PERSONNEL

**11TH NFL SEASON**  
**11TH WITH REDSKINS**

Alex Santos enters his 11th season with Washington in 2016 and his third as the Redskins' Director of Pro Personnel after being named to his current role on May 31, 2014. He is responsible for coordinating the advance scouting of

## FRONT OFFICE (CONT.)

Redskins opponents, participating in all draft meetings, and the evaluation of all professional leagues for potential free agents and trade prospects.

Santos was part of a staff that identified and signed a number of key midseason contributors during the team's run to an NFC East title in 2015. The Redskins received significant contributions from a number of in-season signings, including cornerback Will Blackmon (tied for team lead in interceptions after signing prior to Week 2), linebacker Mason Foster (started the final five games of the season after signing in Week 4) and running back Pierre Thomas (caught seven passes for 67 yards in division-clinching win after signing with the team only two weeks earlier).

Santos previously spent five seasons from 2009-13 as a pro scout, where in addition to the advance scouting of Redskins opponents, he was responsible for assisting with the club's evaluation of personnel in the NFL and Canadian Football League. He originally joined the Redskins in 2006 as a pro personnel assistant.

Santos spent 2005 as a graduate assistant and quality control/offensive line intern coach at Vanderbilt University. Prior to that, he was the assistant head football coach at Eastside High School in Paterson, N.J. At Eastside, he also coached the offensive line, directed the strength and conditioning program and was one of the school's special education instructors.

A four-year starter at guard for North Carolina State University, Santos graduated in 2000 with a bachelor's degree in Spanish literature. He also earned a Master's degree from New Jersey City State University. A native of Paterson, N.J., he currently resides in Ashburn, Va., with his wife, Melanie, and daughter, Arya.



**RICHARD MANN II**  
PRO SCOUT

**10TH NFL SEASON**  
**7TH WITH REDSKINS**

Richard Mann II is entering his seventh season with the Washington Redskins as a pro scout. In addition to the weekly advance scouting of Redskins opponents, he is responsible for assisting in the evaluation and writing of player reports on potential talent in NFL free agency, the Canadian Football League and the Arena Football League.

Mann spent his first three seasons with the Tampa Bay Buccaneers, where he served as a personnel assistant in 2007 and 2008 and a college personnel assistant in 2009. With the Buccaneers, he was able to work with his father, NFL coach Richard Mann, a veteran of 30-plus NFL seasons who currently serves as wide receivers coach for the Pittsburgh Steelers.

A return specialist at Salisbury University, Mann earned his bachelor's degree in interpersonal communication with a minor in marketing before receiving his master's degree in sports leadership from Duquesne University in June 2008. Mann was a three-year member of the football team at Salisbury, earning All-Conference honors in 2002, while averaging 31.8 yards per kickoff return.

His first NFL experiences came in the summer of 1994 as equipment assistant with the Cleveland Browns & in 2003 as a pro personnel intern with the Baltimore Ravens. He and his wife, Chenel, have one son, Richard Mann III, and one daughter, Lilianna, and reside in Leesburg, Va.



**DARRYL FRANKLIN**  
BLESTO SCOUT

**9TH NFL SEASON**  
**5TH WITH REDSKINS**

Darryl Franklin is entering his fifth season with the Redskins in 2016. During his tenure in Washington, Franklin has handled both BLESTO and pro scouting duties.

During the 2010-11 seasons, Franklin was based in Jacksonville, Fla., as a scouting assistant for BLESTO. He spent the 2009 season as an intern for BLESTO before becoming full-time. Franklin spent the 2008 season with the Detroit Lions as a player personnel intern, aiding in both college and pro scouting. He assists in evaluating prospects from other NFL teams and is responsible for scouting Canadian Inter-university Sport prospects.

Prior to entering the NFL, Franklin spent three years as a graduate assistant at Central Michigan, where he gained experience initially helping with the defense before later assisting with the offense. While at Central Michigan, Franklin earned a Master's degree in administration with a sport concentration. He completed his master's project on predicting NFL career longevity using combine results.

Franklin earned undergraduate degrees at the University of Missouri, majoring in broadcast journalism and political science. He also served as a student assistant for the Tigers' football team, primarily working with the school's recruiting coordinator and quarterbacks coach.

Originally from Toronto, Franklin attended Mount Hebron H.S. in Ellicott City, Md., where he helped out as the football team's student assistant.



**JEFF SCOTT**  
PRO SCOUT/  
SALARY CAP ANALYST

**5TH NFL SEASON**  
**5TH WITH REDSKINS**

Jeff Scott enters his fifth season with the Redskins in 2016 after joining the team in January 2012 as a salary cap intern, in which he assisted in cap analysis and contracts before becoming a scouting intern in May 2012. He served as a player personnel assistant during the 2013 season before being promoted to Pro Scout during the 2014 offseason.

Scott is responsible for advance scouting of Redskins' opponents, evaluating players in free agency and writing scouting reports of players entering the NFL Draft. In addition, he assists the Vice President of Football Administration with contract negotiation and salary cap analysis.

Scott graduated with a bachelor's degree in political science from Davidson College, where he played defensive back from 2004-07. During his sophomore season in 2005, he led the Pioneer Football League in fumbles forced. Scott received his master's degree in sports management from Georgetown University in 2012.

Scott is originally from Fredericksburg, Va., and currently resides with his wife, Rachel, in Northern Virginia.

## FRONT OFFICE (CONT.)



**MATT EVANS**  
AREA SCOUT

**3RD NFL SEASON**  
**3RD WITH REDSKINS**

Matt Evans enters his third NFL season in 2016 after joining the Redskins during the 2014 offseason. He currently oversees scouting operations in the Northeast region.

Evans originally joined the Redskins in 2014 as a player personnel assistant, during which time he assisted with advance scouting of Redskins' opponents, evaluating players in free agency and writing descriptions of draft prospects. He transitioned into area scouting in 2015.

In 2013, Evans participated in rookie minicamps with the New England Patriots and the Philadelphia Eagles after completing a decorated collegiate playing career at the University of New Hampshire from 2008-12.

Evans was a four-year standout at linebacker at New Hampshire, posting a school-record 460 career tackles and becoming only the fifth player in UNH history to have his jersey number (No. 52) retired. The three-time Walter Camp All-American earned the Buck Buchanan Award, given annually to the most outstanding defensive player in the Football Championship Subdivision, in 2011.

Evans graduated with a bachelor's degree in business administration in December 2012. He is a native of Hanover, Mass.



**TIM GRIBBLE**  
AREA SCOUT

**17TH NFL SEASON**  
**15TH WITH REDSKINS**

Tim Gribble is entering his 17th season in the NFL and 15th with the Redskins in 2016. Gribble has spent the past 10 seasons as an area scout with Washington and now oversees scouting operations in the Midlands region.

Gribble originally joined the Redskins in 2002 and served as a pro personnel assistant and added responsibility as the team's Northeast scout in 2003. Before coming to Washington, he spent two seasons with the Pittsburgh Steelers as an assistant in the scouting department.

Prior to joining the NFL, he was an assistant coach for his alma mater, Duquesne University. He served as the Dukes' special teams coordinator (1996-2000), defensive line coach (1996-98) and running backs coach (1998-2000).

Gribble was a four-year starter (1992-96) at fullback and team captain at Duquesne. He also played baseball for the Dukes. He earned dual degrees in psychology and sociology.



**KYLE SMITH**  
AREA SCOUT

**7TH NFL SEASON**  
**7TH WITH REDSKINS**

Kyle Smith is entering his seventh season with the Redskins after having been hired full-time as an area scout on June 15, 2011. Smith now oversees the team's scouting efforts in the Southeast region.

Smith entered the NFL as a scouting intern with the Redskins in 2010. He graduated from Youngstown State, where he was twice named honorable mention all-conference while playing wide receiver and punt returner from 2002-05. He ranks 11th in program history in career receptions (101) and receiving yards (1,534), third in punt returns (56) and fourth in punt return yards (377). Smith also owns the school record for consecutive games with a reception (30).

As a senior, Smith was elected a team captain and earned the team's Most Valuable Player Award. Following the season he was invited to play in the 2006 Hula Bowl All-Star Game. Smith signed as a college free agent with the Minnesota Vikings, where he spent part of the 2006 offseason. In January of 2007, he was signed by Tampa Bay, which allocated him to NFL Europa's Berlin Thunder. He later had practice squad stints in the Arena Football League and Canadian Football League.

Smith was born in Warwick, R.I., and raised in Buffalo, N.Y. He currently resides in Atlanta. He is the son of long-time NFL executive A.J. Smith.



**COLE SPENCER**  
AREA SCOUT

**7TH NFL SEASON**  
**7TH WITH REDSKINS**

Cole Spencer enters his seventh season with the Redskins and his fifth season as an area scout for the team. Spencer oversees scouting operations in the Midwest region.

Spencer originally joined the Redskins in 2010 and served as a scouting intern where he assisted in advance scouting and evaluation of NFL personnel. He also helped coordinate free agent workouts and college player visits.

Prior to entering the NFL, Spencer worked at Eastern Illinois for a year as Football Operations and Defensive Quality Control Assistant.

Spencer graduated with a degree in economics and a minor in history from Northern Illinois University where he played tight end before an injury cut his playing career short. He played for Olentangy H.S., near Columbus, Ohio, where he grew up.

Spencer learned the game at a young age from his father, Tim, who is currently the running backs coach for the Tampa Bay Buccaneers. His brother, Evan, is a wide receiver who was selected by the Redskins in the sixth round of the 2015 NFL Draft.

## FRONT OFFICE (CONT.)



**DAVID WHITTINGTON**  
AREA SCOUT

**8TH NFL SEASON**  
**8TH WITH REDSKINS**

David Whittington enters his eighth season with the Washington Redskins in 2016.

Whittington is responsible for scouting and evaluating college players in the Southwest region. Whittington spent two seasons serving as the team's BLESTO scout, as well as assisting with scouting college players in the Northeast region. He spent 2009 as an intern in the personnel department where he assisted both the college and pro scouts with advance scouting. He also coordinated free agent and college player visits.

Whittington was a three-year letter winner at Vanderbilt where he played fullback and defensive line and was a member of the 2007 Southeastern Conference Academic Honor Roll. He graduated from Vanderbilt in 2008 with a degree in human and organizational development.

Whittington is originally from Lafayette, La., and currently resides in Houston, Texas.



**BRIAN ZECHES**  
SCOUTING COORDINATOR

**8TH NFL SEASON**  
**8TH WITH REDSKINS**

Brian Zeches enters his fourth NFL season and his third with the Redskins in 2016 after joining the team during the 2014 offseason.

Zeches joined the Redskins after working for DVSPORT, Inc., a company that provides digital video acquisition, analysis and playback software designed specifically for the sports market. He previously served as a scouting assistant for the Kansas City Chiefs in 2012.

Zeches' background also includes having coached running backs at Weber State for two seasons from 2010-11. In addition, he previously worked as a graduate assistant at the University of New Mexico from 2006-07 and at UTEP from 2008-09.

Zeches began his collegiate career at the University of Illinois before transferring to Idaho State, where he played quarterback for three seasons. His father, Jim, is currently one of the Redskins' area scouts.



**JIM ZECHES**  
AREA SCOUT

**16TH NFL SEASON**  
**12TH WITH REDSKINS**

Jim Zeches enters his 16th NFL season and 12th as an area scout with the Redskins in 2016. He currently oversees scouting operations in the West region.

Prior to joining the Redskins in 2005, he spent the four preceding seasons in the same capacity with the San Francisco 49ers.

Zeches brings 28 years of coaching experience to his front office role. He joined the 49ers staff in 2001 after spending 12 years in various positions at Washington State University. In addition to his coaching responsibilities, he served as the recruiting coordinator for the Cougars during the last seven years of his tenure. He originally joined Washington State's staff in 1989 as defensive line coach. He also coached the outside linebackers from 1991-98, and coached the tight ends in his final two seasons with the Cougars.

A Los Angeles native, Zeches earned two varsity letters while playing center at Cal-State Northridge (1971-72). Following five years of coaching preps, Zeches served as a graduate assistant at UCLA from 1978-80 under Terry Donahue. He joined head coach Dennis Green's staff at Northwestern in 1981 and coached the defensive line until 1986. From 1987-88, Zeches coached inside linebackers at Weber State.

Zeches and his wife, Kathy, have a son, Brian, who was hired by the Redskins as the team's scouting coordinator in the 2014 offseason.



**ROGER TERRY**  
SCOUTING INTERN

**2ND NFL SEASON**  
**2ND WITH REDSKINS**

Roger Terry enters his second NFL season and his second with the Redskins in 2016 after joining the team prior to their 2015 NFC East championship season.

Terry joined the Redskins after working as a recruiting assistant at Ohio State University during the 2013-14 seasons. He assisted Head Coach Urban Meyer and the Buckeyes staff with talent evaluation, helping guide the Buckeyes to a Big Ten championship, Super Bowl championship and national championship in 2014.

Terry's background also includes a summer scouting internship with the Atlanta Falcons in 2014, a recruiting internship at the University of Kentucky in 2012 and a stint as a defensive graduate assistant at Tennessee State University in 2011.

A Memphis native, Terry graduated in 2010 from the University of Memphis, where he played linebacker for the Tigers after transferring from Arkansas State.

## ATHLETIC TRAINING



**LARRY HESS**  
HEAD ATHLETIC TRAINER

15TH NFL SEASON  
15TH WITH REDSKINS

Larry Hess is entering his 15th season with the Washington Redskins and his sixth as Head Athletic Trainer in 2016. He previously spent four seasons as the Redskins Director of Rehabilitation (2006-09) after originally joining the club as Physical Therapist/Assistant Athletic Trainer (2002-05).

Hess oversees the team's athletic training and medical needs and works as a liaison to the coaching staff and front office. In his previous role, Hess directed and implemented the team's rehabilitation program, ensuring athletes' healthy return to the playing field and preventing future injury.

In addition to his responsibilities with the Redskins, Hess also extends his knowledge and first-hand experience to colleagues and peers by delivering presentations and talks on injuries and conditions that he has encountered through his work with the team.

Hess is a certified strength and conditioning specialist. From 2012-13, he served as the Director of Internal Education for the Professional Football Athletic Trainers Society (PFATS). In 2014, he was appointed President of PFATS Research and Education Foundation.

Hess originally entered the NFL with the Miami Dolphins in 1998 as a training camp intern. He spent three seasons working with the Dolphins during training camp, mini-camps and on game days. He also served as the head athletic trainer at Dunbar High School in Fort Myers, Fla.

A native of Pittsburgh, Hess earned his bachelor's degree in life science in 1998 and his master's degree in physical therapy in 2001, both from Nova Southeastern University in Ft. Lauderdale, Fla. He and his wife, Beth, have three sons, Matthew, Zachary and Jonathan. The family resides in Leesburg, Va.



**ELLIOTT JERMYN**  
PHYSICAL THERAPIST/  
ASST. ATHLETIC TRAINER

9TH NFL SEASON  
9TH WITH REDSKINS

Elliott Jermyn is entering his ninth season with the Redskins as the team's Physical Therapist/Assistant Athletic Trainer in 2016.

Prior to joining the Redskins, Jermyn spent six years as a physical therapist at an outpatient sports medicine clinic in Bethesda, Md., where he specialized in sports-related injuries and spinal conditions.

Jermyn is a Licensed Physical Therapist, Certified Athletic Trainer and Certified Strength and Conditioning Instructor. He specializes in orthopedic rehabilitation, manual management of chronic pain syndromes, dry needling and post-surgical recovery.

He graduated from Penn State in 1996 with a degree in kinesiology. While in college, he worked as an athletic trainer on the Nittany Lions 1994 and 1995 football teams. He also earned a physical therapy degree from George Washington University in 2001.

Jermyn worked with the Australian Olympic Sailing Team in Sydney, Australia in 2001. He is a member of the National Athletic Training Association and the American Physical Therapy Association.

Jermyn resides in Leesburg, Va., with his wife, Holly, and daughter, Reagan.



**KYLE BLACKMAN**  
ASST. ATHLETIC TRAINER

7TH NFL SEASON  
7TH WITH REDSKINS

Kyle Blackman is entering his seventh NFL season and his sixth as the Redskins' Assistant Athletic Trainer in 2016.

Prior to joining the Redskins as an intern during the 2010 season, Blackman served as a graduate assistant to the athletic training staff at Troy University (Ala.). He worked with the Troy football program from 2008-10 while pursuing a master's degree in sport and fitness administration.

In 2007, he received his undergraduate degree in Athletic Training with minors in Fitness and Coaching from Franklin College (Ind.). In between, he worked as the Head Athletic Trainer for the Colorado Crush of the Arena Football League. At 23 years old, Blackman was the youngest head trainer in the AFL.

Blackman is a Certified Athletic Trainer and a member of the National Athletic Training Association. In addition, he is a member of the Pro Football Athletic Trainers Society.

He is a native of Crown Point, Ind. He and his wife, Amanda, have one son, Luke.

# STAFF BIOS

## ATHLETIC TRAINING/EQUIPMENT



**DOUG QUON**  
ASST. ATHLETIC TRAINER

**6TH NFL SEASON**  
**3RD WITH REDSKINS**

Doug Quon is entering his sixth NFL season and his third with the Washington Redskins as an Assistant Athletic Trainer in 2016.

Quon assists in the management of care, prevention, recognition/evaluation of injuries, treatment and rehabilitation of all players and team personnel. He also maintains the ImPACT concussion testing database in compliance with the National Football League and coordinates athletic training internships, inventory of supplies and medical information.

Prior to joining the Redskins, Quon served as an assistant athletic trainer at the University of California, Irvine in 2013-14 after spending the 2012 NFL season as a seasonal assistant athletic trainer with the Jacksonville Jaguars. His previous NFL experience also includes having served as a summer intern for the Kansas City Chiefs in 2006 and serving as a seasonal intern for the Chiefs for the 2007 season.

Quon served as a graduate athletic training intern from 2009-10 at the University of Hawaii, specifically working with the men's football and volleyball teams. In addition, Quon worked with Texas Tech's football program and assisted with player care while earning his master's degree from the university in athletic training. He earned his undergraduate in psychology social behavior from UC Irvine in 2006.

Quon, a native of Agoura Hills, Calif., is a Certified Athletic Trainer and a member of the National Athletic Trainers' Association. In addition, he is a member of the Professional Football Athletic Trainers Society.

## EQUIPMENT



**ANDERS BEUTEL**  
HEAD EQUIPMENT MANAGER

**20TH NFL SEASON**  
**16TH WITH REDSKINS**

Anders Beutel is entering his 16th season with the Washington Redskins and his third as the team's Head Equipment Manager after being named to his current position on February 14, 2014. His roles in the department include the purchase and maintenance of all team equipment, as well as outfitting players, coaches and other football staff for practices and games. He also provides jerseys and equipment for special community service and media events throughout the year.

Previously, Beutel assisted in the distribution and maintenance of equipment and uniforms, as well as helping the Washington coaching staff on the practice field.

Beutel originally joined the Redskins in 2001 after spending four seasons as an equipment assistant for the Tampa Bay Buccaneers from 1997-2000. He also spent several years in NFL Europe, as an assistant equipment manager for

the Frankfurt Galaxy in 1997, and as head equipment manager for the Amsterdam Admirals in 1998 and 1999.

Beutel is originally from River Falls, Wis., and now resides with his wife, Kerry, and daughter, Haylen, in Leesburg, Va.



**SCOTT ROTIER**  
ASST. EQUIPMENT MANAGER

**9TH NFL SEASON**  
**3RD WITH REDSKINS**

Scott Rotier is entering his third season as the Redskins' Assistant Equipment Manager in 2016 after joining the team during the 2014 offseason. Rotier is responsible for helmet and shoulder pad maintenance along with shoe and glove assignments.

Rotier joined the Redskins after spending six seasons with the San Francisco 49ers as an assistant equipment manager. Rotier also spent time in the Washington, D.C. area prior to his time with the 49ers as the head equipment manager at Episcopal High School in Alexandria, Va., from 2007-08.

Rotier graduated from Western Michigan University with a degree in business management. While attending Western Michigan, Rotier worked as the student equipment manager for the Bronco football team. Additionally, Rotier served as an equipment intern with the Detroit Lions in 2006.

Rotier was born and raised in Kent City, Mich., and now resides with his wife, Jackie, his daughter, Eva, and their dog, Sadie, in Leesburg, Va.



**PAT COLEMAN**  
EQUIPMENT ASSISTANT

**5TH NFL SEASON**  
**3RD WITH REDSKINS**

Pat Coleman is entering his third season as the Redskins' Equipment Assistant in 2016.

Coleman is responsible for handling equipment-related details for practices, pre-game activities as well as performing locker room and laundry maintenance.

Previously, Coleman worked as an Equipment Staff Assistant for the Miami Dolphins during the 2011 season. In 2012, Coleman became Head Equipment Manager at Gardner-Webb University before spending the 2013 season with the Jacksonville Jaguars' equipment staff. Prior to the 2013 season, Coleman assisted the AFL's Orlando Predators with their equipment operations.

Coleman attended the University of Mississippi from 2006-10, earning a bachelor of exercise science degree in December 2010. During his time as a student, Coleman worked with the Tampa Bay Buccaneers during the team's training camp in 2010.

Coleman is originally from Louisville, Miss., and now resides in Ashburn, Va.



# STAFF BIOS

## VIDEO



**MIKE BRACKEN**  
VIDEO DIRECTOR

18TH NFL SEASON  
17TH WITH REDSKINS

Mike Bracken is entering his 17th season with the Washington Redskins and his 12th as the head of the video department in 2016. His responsibilities include overseeing the daily operations, including assisting the coaching and scouting staffs with game tape and player highlights. Bracken conducts the editing of video from all practices and games, produces "cut-ups" of upcoming opponents, and creates highlight tapes for use in meetings throughout the season. He is also in charge of purchasing and maintaining video and digital equipment.

Bracken joined the Redskins after serving as video coordinator for the University of South Carolina men's basketball team for the 1999-2000 season and the University of Southern California men's basketball and football teams in 1998. He originally entered the National Football League as a video intern with the Philadelphia Eagles (1997-98).

Bracken graduated from Lycoming College where he played defensive back and helped his team to two conference titles. A native of Clifton Heights, Pa., Bracken and his wife, Dawn Marie, have three children: daughter, Erin Marie, and sons, Tripp and Aidan. The family resides in Leesburg, Va.



**MIKE ADAMS**  
VIDEO ASSISTANT

7TH NFL SEASON  
7TH WITH REDSKINS

Mike Adams enters his seventh NFL season in 2016 as a video assistant for the Redskins. Adams is responsible for filming and editing all of the Redskins' games and practices in addition to working with the defense to create cutups and reports for upcoming opponents.

Adams started as an intern in the video department during the 2010 season before joining the staff on a full-time basis in 2011. Prior to joining the Redskins, he attended Howard University from 2005-10, where he played football for four years.

As a senior at Howard, he worked as a coaching assistant, handling video for the football team. He graduated with a bachelor's degree in business management.

In 2013, Adams started Driven By Our Ambitions (DBDA), a non-profit organization that merges football, academic and life skills for underprivileged youth. The organization has staged camps in Washington D.C. in each of the last four years, including participation from several Redskins players and coaches.

Adams is a native of Marietta, Ga.



**ZACHARY KENNEDY**  
VIDEO ASSISTANT

7TH NFL SEASON  
7TH WITH REDSKINS

Zachary Kennedy joined the Redskins during the 2010 offseason and is entering his seventh season as a video assistant in 2016.

Kennedy is responsible for filming and editing all of the Redskins' games and practices. He also helps the team's defensive coaching and personnel staffs in game and practice preparation.

Kennedy joined the Redskins following a season at the University of Tennessee in 2009, where he served as the football program's video intern. Prior to working for the Volunteers, Kennedy held an internship with Florida State in the spring of 2009, where he worked with the football, baseball and softball teams.

While a student at the University of Central Florida from 2004-08, Kennedy worked as a student videographer for all sports. He graduated with a bachelor's degree in interpersonal/organization communication.

Kennedy was born in Baltimore and raised in Jacksonville, Fla.



**JULIAN HINES**  
VIDEO ASSISTANT

3RD NFL SEASON  
2ND WITH REDSKINS

Julian Hines is entering his third NFL season and his second with the Redskins as a video assistant in 2016.

Hines is responsible for recording practices and providing video to coaches, as well as editing and producing the team's highlight reel.

Hines joined the Redskins during the 2015 offseason. Prior to joining the team, Hines worked as an intern in the Philadelphia Eagles' video department during the 2014 season.

Hines earned his bachelor's degree in physical education with a concentration in coaching from Alabama State University. During his college career, he served as an assistant video coordinator for the football program for three years.

Hines was born and raised in Oxon Hill, Md.

## CULINARY NUTRITION



**JON MATHIESON**  
EXECUTIVE CHEF

**4TH NFL SEASON**  
**4TH WITH REDSKINS**

Jon Mathieson is entering his fourth season as the Redskins' Executive Chef in 2016.

Mathieson has more than 25 years of experience in the culinary industry. His responsibilities with the Redskins include menu creation, budget overview, training and overseeing the kitchen staff while working with the team nutritionist to provide healthy meal options.

After graduating from the Culinary Institute of America in 1988, Mathieson began a dynamic career, starting as an apprentice under Chef Seppi Renggli at the Four Seasons in New York City, N.Y. His career also includes positions at La Laurier in New York City, the Homestead Inn in Greenwich, Conn., and New York's acclaimed Le Bernardin.

During his tenure as Chef de Cuisine at Lespinasse Restaurant in New York City from 1993-98, Mathieson learned the inner workings of a world-famous restaurant, and over the course of five years rose from the position of Chef de Partie to Chef de Cuisine. During Mathieson's tenure, Lespinasse received four stars from The New York Times, The Five-Diamond Award from AAA, and was rated the No. 3 restaurant in the country by Wine Spectator Magazine.

In 1999, Mathieson accepted the position as Executive Chef at Stonehedge Inn in Tyngsboro, Mass. He developed a "new French" menu for Silks, the Inn's acclaimed restaurant, and received rave reviews and national recognition, including a DiRona Award, three stars from the Boston Globe and four diamonds from the AAA.

In 2005, Mathieson was the Chef de Cuisine at 2941 Restaurant in Falls Church, Va. Mathieson was instrumental in raising the level of culinary talent and cuisine at the restaurant, helping establish 2941 as one of the most recognized restaurants in the D.C. Metro area. From 2008-10, Mathieson served as the Executive Chef and Co-Owner of Inox restaurant in McLean, Va. After Inox, Mathieson served as Executive Chef of Michel in McLean, Va., and later became Chef de Cuisine at BLT Steak in Washington, D.C., from 2012-13.

Mathieson is originally from New York and now resides in Vienna, Va.



**CONNOR MCGUIRE**  
SOUS CHEF

**4TH NFL SEASON**  
**4TH WITH REDSKINS**

Connor McGuire is entering his fourth season as the Redskins' Sous Chef in 2016.

McGuire serves as the assistant to Executive Chef Jon Mathieson. Beyond food preparation, his day-to-day responsibilities with the Redskins include assisting with ingredient orders and training kitchen staff.

McGuire attended Virginia Tech from 2006-10, earning a bachelor's degree in consumer foods. During that time, he assisted Columbia Country Club in Chevy Chase, Md., during the summer months.

After graduation, McGuire worked as Chef de Partie at Michel by Michel Richard in McLean, Va. From 2012-13, McGuire worked as Office Manager at BLT Steak, located in Washington D.C. His responsibilities included assisting with budgeting, customer service inquiries and serving as a liaison to the restaurant's corporate headquarters.

McGuire was born and raised in Washington D.C., and is a graduate of St. John's College High School. He now resides in Falls Church, Va.

# **PLAYER BIOS**

---

**VETERANS**

**92****CHRIS BAKER****DE****6-2 // 320****5th NFL Season // Hampton****DOB: Oct. 8, 1987 // Windsor (Conn.) H.S.****MILESTONES**

NFL debut: 11/9/09 (vs. PIT)... First NFL start: 12/15/13 (at ATL)... Redskins debut: 9/23/12 (vs. CIN)... First sack: 10/20/13 (vs. CHI, Jay Cutler)

**TRANSACTIONS**

Originally entered the NFL with the Denver Broncos as a college free agent on April 27, 2009... Waived by the Broncos on Sept. 3, 2010... Signed by the Miami Dolphins to the practice squad on Oct. 7, 2010... Signed to the Dolphins active roster on Nov. 26, 2010... Waived by the Dolphins on July 31, 2011... Signed by the Washington Redskins to the practice squad on Sept. 5, 2011... Signed to Redskins active roster on Dec. 6, 2011.

**PRO**

Enters 2016 credited by STATS, LLC with 134 tackles (74 solo), eight sacks, three forced fumbles, two fumble recoveries and two passes defended in 62 career games played with 26 starts... Appeared in one game each for Denver (2009) and Miami (2010) before playing in 14 games with Washington in 2012... Led all Redskins defensive linemen with a career-high six sacks in 2015.

**YEAR-BY-YEAR****2015 (REDSKINS)**

Was one of the breakout stars of the Redskins' NFC East title-winning campaign, appearing in 16 games (11 starts) and posting career highs in total tackles (53), solo tackles (26), tackles for loss (10), sacks (six), forced fumbles (three) and fumbles recovered (two). Also started the team's postseason contest... Led all Redskins defensive linemen with six sacks... Recorded three assisted tackles and half a sack vs. MIA (9/13)... Registered an assisted tackle and created pressure on a game-sealing fourth down stop vs. STL (9/20)... Posted six tackles (five solo, one for loss) at NYG (9/24)... Recorded first career multi-sack game vs. PHI (10/4), registering two sacks among three his tackles (two solo)... Became the first member of the Redskins since Ryan Kerrigan in 2011 to record two forced fumbles at ATL (10/11). Also recorded two solo tackles and a sack... Made five tackles (two solo, two for loss) at NYJ (10/18)... Registered six tackles (one solo) and recorded his first career fumble recovery to seal the largest comeback in team history (24 points) vs. TB (10/25)... Tied career high with seven tackles (five solo) at NE (11/8)... Notched four assisted tackles including a half-sack in a win vs. NO (11/15)... Recorded six tackles (one solo) at CAR (11/22)... Recorded a sack in a win vs. NYG (11/29)... Posted four solo tackles (two for loss) and a forced fumble vs. DAL (12/7)... Made two solo tackles in a win at CHI (12/13)... Assisted on two tackles in a win vs. BUF (12/20)... Posted a solo tackle and a pass defended in a division-clinching win at PHI (12/26)... Posted his career-high sixth sack and second fumble recovery of the season in regular season finale at DAL (1/3)... Tallied three solo tackles in his first career postseason start in the NFC Wild Card Round vs. GB (1/10).

**2014 (REDSKINS)**

Started a career-high 12 games among his career-high-tying 15 games played. Posted career highs in total tackles

(39), solo tackles (24) and added one sack... Started at left defensive end at HOU (9/7), contributing three tackles (two solo)... Started at nose tackle vs. JAX (9/14), making three solo tackles... Started at nose tackle and recorded two tackles (one solo) at PHI (9/21)... Made three tackles (one solo) vs. NYG (9/25)... Started at nose tackle and contributed three tackles (one solo) vs. SEA (10/6)... Added three solo tackles in a start at nose tackle at ARI (10/12)... Recorded a solo tackle vs. TEN (10/19)... Started in an overtime win at DAL (10/27), making two tackles (one solo)... Started and recorded three tackles (one solo) at MIN (11/2)... Started on defense vs. TB (10/16)... Inactive at SF (11/23)... Recorded three tackles (two solo) at IND (11/30)... Started at nose tackle and recorded five tackles (four solo, two for loss) and his first sack of the season vs. STL (12/7)... Started and made five tackles (two solo) at NYG (12/14)... Started at nose tackle and contributed two tackles (one solo) vs. PHI (12/20)... Started and contributed two solo tackles vs. DAL (12/28).

**2013 (REDSKINS)**

Played in a career-high 15 games and made three starts... Had an assisted tackle in reserve action vs. PHI (9/9)... Saw action as a reserve at GB (9/15)... Inactive vs. DET (9/22)... Had three assisted tackles in reserve at OAK (9/29)... Had a solo tackle in reserve at DAL (10/13)... Registered three tackles (two solo), including his first career sack vs. CHI (10/20)... Had a solo tackle in reserve at DEN (10/27)... Contributed on defense and special teams vs. SD (11/3)... Had an assisted tackle at MIN (11/7)... Posted two tackles at PHI (11/17)... Had a career-high three solo tackles vs. SF (11/25)... Saw action in reserve vs. NYG (12/1)... Had an assisted tackle vs. KC (12/8)... Made his first NFL start at ATL (12/15), collecting four tackles (three solo) and a pass defended... Started and made an assisted tackle vs. DAL (12/22)... Started at NYG (12/29), recording a career-high seven tackles (six solo), including three for loss.

**2012 (REDSKINS)**

Appeared in 14 regular season games, registering 26 tackles (14 solo), four quarterback pressures and a pass defended, all as credited by the coaching staff... Was inactive for the team's season-opening win at NO (9/9) and at STL (9/16)... Made his Redskins debut vs. CIN (9/23), making one solo tackle... Saw action on the defensive line in win at TB (9/30) and vs. ATL (10/7)... Had one solo tackle vs. MIN (10/14)... Had two tackles in reserve at NYG (10/21)... Had a solo tackle in reserve at PIT (10/28)... Had two tackles in reserve vs. CAR (11/4)... Had a pass defended in a win vs. PHI (11/18)... Saw action in reserve in a Thanksgiving Day win at DAL (11/22)... In a win vs. NYG (12/3) on Monday Night Football, registered three tackles (one solo) in reserve action... Had three tackles (one solo) in a win vs. BAL (12/9)... Had a solo tackle in a win at CLE (12/16)... Saw action on defense and special teams in a win at PHI (12/23)... Had an assisted tackle in a division-clinching win vs. DAL (12/30)... Had an assisted tackle in the NFC Wild Card Round vs. SEA (1/6).

**2011 (REDSKINS)**

Added to the Redskins' practice squad on Sept. 5... Promoted to the active roster on Dec. 6, but was placed on the Reserve/Injured list a week later with a quadriceps injury.

**2010 (BRONCOS/DOLPHINS)**

Joined the Dolphins' practice squad on Oct. 7... Saw action at OAK (11/28).

**2009 [BRONCOS/DOLPHINS]**

Entered the NFL as a college free agent with the Broncos... Appeared in one game vs. PIT (11/9).

**COLLEGE**

Posted 69 tackles (32 solo), 8.5 sacks (60 yds.) and one blocked kick in 11 games, with eight starts in one season at Hampton University in 2008 after transferring... In 2006-07, played for Penn State University and registered 43 tackles (21 solo) and 4.5 sacks (37 yds.) in 20 games (8 starts) in two seasons... Helped the Nittany Lions rank seventh in the nation against the run (87.9 ypg) in 2007... Led the defensive line with 37 tackles while posting 4.5 sacks in 2007... Saw action in eight games for Penn State as a redshirt freshman in 2006.

**PERSONAL**

Played two seasons of football at Windsor H.S. in Windsor, Conn... Voted senior class president in high school... Full name: Christopher Isaiah Baker... Married his wife, Jamila, in the 2015 offseason and the couple welcomed their first child, daughter Aria, in 2016... Born Oct. 8, 1987, in Windsor, Conn... Nicknamed "Swaggy."

**COMMUNITY**

In 2015, promoted healthy lifestyle habits at the 136th annual White House Easter Egg Roll, greeted fans at the Draft Day Party, played alongside fans at the Inaugural Redskins Golf Classic and participated in the WOW Wives Runway Show and the All-Star Survivors Celebration. Also hosted his own football camp for middle school boys at Sage Park Middle School in Connecticut... In 2014, attended Power Up to Read Celebrations at Oaklands Elementary School in Laurel, Md. and Winterpock Elementary in Chesterfield, Va. Also raised money for afterschool exercise and wellness programs with actor Matthew McConaughey and teammate Alfred Morris at the Movies with Morris event, and provided instruction for prospective student-athletes at the DBQA Football Camp... In 2013, helped the Washington Redskins Charitable Foundation and Macy's send 200 children back to school in style at the Macy's Back to School Shopping Spree. Also made a Play 60 Super School visit to Glebe Elementary School... In 2012, frequently participated in the team's 80th Anniversary Thank You Tour throughout Virginia, Maryland and Washington, D.C... Volunteered at the annual Redskins All-Star Survivors Celebration, an event that provides an afternoon of pampering for area women battling breast cancer... Was a featured panelist at the WRCF and Coca-Cola "4th & Life" program, an event for high school athletes that focuses on being successful on the field and in the classroom... Spoke to students about the importance of living a healthy lifestyle and led fitness stations at the WRCF and NFL's Play 60 Super School visit... Led exercise station at the WRCF Play 60 Mini-Combine.

**YEAR-BY-YEAR STATS****DEFENSE**

Year	Team	G	GS	Tack	Solo	Sack	PD	FF	FR
2009	Den	1	0	0	0	0	0	0	0
2010	Mia	1	0	0	0	0	0	0	0
2012	Was	14	0	15	8	0	1	0	0
2013	Was	15	3	28	16	1	1	0	0
2014	Was	15	12	39	24	1	0	0	0
2015	Was	16	11	53	26	6	1	3	2
<b>Career</b>		<b>62</b>	<b>26</b>	<b>134</b>	<b>74</b>	<b>8</b>	<b>3</b>	<b>3</b>	<b>2</b>

\*Tackle stats according to STATS, LLC

**POSTSEASON**

Year	Team	G	GS	Tack	Solo	Sack	PD	FF	FR
2012	Was	1	0	1	0	0	0	0	0
2015	Was	1	1	3	3	0	0	0	0
<b>Career</b>		<b>2</b>	<b>1</b>	<b>4</b>	<b>3</b>	<b>0</b>	<b>0</b>	<b>0</b>	<b>0</b>

**CAREER HIGHS****SINGLE-GAME**

<b>Total Tackles:</b>	7, twice, last at New England (11/8/15)
<b>Solo Tackles:</b>	6, at New York Giants (12/29/13)
<b>Sacks:</b>	2, vs. Philadelphia (10/4/15)
<b>Forced Fumbles:</b>	2, at Atlanta (10/11/15)
<b>Fumble Recoveries:</b>	1, twice, last at Dallas (1/3/15)

96



# HOUSTON BATES

LB

6-3 // 252

2nd NFL Season // Louisiana Tech

DOB: Dec. 20, 1991 // St. Paul's H.S. (Covington, La.)

## MILESTONES

NFL debut: 9/13/15 (vs. MIA)

## TRANSACTIONS

Originally entered the NFL with the Washington Redskins as a college free agent on May 18, 2015... Waived on September 5, 2015... Signed to the Redskins' practice squad on September 6, 2015... Signed to the Redskins' active roster from the practice squad on September 12, 2015... Waived on September 14, 2015... Signed to the Redskins' practice squad on September 15, 2015... Signed to Redskins' active roster from the practice squad on November 7, 2015.

## PRO

Made NFL debut in 2015 after earning his way onto the team during a tryout in rookie minicamp... Enters 2016 credited by STATS, LLC with four career tackles (all solo) in 10 games.

## YEAR-BY-YEAR

### 2015 (REDSKINS)

Rookie minicamp tryout signing who appeared in 10 regular season games and one postseason game as a rookie, making four tackles... Signed to active roster from practice squad one day prior to season opener... Made NFL debut in Week 1 vs. MIA (9/13)... Spent Weeks 2-8 on the team's practice squad... Contributed on special teams at NE (11/8)... Played on defense and special teams in a win vs. NO (11/15)... Recorded a solo tackle and was credited with an intentional safety by the Panthers at CAR (11/22)... Contributed on special teams in a win vs. NYG (11/29)... Posted a solo tackle for loss vs. DAL (12/7)... Played on special teams in a win at CHI (12/13)... Contributed on defense and special teams in a win vs. BUF (12/20) and the division-clinching win at PHI (12/26)... Made a solo tackle in regular season finale at DAL (1/3)... Played on special teams in NFC Wild Card Round vs. GB (1/10).

## COLLEGE

Played collegiately at Illinois from 2010-13 before transferring to Louisiana Tech for the 2014 season... Started all 14 games as a defensive end at Louisiana Tech in 2014, finishing with 42 tackles (16 for loss) with 10 sacks, 13 hurries, two pass deflections, one forced fumble, one fumble recovery and one interception. Named Most Valuable Player in the Zaxby's Heart of Dallas Bowl after collecting 4.5 sacks and 5.5 tackles for loss against his former Illinois team... Was an Honorable Mention All-Big Ten selection at Illinois in 2013 after starting all 12 games and collecting 40 tackles (12 for loss) with 3.5 sacks, five hurries, two pass breakups, two forced fumbles, two fumble recoveries and a safety... Played in 10 games with two starts for Illinois in 2012, collecting 18 tackles, one forced fumble and one fumble recovery... Played in 13 games with two starts as a redshirt freshman in 2011. Collected 23 tackles (two for a loss) with a sack... Redshirted at Illinois in 2010.

## PERSONAL

Attended St. Paul's H.S. in Covington, La., where he was named LHSAA 5A Defensive Player of the Year, All-State and New Orleans All-Metro in 2009... Led team to 10-2 record and a district title that season, racking up 12 sacks and 16 tackles for loss as a senior defensive end... Was rated a three-star prospect by both Rivals.com and Scout.com, and an All-region selection by Rivals.com... Also played baseball and ran track in high school... Received bachelor's degree in community health from Illinois before transferring to Louisiana Tech... Earned master's degree in Psychology from Louisiana Tech... Was a two-time Academic All-Big Ten Selection... Full name: William Houston Bates... Son of John and Fran Heaton... Born Dec. 20, 1991.

## COMMUNITY

Quickly became active in the D.C. area as a rookie in 2015... Paid tribute to active duty members as well as veterans of the armed forces while touring Quantico Marine Base in Prince William County, Va... Played alongside fans at the Inaugural Redskins Golf Classic... Visited active-duty service members and Wounded Warriors at the USD Warrior and Family Center in Bethesda, Md., for the second annual Military Appreciation BBQ... Assembled care packages for domestic violence victims at the Fear 2 Freedom event at Redskins Park... Waited tables to raise money for Ryan Kerrigan's Blitz for the Better foundation... Presented the Play 60 Hometown Grant to Francis Key Scott Middle School in Springfield, Va... Participated in the All-Star Survivors Celebration with 31 breast cancer survivors in October... Gave advice to high school football players at the 4th & Life forum... Distributed hats and coats as part of the Share the Warmth event presented by Macy's... Welcomed 1,100 children into the Redskins locker room at FedExField to meet Santa and take home toys for Christmas at Skins Santa Shoppe.

## YEAR-BY-YEAR STATS

### DEFENSE

Year	Team	G	GS	Tack	Solo	Sack	INT	PD
2015	Was	10	0	4	4	0	0	0
<b>Career</b>		<b>10</b>	<b>0</b>	<b>4</b>	<b>4</b>	<b>0</b>	<b>0</b>	<b>0</b>

\*Tackle stats according to STATS, LLC

### ADDITIONAL

Safeties: 1 in 2015

### POSTSEASON

Year	Team	G	GS	Tack	Solo	Sack	PD	FF	FR
2015	Was	1	0	0	0	0	0	0	0
<b>Career</b>		<b>1</b>	<b>0</b>	<b>0</b>	<b>0</b>	<b>0</b>	<b>0</b>	<b>0</b>	<b>0</b>

41



# WILL BLACKMON

S

6-0 // 212

10th NFL Season // Boston College

DOB: Oct. 27, 1984 // Bishop Hendricken H.S. (Warwick, R.I.)

## MILESTONES

NFL debut: 10/22/06 (at MIA)... Redskins debut: 9/20/15 (vs. STL)... First INT: 9/29/13 (vs. IND, Andrew Luck)... First FF: 9/21/08 (vs. DAL, Marion Barber)... First FR: 12/9/07 (vs. OAK, Tim Dwight)... First FR TD: 12/9/07 (vs. OAK, recovered Tim Dwight fumble in end zone)... First KR: 12/23/07 (at CHI, 3 yards)... First PR: 12/9/07 (vs. OAK, 7 yards)... First PR TD: 12/9/07 (vs. OAK, 57 yards)

## TRANSACTIONS

Originally selected by the Green Bay Packers in the fourth round (115th overall) of the 2006 NFL Draft... Re-signed with the Packers on March 17, 2010... Released by the Packers on September 5, 2010... Signed with the New York Giants on October 28, 2010... Released by the Giants on January 1, 2011... Signed with the Giants on November 23, 2011... Signed with the Seattle Seahawks on February 13, 2013... Released by the Seahawks on August 27, 2013... Signed with the Jacksonville Jaguars on August 28, 2013... Re-signed with the Jaguars on March 11, 2014... Released by the Jaguars on February 26, 2015... Signed with the Seattle Seahawks on March 9, 2015... Released by the Seahawks on September 5, 2015... Signed with the Washington Redskins on September 15, 2015... Re-signed with the Redskins on March 15, 2016.

## PRO

Joined the Redskins in Week 2 of the 2015 season... Enters 2016 having previously appeared in 81 regular season games with 24 starts, compiling 139 career tackles (110 solo), 20 passes defended, eight fumble recoveries, eight forced fumbles, 3.0 sacks and three interceptions... Posted 72 punt returns for 636 yards (8.8 avg.) with three touchdowns and 81 kickoff returns for 1,674 yards (20.7 avg.) from 2006-14... Helped the Giants to a Super Bowl victory in Super Bowl XLVI in 2011... Two-time NFC Special Teams Player of the Week (Week 14 of 2007, Week 1 of 2008).

## YEAR-BY-YEAR

### 2015 (SEAHAWKS/REDSKINS)

Signed with the Seahawks for his second tenure in Seattle on March 9, but was released during final cuts... Joined the Redskins in Week 2... Played in 15 regular season games with 10 starts for Washington and started one postseason contest. Posted career highs in tackles (46), solo tackles (37), forced fumbles (three) and interceptions (two) during the season... Made Redskins debut vs. STL (9/20)... Recorded three solo tackles at NYG (9/24)... Made a solo tackle vs. PHI (10/4)... Made his first start as a member of the Redskins at ATL (10/11), posting seven tackles (six solo), a pass defended and a forced fumble... Started at NYJ (10/18), adding a solo tackle... Started and contributed two solo tackles and a pass defended in a the largest comeback win (24 points) in team history vs. TB (10/25)... Recorded eight tackles (three solo), one forced fumble and one fumble recovery in a start at NE (11/8)... Contributed two tackles (one solo) in reserve in a win vs. NO (11/15)... Registered a solo tackle and a pass defended at CAR (11/22)... Recorded three tackles (one solo) and his first interception as a member of the Redskins in a win vs. NYG (11/29)... Posted two solo tackles and his second fumble recovery of the season vs. DAL (12/7)... Made two solo tackles in a win at CHI (12/13)... Recorded four solo tackles

and a sack in a win vs. BUF (12/20)... Registered three solo tackles in a division-clinching win at PHI (12/26)... Led team with seven tackles (all solo) and posted his career-high second interception of the season and his career-high third forced fumble in regular season finale at DAL (1/3)... Made his first career postseason start and recorded career-high eight tackles (six solo) in NFC Wild Card Round vs. GB (1/10).

### 2014 (JAGUARS)

Appeared in eight games, making four starts. Accrued 28 tackles (21 solo) with one sack and one forced fumble... Saw extensive action at nickel and led secondary with four solo tackles at PHI (9/7)... Collected four tackles (two solo) at WAS (9/14)... Made three solo tackles vs. IND (9/21)... Started at SD (9/28) and posted season-high five tackles (one for loss)... Started vs. PIT (10/5) and produced five tackles (three solo)... Registered second career sack at TEN (10/12), forcing a Charlie Whitehurst fumble in the process... Finished with two solo tackles vs. CLE (10/19)... Started vs. MIA (10/26) and produced three tackles (two solo)... Inactive (finger) at CIN (11/2)... Placed on Reserve/Injured list on Nov. 4.

### 2013 (SEAHAWKS/JAGUARS)

Spent the offseason with the Seahawks... Signed with the Jaguars on Aug. 28, a day after being released by Seattle... Played in career-best 15 games for Jacksonville with eight starts, finishing with 41 tackles (31 solo), 10 passes defended, three tackles for loss, two forced fumbles, one fumble recovery and one interception... Produced three tackles (one solo stop) at OAK (9/15)... Registered a season-high seven tackles (four solo) along with one tackle for loss and one pass defended at SEA (9/22)... Posted three tackles, his first career INT and a career-high four passes defended vs. IND (9/29). Intercepted Andrew Luck on a tipped ball on the first drive of the game but an offsides penalty nullified the play. Intercepted Luck on the Colts' next series for his first career pick... Made six tackles (four solo) and forced a fumble at DEN (10/13)... Sealed a win vs. TEN (11/10) with a sack/forced fumble/fumble recovery of QB Ryan Fitzpatrick, returning it 21 yards for a touchdown... Inactive (shoulder) at HOU (11/24)... Finished with five solo tackles including one stop for loss vs. TEN (12/22)... Totaled five tackles (four solo) and one pass defended at IND (12/29).

### 2012 (GIANTS/AFL)

Released by the Giants on March 13, 2012... Signed with the Arizona Rattlers of the Arena Football League but did not appear in game action for the team.

### 2011 (GIANTS)

Appeared in six games, recording two solo tackles... Registered two solo tackles vs. GB (12/4)... Made one special teams tackle at DAL (12/11) and at NYJ (12/24) and made two special teams tackles vs. DAL (1/1)... Played in all four postseason games, helping the Giants to a title in Super Bowl XLVI.

### 2010 (PACKERS/GIANTS)

Released by the Packers during final cuts... Signed with the Giants on Oct. 28... Contributed one solo tackle and one special teams tackle in five games for New York.

### 2009 (PACKERS)

Appeared in three games: vs. CIN (9/20), at STL (9/27) and at MIN (10/5).

**2008 [PACKERS]**

Played in all 16 games and made one start... Posted career highs in punt returns (36), punt return yards (398) and punt return touchdowns (two)... Became only the fourth player in Packers history to return multiple punts for TDs in the same season... Registered 19 tackles (16 solo) on the season and posted two forced fumbles and four fumbles recovered... Made four tackles (three solo) at DET (9/14)... Registered three special teams tackles vs. DAL (9/21)... Started and recorded four solo tackles vs. IND (10/19)... Recorded a season-high four special teams tackles at CHI (12/22).

**2007 [PACKERS]**

Appeared in nine games with one start... Scored his first two NFL touchdowns in the same game in 2007, returning a punt 57 yards and recovering a fumble on a punt return vs. OAK (12/9)... Recorded one pass defense at STL (12/16)... Started at cornerback and recorded one tackle and one special teams tackle vs. DET (12/30).

**2006 [PACKERS]**

Active for four games... Made NFL debut at MIA (10/22)... Also earned playing time vs. ARI (10/29), at BUF (11/5) and at MIN (11/12).

**COLLEGE**

Played collegiately in 48 games, including 34 starts, at Boston College... Was a three-year starter from 2003-05, spending his first three years at cornerback (22 starts) before switching to wide receiver as a senior and proceeding to lead team in catches and receiving yards... Earned all-conference distinction final three seasons... Finished career with 141 tackles, eight interceptions, 22 passes broken up, three forced fumbles, and two fumble recoveries... Recorded 3,995 all-purpose yards and six touchdowns as a WR and return specialist. Fell just 222 yards shy of the NCAA Division I-A kickoff return yardage record... Established school records in career kickoff-return yardage (2,700), career kickoff returns (110), single-season kickoff-return yardage (922) and single-season kickoff returns (36)... Started all 12 games at wide receiver as a senior but saw action on both sides of the ball. Earned All-ACC second-team honors at WR and led team in receptions (51) and receiving yards (763) with four touchdowns. Returned 22 kickoffs for 489 yards (22.2-yard average) and 15 punts for 132 yards (8.8-yard average)... Played in all 12 games as a junior, starting nine at cornerback, and becoming first player in school history to return both a punt and kickoff for a TD in the same season. Was a second-team All-Big East selection... Started all 13 games at cornerback as a sophomore and earned second-team All-Big East honors... Saw action in 11 games as a freshman, posting 29 tackles (22 solo), one interception among two passes broken up, one forced fumble and a fumble recovery.

**PERSONAL**

Attended Bishop Hendricken H.S. in Warwick, R.I., where his No. 27 jersey was retired in 2008... Earned 2001 All-America first-team honors from USA Today, ESPN.com, SuperPrep and PrepStar as a senior... Three-year letterman... Selected to participate in the 2002 U.S. Army All-American Game... Named Gatorade Rhode Island Player of the Year after his senior season, in which he rushed for 1,618 yards and 24 TDs. Also had 100 tackles and three INTs... Chosen as the top player in New England by SuperPrep and PrepStar... Two-time all-state and three-time all-city honoree... Lettered in track three years, winning the 100-meter dash in the Rhode Island state meet (10.87)... Majored in English... Son of Wayne Blackmon... Married to his wife, Shauna, and has two

children, a son, Ryder, and a daughter, Jade... Born Oct. 27, 1984.

**YEAR-BY-YEAR STATS****DEFENSE**

Year	Team	G	GS	Tack	Solo	Sack	INT	PD
2006	GB	4	0	0	0	0	0	0
2007	GB	9	1	2	2	0	0	1
2008	GB	16	1	19	16	0	0	0
2009	GB	3	0	0	0	0	0	0
2010	NYG	5	0	1	1	0	0	0
2011	NYG	6	0	2	2	0	0	0
2013	Jax	15	8	41	31	1	1	11
2014	Jax	8	4	28	21	1	0	0
2015	Was	15	10	46	37	1	2	8
<b>Career</b>		<b>81</b>	<b>24</b>	<b>139</b>	<b>110</b>	<b>3</b>	<b>3</b>	<b>20</b>

\*Tackle stats according to STATS, LLC

**KICK RETURN**

Year	Team	KR	Yds	Avg	Lg	TD
2007	GB	1	3	3	3	0
2008	GB	55	1157	21	45	0
2009	GB	10	233	23.3	28	0
2010	NYG	13	238	18.3	42	0
2011	NYG	2	43	21.5	32	0
2013	Jax	0	0	-	0	0
<b>Career</b>		<b>81</b>	<b>1674</b>	<b>20.7</b>	<b>45</b>	<b>0</b>

**PUNT RETURN**

Year	Team	PR	Yds	Avg	Lg	TD
2007	GB	8	106	13.3	57t	1
2008	GB	36	398	11.1	76t	2
2009	GB	3	11	3.7	6	0
2010	NYG	14	94	6.7	22	0
2011	NYG	6	25	4.2	16	0
2013	Jax	5	2	0.4	5	0
<b>Career</b>		<b>72</b>	<b>636</b>	<b>8.8</b>	<b>76t</b>	<b>3</b>

**ADDITIONAL**

FF-FR: 0-1 in 2007, 2-4 in 2008, 2-1 in 2013, 1-0 in 2014, 3-2 in 2015  
FR TD: 1 in 2007, 1 in 2013

**POSTSEASON**

Year	Team	G	GS	Tack	Solo	Sack	INT	PD
2011	NYG	4	0	0	0	0	0	0
2015	Was	1	1	8	6	0	0	0
<b>Career</b>		<b>5</b>	<b>1</b>	<b>8</b>	<b>6</b>	<b>0</b>	<b>0</b>	<b>0</b>

**CAREER HIGHS****SINGLE-GAME**

**Total Tackles:** 8, vs. Green Bay (1/10/16)  
**Solo Tackles:** 7, at Dallas (1/3/16)  
**Interceptions:** 1, three times, last at Dallas (1/3/16)  
**Passes Defensed:** 4, vs. Indianapolis (9/29/13)  
**Sacks:** 1, three times, last vs. Buffalo (12/20/15)  
**Forced Fumbles:** 1, eight times, last at Dallas (1/3/16)  
**Fumble Recoveries:** 1, eight times, last vs. Dallas (12/7/15)  
**Punt Return Yards:** 78, vs. Minnesota (9/8/08)  
**Punt Return Average:** 37.5, at Minnesota (11/9/08)  
**Punt Return TD:** 1, three times, last at MIN (11/9/08)  
**Kick Return Yards:** 159, at New Orleans (11/24/08)  
**Kick Return Average:** 32.0, twice, last vs. GB (12/4/11)



**68**

# AL BOND

**T****6-4 // 305****1st NFL Season // Memphis****DOB: March 5, 1992 // Southwind H.S. (Memphis, Tenn.)**

## TRANSACTIONS

Originally entered the NFL with the Detroit Lions as a college free agent on May 7, 2015... Waived by the Lions on September 5, 2015... Signed with the Washington Redskins on May 16, 2016.

## COLLEGE

Played collegiately at Memphis, appearing in 47 games with 42 starts for the Tigers from 2011-14... Started the final 29 games of his collegiate career... Named first-team All-American Athletic Conference by the league's coaches after starting all 13 games in 2014 at right tackle. Helped lead Memphis to its first conference title since 1971 and first 10-win season since 1938... Played in all 12 games as a junior in 2013, starting 10 games at right guard... Started all 12 games as a sophomore in 2012 and was on the field for all 772 offensive snaps... Played in 10 games and made seven starts on the offensive line as a redshirt freshman in 2011... Redshirted in 2010.

## PERSONAL

Attended Southwind H.S. in Memphis, Tenn., where was a first-team All-District 15-AAA left tackle... Served as team captain for three seasons and was honored as the team's Most Valuable Lineman as a senior... Also played center for the Southwind High School basketball team... Previously played at Germantown High before transferring to Southwind... Played in the 2015 NFLPA Collegiate Bowl... Earned bachelor's degree in correctional administration and is pursuing a second degree in criminal justice... Son of Louis and Tinica Mitchell and Albettha Bond... Born March 5, 1992.

**60**

# CODY BOOTH

**OL****6-4 // 312****1st NFL Season // Temple****DOB: April 22, 1991 // Penn Manor H.S. (Lancaster, Pa.)**

## TRANSACTIONS

Originally entered the NFL with the Chicago Bears as a college free agent on May 11, 2014... Waived by the Bears on August 1, 2014... Signed with the Jacksonville Jaguars on August 16, 2014... Waived by the Jaguars on August 29, 2014... Signed to the Jaguars' practice squad on September 1, 2014... Released from the Jaguars' practice squad on September 9, 2014... Signed to the Jaguars' practice squad on September 16, 2014... Re-signed with the Jaguars on December 29, 2014... Waived by the Jaguars on August 29, 2015... Signed with the Washington Redskins on April 18, 2016.

## YEAR-BY-YEAR

### 2014 (BEARS/JAGUARS)

Signed with the Bears as a college free agent on May 11... Waived on Aug. 1 but signed with the Jaguars two weeks later... Spent majority of the season on the team's practice squad.

## COLLEGE

Was a four-year letterman at Temple from 2010-13... Played for Coach Matt Rhule at Temple, former offensive line coach for the New York Giants... Converted to left tackle as a senior after three seasons at tight end... Started 11 of 12 games as a senior in 2013... As a junior, started all 11 games and caught 17 passes for 137 yards and a team-high four touchdowns despite serving as primarily a run-blocking tight end. Also served as the team's long snapper... As a sophomore, played in all 13 games with four starts... As a freshman in 2010, played in five games, mostly on special teams... Redshirted during the 2009 season.

## PERSONAL

Attended Penn Manor H.S. in Lancaster, Pa., where he played wide receiver, tight end and defensive end and was a two-time All-Lancaster selection... Career totals included 48 receptions for 700 yards and four touchdowns on offense and 118 solo tackles and 15.0 sacks on defense... Also played basketball... Full name: Cody Scott Booth... Parents are Rhonda Balmer and Alissa and Chris Booth. Has one older brother, Zachary... Born April 22, 1991.

**26**

# BASHAUD BREELAND

**CB****5-11 // 200****3rd NFL Season // Clemson****DOB: Jan. 30, 1992 // Allendale-Fairfax H.S. (Allendale, S.C)**

## HONOR ROLL

NFL.com All-Rookie Team (2014)

## MILESTONES

NFL debut: 9/7/14 (at HOU)... First NFL start: 9/7/14 (at HOU)... First INT: 10/19/14 (vs. TEN, Charlie Whitehurst)... First FF: 9/21/14 (at PHI, Darren Sproles)... First FR: 10/18/15 (at NYJ, Brandon Marshall)

## TRANSACTIONS

Originally selected by the Washington Redskins in the fourth round (102nd overall) of the 2014 NFL Draft.

## PRO

Enters 2016 credited by STATS, LLC with 143 career tackles (112 solo), 30 passes defended, five forced fumbles, two fumble recoveries and four interceptions in 31 games with 29 starts... Played in all 16 games as a rookie in 2014, making 15 starts. His 15 starts were the third-most by a rookie cornerback in Redskins history, trailing only Champ Bailey (16 in 1999) and Pro Football Hall of Famer Darrell Green (16 in 1983)... Named to Gil Brandt's 2014 All-Rookie Team.

## YEAR-BY-YEAR

### 2015 (REDSKINS)

Appeared in 15 games with 14 starts, compiling career highs in tackles (81), solo tackles (59), passes defended (16), forced fumbles (three) and fumble recoveries (two). Matched his career high with two interceptions... Also started his first career postseason contest... Missed Week 1 vs. MIA (9/13) while serving a suspension... Started and contributed a solo tackle in win vs. STL (9/20)... Added three tackles (two solo) and a pass defended in a start at NYG (9/24)... Recorded five tackles (four solo) and a pass defended vs. PHI (10/4)... Tied career high with four passes defended at ATL (10/11), adding eight tackles (six solo) and the third interception of his career... Had a career day in a start at NYJ (10/18), recording two fumble recoveries, a forced fumble and an interception in addition to four tackles (three solo). Became the second NFL player this season to record two fumble recoveries and an interception in a single game (Darrelle Revis). Became the first member of the Redskins to recover two opponent fumbles in a single game since LaVar Arrington on Dec. 29, 2002 vs. Dallas. Was also the first member of the Redskins to record interceptions in consecutive games since London Fletcher in three straight games across Weeks 14-16 of the 2012 season... Posted a career-high 13 tackles (eight solo) in a start vs. TB (10/25). His touchdown-saving tackle of Doug Martin helped force a field goal that allowed Washington to complete the largest comeback win (24 points) in team history vs. TB... Made one tackle at NE (11/8)... Started and recorded a team-high nine tackles (six solo) and a forced fumble in a win vs. NO (11/15)... Registered 11 tackles (eight solo) at CAR (11/22)... Notched five tackles (four solo) and tied his career high with four passes defended in a win vs. NYG (11/29)... Posted five tackles (four solo) and a pass defended vs. DAL (12/7)... Made five tackles (four solo) and recorded a crucial pass defended late in a win at CHI (12/13)... Recorded five tackles (four solo) in a win vs. BUF (12/20)... Notched three solo tackles, his career-high 15th pass defended of the

season and his career-high third forced fumble of the season in a division-clinching win at PHI (12/26)... Posted four tackles (three solo) and a pass defended in regular season finale at DAL (1/3)... Compiled seven tackles (five solo), a forced fumble and a fumble recovery in first career postseason game in NFC Wild Card Round vs. GB (1/10).

### 2014 (REDSKINS)

Started 15 of the 16 games in which he appeared as a rookie, posting 62 total tackles (53 solo), 14 passes defended, two forced fumbles and two interceptions. Became the first Redskins rookie to finish a season with sole possession for the team lead in interceptions since Fred Smoot in 2001... Made his NFL debut at HOU (9/7), starting as a third cornerback and registering a solo tackle... Started as a third cornerback vs. JAX (9/14)... Recorded three solo tackles and the first forced fumble of his career at PHI (9/21)... Started and made three solo tackles vs. NYG (9/25)... Registered three tackles (one solo) in a start vs. SEA (10/6)... Started and made five solo tackles at ARI (10/12)... Started and recorded his first career interception and a then-career-high five solo tackles vs. TEN (10/19)... Started and had a career day in an overtime win at DAL (10/27), recording career highs in tackles (six, all solo), passes defended (four) and matching a career high in forced fumbles (one). Had two red zone passes defended against Dez Bryant and secured the win by knocking down a Tony Romo pass on the final play of overtime... Started and notched five tackles (four solo) and two passes defended at MIN (11/2)... Started and made three tackles (two solo) vs. TB (11/16)... Started and contributed five tackles (four solo) and a pass defended at SF (11/23)... Started at IND (11/30) and notched four tackles (three solo)... Started and recorded two solo tackles and a pass defended vs. STL (12/7)... Started and notched five solo tackles and a team-high three passes defended at NYG (12/14)... Started and recorded four tackles (two solo) and a crucial late-game interception to set up the team's game-winning field goal drive vs. PHI (12/20)... Started and tied for the team lead with 10 tackles (eight solo) vs. DAL (12/28).

## COLLEGE

Played at Clemson from 2010-13, compiling 159 tackles (8.5 for loss), three sacks, six interceptions, 20 pass breakups and two forced fumbles across in 37 career games with 24 starts... Earned second-team All-ACC honors from the media as a junior in 2013, playing 13 games (with 12 starts) and adding 74 tackles, four picks, two sacks, a team-high 13 pass breakups 13 games (12 starts). Tied for fifth in the ACC in interceptions... Appeared in 10 games with five starts as a sophomore in 2012, finishing the year with 32 tackles, a sack and three pass breakups... Had 53 tackles, two interceptions (returned for 93 yards) and four pass breakups during a redshirt freshman campaign that saw him start seven of the 14 games in which he appeared in 2011. Recorded first career interception at Maryland, a one-handed pick with Clemson down 35-17 that sparked the Tigers' rally to a 56-45 victory... Redshirted in 2009.

## PERSONAL

Attended Allendale-Fairfax H.S. in Allendale, S.C., where he led his team to a 10-2 record as a senior. Rushed for 1,270 yards and 15 touchdowns that season and was an all-state selection by The State... Ranked as the No. 55 athlete in the nation and the No. 15 player in South Carolina by Rivals.com... Was also a starter on the basketball team and was one of the top track performers in South Carolina. Won a state title in the 400m hurdles as a sophomore and junior and helped his team to the state title in track as a junior... Majored in community recreation, sport, & camp management... Contributed to the Washington Redskins Charitable Foundation in 2014, stressing the importance of staying on the right path on a panel at the Fairfax Juvenile Detention Center, raising money for Redskins Read book drive and visiting hematology patients at a Washington, D.C. Ronald McDonald House... Participated in the inaugural Redskins Golf Classic in 2015... Has a daughter, Jaelle Nicole Breeland... Born Jan. 30, 1992.

## YEAR-BY-YEAR STATS

## DEFENSE

Year	Team	G	GS	Tack	Solo	Sack	INT	PD
2014	Was	16	15	62	53	0	2	14
2015	Was	15	14	81	59	0	2	16
<b>Career</b>		<b>31</b>	<b>29</b>	<b>143</b>	<b>112</b>	<b>0</b>	<b>4</b>	<b>30</b>

\*Tackle stats according to STATS, LLC

## ADDITIONAL

FF-FR: 2-0 in 2014, 3-2 in 2015

## POSTSEASON

Year	Team	G	GS	Tack	Solo	Sack	INT	PD
2015	Was	1	1	7	5	0	0	0
<b>Career</b>		<b>1</b>	<b>1</b>	<b>7</b>	<b>5</b>	<b>0</b>	<b>0</b>	<b>0</b>

## ADDITIONAL POSTSEASON

FF-FR: 1-1 in 2015

## CAREER HIGHS

## SINGLE-GAME

<b>Total Tackles:</b>	13, vs. Tampa Bay (10/25/15)
<b>Solo Tackles:</b>	8, three times, last at Carolina (11/22/15)
<b>Interceptions:</b>	1, four times, last at NY Jets (10/18/15)
<b>Passes Defensed:</b>	4, three times, last vs. NYG (11/29/15)
<b>Forced Fumbles:</b>	1, five times*, last at PHI (12/26/15)
	* Regular season
<b>Fumble Recoveries:</b>	2, at NY Jets (10/18/15)

**34**

# MACK BROWN

**RB****5-11 // 215****1st NFL Season // Florida****DOB: Sept. 24, 1991 // Martin Luther King, Jr. H.S. (Lithonia, Ga.)**

## TRANSACTIONS

Originally entered the NFL with the Houston Texans as a college free agent on May 11, 2015... Waived by the Texans on June 2, 2015... Signed with the Washington Redskins on July 27, 2015... Waived by the Redskins on September 5, 2015... Signed to the Redskins' practice squad on October 20, 2015... Released from the Redskins' practice squad on November 19, 2015... Signed to the Redskins' practice squad on December 10, 2015.

## YEAR-BY-YEAR

### 2015 [TEXANS/REDSKINS]

Joined the Redskins in training camp after entering the league as a college free agent with the Texans... Recorded two different stints on the Redskins' practice squad during the year.

## COLLEGE

Played collegiately at Florida from 2010-14, where he appeared in 49 games with two starts... Gained 805 career yards on 210 rushing attempts with four rushing touchdowns and served as a key member of the Gators' special teams unit... Played in all 12 games as a senior in 2014, gaining 95 yards on 22 carries including a career-long 47-yarder against Eastern Michigan. Earned the Rex Farris Most Team Spirited Award... Led the Gators with 543 rushing yards in 2013, posting team highs in rushing yards in three games (Toledo, Tennessee, LSU)... In 2012, redshirt sophomore season was highlighted by critical carries late against Texas A&M to help run out the clock and preserve a win... Saw action on special teams as well, recording two tackles... Contributed at running back and on special teams in 2011... Earned a redshirt after appearing in two games in 2010.

## PERSONAL

Attended Martin Luther King, Jr. H.S. in Lithonia, Ga., where he rushed for more than 1,700 combined yards and 20 touchdowns across his junior and senior seasons... Named a four-star prospect by both Scout.com and Rivals.com... Ranked as the No. 12 running back in the country by Scout.com... Named to the Top 150 Dream Team by PrepStar Magazine... Participated in the 2010 Under Armour All-American Game... Born Sept. 24, 1991.

**30**

# DAVID BRUTON JR.

**S****6-2 // 225****8th NFL Season // Notre Dame****DOB: July 23, 1987 // Miamisburg (Ohio) H.S.**

## HONOR ROLL

Broncos Walter Payton Man of the Year (2015)  
Three-time Broncos Team Captain (2013, 2014, 2015)

## MILESTONES

NFL debut: 9/13/09 (at CIN)... First NFL start: 12/20/09 (vs. OAK)... First INT: 11/25/12 (at KC, Brady Quinn)... First sack: 9/17/15 (at KC, Alex Smith)... First FF: 12/27/09 (at PHI, Macho Harris)... First FR: 10/24/10 (vs. OAK, Syd'Quan Thompson)

## TRANSACTIONS

Originally selected by the Denver Broncos in the fourth round (114th overall) of the 2009 NFL Draft... Re-signed with the Broncos on March 11, 2013... Signed with the Washington Redskins as an unrestricted free agent on March 15, 2016.

## PRO

Joined the Redskins in free agency during the 2016 offseason... Spent the first seven seasons of his career with Denver from 2009-15, appearing in Super Bowl XLVIII vs. Seattle and contributing to the Broncos' squad that won Super Bowl 50 before suffering a season-ending injury in Week 15 that season... Enters 2016 having previously appeared in 104 career regular season games with eight starts, compiling 114 tackles (92 solo), 16 passes defended, five forced fumbles, three interceptions, three fumbles recovered and one sack. Also appeared in seven postseason games with two starts for Denver.

## YEAR-BY-YEAR

### 2015 (BRONCOS)

Played in 13 games with three starts for the Broncos' world championship squad before suffering a season-ending injury in Week 15. Also named a team captain and the team's Walter Payton Man of the Year... Recorded career-best two passes defended in a start vs. BAL (9/13)... Registered a sack and a forced fumble at KC (9/17)... Intercepted Matthew Stafford in the fourth quarter at DET (9/27)... Notched one solo tackle, one pass defended and one recovered fumble on special teams at OAK (10/11)... Intercepted Josh McCown with 0:53 remaining in the fourth quarter at CLE (10/18)... Played in his 100th career game and finished with four tackles (three solo) vs. KC (11/15)... Led team with a career-high 13 tackles (10 solo) and forced one fumble in his second start of the season at SD (12/6)... Inactive vs. OAK (12/13)... Recorded five solo tackles and one pass defended at PIT (12/20), playing the majority of the game with a broken fibula... Placed on Reserve/Injured list on Dec. 22.

### 2014 (BRONCOS)

Played in 14 regular season games with one start, totaling 21 tackles (16 solo), three passes defended, two forced fumbles, and four special-teams tackles... Named a team captain for second straight season... Rushed for 13 yards on a fake punt at KC (11/30) to earn a first down... Tallied a career-high nine solo tackles and a forced fumble vs. BUF (12/7)... Made his first start of the season vs. OAK (12/28) and totaled four tackles (3 solo) with one pass defended before leaving the game with a concussion.

### 2013 (BRONCOS)

Elected as a team captain prior to the season... Played all 16 regular season games for second straight season... Made a career-high 16 defensive tackles and tied for second on the team with seven special teams stops... Blocked a punt vs. BAL (9/5)... Tied for team lead with a career-high three special-teams stops at NYG (9/15)... Accounted for the game's second-longest play with a 35-yard run on a fake punt vs. JAX (10/13)... Tied for the team lead with five tackles at OAK (12/29)... Appeared in all three playoff games, including Super Bowl XLVIII.

### 2012 (BRONCOS)

Played in all 16 games for the second time in his career and was named a third alternate to the AFC Pro Bowl squad as a special-teamer... Contributed two solo tackles and one interception on defense... Deflected a Shane Lechler punt in the third quarter vs. OAK (9/30)... Recovered an onside kick to seal a victory at CIN (11/4)... Recorded his first career interception at KC (11/25), picking off former Notre Dame and Broncos teammate Brady Quinn to close Denver's win.

### 2011 (BRONCOS)

Appeared in 15 games with one start in the regular season and totaled 13 solo tackles on defense in addition to eight special-teams stops... Started both of Denver's playoff games, tying for the team lead with 15 defensive tackles (11 solo) and adding a pass defended.

### 2010 (BRONCOS)

Played in all 16 games with two starts. Totaled 14 tackles (12 solo) and one pass defended on defense. Finished second on the club with 12 special-teams stops and recovered two fumbles on special teams... Deflected a punt vs. STL (11/28)... Started in Weeks 13-14 in place of injured safety Brian Dawkins.

### 2009 (BRONCOS)

Appeared in 14 games with one start as a rookie and posted five tackles (four solo) along with one pass defended... Made his first career start vs. OAK (12/20) and finished the game with five tackles (four solo) and one pass breakup.

## COLLEGE

Played collegiately at Notre Dame from 2005-08, totaling 214 tackles (138 solo), one sack, seven interceptions, 16 pass breakups, three forced fumbles and three fumble recoveries in 48 games with 24 starts... Saw extensive action on special teams, appearing in 596 career special-teams plays during his time at Notre Dame... Started all 13 games as a senior team captain and totaled 97 tackles (61 solo), four interceptions, 10 pass breakups, two forced fumbles and two fumble recoveries to earn honorable mention All-America honors from The NFL Draft Report. Led Notre Dame with four interceptions and ranked second on the team with 97 tackles that marked the third-best single-season total by a defensive back in school annals... Played 12 games (11 starts) as a junior for Notre Dame and led the team with three interceptions.

## PERSONAL

Attended Miamisburg (Ohio) H.S., where he totaled 112 tackles, 11 interceptions and 470 receiving yards during his final two seasons... Earned All-Division I-II and All-Area honors from the Dayton Daily News as well as all-district accolades as a senior after posting 54 tackles and three interceptions... Received all-conference honors and was a special mention All-Southwest Ohio selection as a junior, posting 58 tackles and eight interceptions that year... Majored in both political science and sociology at Notre Dame... Worked as a substitute teacher in his hometown of Miamisburg during the 2011 offseason... Full name: David Lee Bruton... Last name pronounced "BRUTE-in"... Born July 23, 1987.

## COMMUNITY

Was extremely active in the Denver community in his seven seasons with Broncos from 2009-15... Earned the Broncos' Walter Payton Man of the Year award during the team's Super Bowl season in 2015... Founded the "Bruton's Books" program, partnering with Mile High United Way to help tackle reading. The foundation helps low-income children in grades K-3 become strong readers through the Mile High United Way Colorado Reading Corps program and by providing books to underfunded schools, libraries and classrooms... Served as the Western Dairy Fuel Up to Play 60 spokesperson for Denver, helping educate students on how to lead healthier lives... Also regularly participated in Broncos charitable events, including Drive for Life, Hometown Huddle, Taste of the Broncos and events with the Boys & Girls Clubs of Metro Denver.

## YEAR-BY-YEAR STATS

## DEFENSE

Year	Team	G	GS	Tack	Solo	Sack	INT	PD
2009	Den	14	1	5	4	0	0	1
2010	Den	16	2	14	12	0	0	1
2011	Den	15	1	13	13	0	0	3
2012	Den	16	0	2	2	0	1	1
2013	Den	16	0	16	14	0	0	0
2014	Den	14	1	21	16	0	0	3
2015	Den	13	3	43	31	1	2	7
<b>Career</b>		<b>104</b>	<b>8</b>	<b>114</b>	<b>92</b>	<b>1</b>	<b>3</b>	<b>16</b>

\*Tackle stats according to STATS, LLC

## ADDITIONAL

FF-FR: 1-0 in 2009, 0-2 in 2010, 2-0 in 2014, 2-1 in 2015

Rushing: 2 att. for 48 yds. (35-yd rush in '13, 13-yd rush in '14)

## POSTSEASON

Year	Team	G	GS	Tack	Solo	Sack	INT	PD
2011	Den	2	2	15	11	0	0	1
2012	Den	1	0	0	0	0	0	0
2013	Den	3	0	1	1	0	0	0
2014	Den	1	0	3	3	0	0	0
<b>Career</b>		<b>7</b>	<b>2</b>	<b>19</b>	<b>15</b>	<b>0</b>	<b>0</b>	<b>1</b>

## CAREER HIGHS

## SINGLE-GAME

<b>Total Tackles:</b>	13, at San Diego (12/6/15)
<b>Solo Tackles:</b>	10, at San Diego (12/6/15)
<b>Interceptions:</b>	1, three times, last at Cleveland (10/18/15)
<b>Passes Defensed:</b>	2, twice, last at Cleveland (10/18/15)
<b>Forced Fumbles:</b>	1, five times, last at San Diego (12/6/15)
<b>Fumble Recoveries:</b>	1, three times, last at Oakland (10/11/15)

**89**

# DEREK CARRIER

**TE****6-4 // 248****4th NFL Season // Beloit****DOB: July 25, 1990 // Edgerton (Wisc.) H.S.**

## MILESTONES

NFL debut: 11/17/13 [at NO]... Redskins debut: 9/13/15 (vs. MIA)... First NFL start: 9/21/14 [at ARI]... First reception: 9/14/14 (vs. CHI, 22 yards from Colin Kaepernick)... First receiving TD: 10/11/15 [at ATL, 7 yards from Kirk Cousins]

## TRANSACTIONS

Originally entered the NFL with the Oakland Raiders as a college free agent on May 11, 2012... Waived by the Raiders on August 31, 2012... Signed to the Philadelphia Eagles' practice squad on September 11, 2012... Re-signed with the Eagles on December 31, 2012... Waived by the Eagles on August 25, 2013... Signed to the San Francisco 49ers' practice squad on September 3, 2013... Signed to the 49ers' active roster on November 16, 2013... Traded to the Washington Redskins on August 21, 2015.

## PRO

Joined the Redskins via trade during the 2015 preseason... Enters 2016 having previously caught 26 passes for 246 yards with one touchdown in 28 career games with 13 starts.

## YEAR-BY-YEAR

### 2015 (49ERS/REDSKINS)

Joined the Redskins via trade during the preseason and started all 12 games in which he appeared. Finished the season with 17 receptions for 141 yards with one receiving touchdown... Made Redskins debut in Week 1 vs. MIA (9/13), catching two passes for eight yards... Earned second straight start in a two-tight-end set vs. STL (9/20), contributing to the team's 182 rushing yards... Started in a three-tight-end set and contributed on offense and special teams at NYG (9/24)... Caught two passes for 18 yards vs. PHI (10/4)... Started in place of an injured Jordan Reed at ATL (10/11), catching two passes for 27 yards including a seven-yard touchdown in the second quarter and a 20-yard gain on the game-tying drive at the end of regulation... Started in place of Reed at NYJ (10/18) and posted career highs in receptions (four) and receiving yards (39)... Caught two passes for 15 yards in the largest comeback win (24 points) in team history vs. TB (10/25)... Played on offense and special teams at NE (11/8)... Started and caught a 14-yard pass in a win vs. NO (11/15)... Recorded two receptions for seven yards at CAR (11/22)... Caught one pass for six yards in a win vs. NYG (11/29) prior to exiting the game with an Achilles injury... Inactive vs. DAL (12/7)... Caught one pass for seven yards in a win at CHI (12/13) before leaving the game with a knee injury... Placed on Reserve/Injured list on Dec. 15.

### 2014 (49ERS)

Played in 11 games with one start, recording nine receptions for 105 yards and adding a two-yard rushing attempt... Notched his first career reception on a 22-yard pass from Colin Kaepernick vs. CHI (9/14). Finished the game with three receptions for 41 yards... Made first career start at ARI (9/21)... Placed on Reserve/Injured list on Nov. 27.

### 2013 (49ERS)

Played in five games, making his NFL debut at NO (11/17).

## 2012 (RAIDERS/EAGLES)

Spent the offseason with the Raiders as a college free agent before being waived prior to the season... Spent the entire season on the Eagles' practice squad after signing with the team on Sept. 11.

## COLLEGE

Attended Beloit College in Wisconsin, where he played in 39 games for the Buccaneers, earning All-Midwest Conference honors twice... Named Wisconsin Football Coaches Association Private College Player as a senior... Set school records in receptions (189), receiving yards (3,111) and receiving touchdowns (29). Also added seven carries for 42 yards and two rushing touchdowns... As a senior, played in 10 games and notched 75 receptions for 1,250 yards and 12 touchdowns in addition to six carries for 39 yards and two rushing touchdowns... As a junior, appeared in 10 games and tallied 64 receptions for 1,044 yards and 12 touchdowns, breaking the school record for receiving touchdowns in a single season... In 2009, played in 10 games and registered 34 receptions for 600 yards and four touchdowns... Played in nine games and recorded 16 receptions for 217 yards and one touchdown as a freshman... Played two years of basketball, starting in 21 games and averaging 8.3 points per game.

## PERSONAL

Attended Edgerton (Wisc.) H.S... Spent a summer in college interning with the Chicago Bulls' strength and conditioning department, with aspirations of one day working in physical therapy... Named to the Beloit College dean's list six straight semesters... Majored in health and society... Visited Haiti in conjunction with Convoy of Hope, working together to teach healthy eating habits and sustainable agriculture techniques to local families... Born July 25, 1990.

## YEAR-BY-YEAR STATS

### RECEIVING

Year	Team	GP	GS	Rec	Yds	Avg	Lg	TD
2013	SF	5	0	0	0	0	0	0
2014	SF	11	1	9	105	11.7	23	0
2015	Was	12	12	17	141	8.3	20	1
<b>Career</b>		<b>28</b>	<b>13</b>	<b>26</b>	<b>246</b>	<b>9.5</b>	<b>23</b>	<b>1</b>

### RUSHING

Year	Team	GP	GS	Att	Yds	Avg	Lg	TD
2013	SF	5	0	0	0	0	0	0
2014	SF	11	1	1	2	2.0	2	0
2015	Was	12	12	0	0	0	0	0
<b>Career</b>		<b>28</b>	<b>13</b>	<b>1</b>	<b>2</b>	<b>2.0</b>	<b>2</b>	<b>0</b>

### ADDITIONAL

Fumbles-Lost: 1-0 in 2014

## CAREER HIGHS

### SINGLE-GAME

**Receptions:** 4, at NY Jets (10/18/15)  
**Receiving Yards:** 41, vs. Chicago (9/14/14)  
**Receiving TD:** 1, at Atlanta (10/11/15)



**69**

# TAKOBY COFIELD

**T****6-4 // 315****1st NFL Season // Duke****DOB: Jan. 22, 1992 // Tarboro (N.C.) H.S.**

## TRANSACTIONS

Originally entered the NFL with the Washington Redskins as a college free agent on May 8, 2015... Waived on September 5, 2015... Signed to the Redskins' practice squad on September 6, 2015.

## YEAR-BY-YEAR

### 2015 (REDSKINS)

Spent the season on the team's practice squad.

## COLLEGE

Played collegiately at Duke, where he played in 51 career games, starting the final 42 consecutive contests at left tackle... As a senior in 2014, earned third-team All-ACC honors after starting all 13 games for an offense that ranked first in the ACC in sacks allowed per passing attempt and second in sacks allowed per game... Started all 14 games as a junior in 2013, helping Duke set school single-season records for first downs, offensive yards and points... In 2012, started all 13 games as a sophomore and helped the Blue Devils become the second team in ACC history to have two 1,000-yard receivers in the same season... Played in 10 games with two starts as a freshman in 2011... Redshirted in 2010.

## PERSONAL

Attended Tarboro (N.C.) H.S., where he helped Tarboro to a three-year record of 36-8, including a 15-1 record and the 2-A state title in 2009... Was a three-year letterman in football in addition to participating in track and field... Was an All-Southern selection by the Orlando Sentinel and first team 2-A all-state pick by NCPreps.com in 2009... Participated in the Shrine Bowl of the Carolinas in 2009... Graduated from Duke in December 2014 with a degree in African and African-American Studies and a minor in education... In May, 2012, joined nine teammates on a mission trip to Langano, Ethiopia for water well-digging project... Son of Ava and Toney Cofield... Born Jan. 22, 1992.

## COMMUNITY

Active in the D.C. area as a rookie in 2015... Paid tribute to active duty members as well as veterans of the armed forces while touring Quantico Marine Base in Prince William County, Va... Visited active-duty service members and Wounded Warriors at the USO Warrior and Family Center in Bethesda, Md. for the second annual Military Appreciation BBQ... Played alongside fans at the inaugural Redskins Golf Classic... Assembled care packages for domestic violence victims at the Fear 2 Freedom event at Redskins Park... Distributed Thanksgiving baskets, including whole turkeys, to 3,000 Prince George's County residents at Harvest Feast.

**51**

# WILL COMPTON

**LB****6-1 // 238****3rd NFL Season // Nebraska****DOB: Sept. 19, 1989 // North County H.S. (Bonne Terre, Mo.)**

## MILESTONES

NFL debut: 12/29/13 [at NYG]... First NFL start: 10/12/14 [at ARI]... First FR: 10/11/15 [at ATL, Matt Ryan]... First sack: 12/26/15 [at PHI, Sam Bradford]... First INT: 1/3/16 [at DAL, Kellen Moore]

## TRANSACTIONS

Originally entered the NFL with the Washington Redskins as a college free agent on May 2, 2013... Waived on August 31, 2013... Signed to the Redskins' practice squad on September 1, 2013... Signed to the Redskins' active roster on December 24, 2013... Re-signed with the Redskins on April 18, 2016.

## PRO

Former college free agent who made his NFL debut in Week 17 of the 2013 season, provided valuable depth in all 16 games in 2014 and blossomed into a productive starter in 2015... Enters 2016 credited by STATS, LLC with 145 tackles (86 solo), one sack, one interception and a fumble recovery in 33 career regular season games with 15 starts.

## YEAR-BY-YEAR

### 2015 (REDSKINS)

Played in all 16 regular season games, making 10 starts, and also started one postseason contest. Compiled 93 tackles (51 solo), one sack, one interception and a fumble recovery during the regular season... Made season debut vs. MIA (9/13)... Posted two tackles (one solo) in relief duty vs. STL (9/20)... Started in place of Perry Riley, Jr. at NYG (9/24), recording 11 tackles (eight solo)... Posted a team-high seven tackles (five solo) in a start vs. PHI (10/4)... Made two solo tackles and recorded his first career fumble recovery at ATL (10/11)... Registered an assisted tackle at NYJ (10/18)... Posted four tackles (two solo) in the largest comeback win (24 points) in team history vs. TB (10/25)... Led team with 10 tackles (four solo) at NE (11/8)... Started and contributed eight tackles (two solo) and a pass defended in a win vs. NO (11/15)... Started and recorded nine tackles (two solo) and a pass defended at CAR (11/22)... Led team with eight tackles (four solo) in a win vs. NYG (11/29)... Tied for team lead with seven tackles (four solo) vs. DAL (12/7)... Recorded four solo tackles in a win at CHI (12/13)... Posted five tackles (one solo) in a win vs. BUF (12/20)... Registered nine tackles (eight solo) and his first career sack in a division-clinching win at PHI (12/26)... Recorded five solo tackles and his first career interception in regular season finale at DAL (1/3)... Led Redskins with 12 tackles (five solo) in postseason debut in NFC Wild Card Round vs. GB (1/10).

### 2014 (REDSKINS)

Appeared in all 16 games, making five starts. Compiled 52 tackles (35 solo) on the year... Played on special teams at HOU (9/7)... Recorded a solo tackle vs. JAX (9/14)... Made a key special teams tackle at PHI (9/21)... Contributed two tackles (one solo) vs. NYG (9/25)... Made two solo tackles vs. SEA (10/6)... Made first career start at ARI (10/12), recording two tackles (both solo)... Started vs. TEN (10/19) and registered six tackles (four solo)... Contributed on defense and special teams in an overtime win at DAL (10/27), adding an assisted tackle... Played on defense and special teams at MIN (11/2)... Contributed an assisted tackle vs. TB

(11/16)... Played on special teams at SF (11/23)... Contributed on defense and special teams at IND (11/30)... Earned third start of the season and posted a then-career-high 14 tackles (nine solo) vs. STL (12/7)... Started at NYG (12/14), finishing second on the team with nine tackles (five solo)... Recorded a career-high 15 tackles (11 solo) in a start vs. PHI (12/20)... Played on defense and special teams vs. DAL (12/28).

### 2013 (REDSKINS)

Spent the first 16 weeks of the season on the team's practice squad... Signed to the team's active roster in Week 17... Made NFL debut on special teams at NYG (12/29).

## COLLEGE

Appeared in 50 games with 37 starts as a linebacker at Nebraska... Finished career with 247 tackles, ranking 12th at Nebraska all-time in that category... Two-time All-Big Ten selection... Finished career with four fumble recoveries, one interception returned for a touchdown, 5.0 sacks and 14.5 tackles for a loss... In 2012, named to the All-Big Ten team after recording a team-high three fumble recoveries and 110 tackles as a senior... Returned an interception 24 yards for a touchdown and had 3.0 sacks... In 2011, recorded 82 tackles and seven tackles for a loss, earning an All-Big Ten selection... In 2010, had 15 tackles and one sack in nine games... As a redshirt freshman in 2009, won the starting linebacker job and earned freshman All-Big 12 honors... Helped Nebraska lead the nation in scoring defense with 40 tackles and half a sack... Redshirted in 2008.

## PERSONAL

Attended North County H.S. in Bonne Terre, Mo... Was a four-star recruit and ranked the No. 3 player in the state of Missouri by Rivals.com... Ranked the No. 13 middle linebacker in the nation by Scout.com... As a senior, registered 107 tackles, 4.0 sacks, two interceptions, one forced fumble and one recovered fumble... On offense, had 500 rushing yards, 1,000 all-purpose yard and 14 touchdowns... Received first-team all-state honors from Missouri Sportswriters and Broadcasters Association... As a junior, recorded 71 tackles and an interception, earning all-district and all-conference honors... Finishing with 455 rushing yards and 855 receiving yards, earning first-team all-state honors as a receiver... In 2015, participated in the Draft Day Party and the All-Star Survivors Celebration... In 2014, participated in the Get the Ball Rolling Flag Football Experience with 120 middle school students at Redskins Park and played video games with active military members stationed overseas during a Redskins Salute: Pros vs. GI Joes event... Was a business administration major... Born Sept. 19, 1989.

## YEAR-BY-YEAR STATS

## DEFENSE

Year	Team	G	GS	Tack	Solo	Sack	INT	PD
2013	Was	1	0	0	0	0	0	0
2014	Was	16	5	52	35	0	0	0
2015	Was	16	10	93	51	1	1	3
<b>Career</b>		<b>33</b>	<b>15</b>	<b>145</b>	<b>86</b>	<b>1</b>	<b>1</b>	<b>3</b>

\*Tackle stats according to STATS, LLC

## ADDITIONAL

FF-FR: 0-1 in 2015

## POSTSEASON

Year	Team	G	GS	Tack	Solo	Sack	INT	PD
2015	Was	1	1	12	5	0	0	0
<b>Career</b>		<b>1</b>	<b>1</b>	<b>12</b>	<b>5</b>	<b>0</b>	<b>0</b>	<b>0</b>

## CAREER HIGHS

## SINGLE-GAME

**Total Tackles:** 15, vs. Philadelphia (12/20/14)

**Solo Tackles:** 11, vs. Philadelphia (12/20/14)

**Sacks:** 1, at Philadelphia (12/26/15)

**Interceptions:** 1, at Dallas (1/3/16)

**Fumble Recoveries:** 1, at Atlanta (10/11/15)

**8**

# KIRK COUSINS

**QB****6-3 // 210****5th NFL Season // Michigan State****DOB: Aug. 19, 1988 // Holland (Mich.) Christian H.S.**

## HONOR ROLL

2015 PFWA Co-Most Improved Player  
NFL Top 100 Players [No. 85 in 2015]

## MILESTONES

NFL debut: 10/7/12 (vs. ATL)... First start: 12/16/12 (at CLE)... First win as starter: 12/16/12: (at CLE, 38-21)... First fourth-quarter comeback win: 12/9/12 (vs. BAL, 31-28 in OT)... First completion: 10/7/12 (vs. ATL, 4 yards to Joshua Morgan)... First passing TD: 10/7/12 (vs. ATL, 77 yards to Santana Moss)... First multi-passing TD game: 12/16/12 (at CLE, 2)... First 300-yard passing game: 12/16/12 (at CLE, 329 yards)... First 400-yard passing game: 9/21/14 (at PHI, 427 yards).

## TRANSACTIONS

Originally selected by the Washington Redskins in the fourth round (102nd overall) of the 2012 NFL Draft... Signed franchise tender on March 3, 2016.

## PRO

Enters 2016 having appeared in 30 regular season games (25 starts) and two postseason games (one start)... Breakout star of 2015 NFC East title-winning season who earned 2015 PFWA Co-Most Improved Player honors after setting single-season team records for attempts (543), completions (379), passing yards (4,166) and 300-yard passing games (seven)... Was part of quarterback duo in 2012 that made the Redskins the first team since the 1970 AFL-NFL merger to have two different rookie quarterbacks (Cousins and Robert Griffin III) lead fourth-quarter comeback wins in the same season and the first team in history with two rookie quarterbacks with 300-yard passing games in a single season.

## YEAR-BY-YEAR

### 2015 (REDSKINS)

Started all 16 games and one postseason game after being named the starter in late August. Completed 379-of-543 passes (69.8 percent) for 4,166 yards with 29 touchdowns and 11 interceptions for a passer rating of 101.6 in the 2015 regular season and set single-season team records for attempts (543), completions (379), passing yards (4,166) and 300-yard passing games (seven)... Shared PFWA Co-Most Improved Player honors with Panthers CB Josh Norman. Twice earned NFC Offensive Player of the Week honors (Weeks 7 and 10) and was named NFC Offensive Player of the Month in December... His 29 passing touchdowns tied Joe Theismann (29 in 1983) for the second-most in a season in team history. Became the first player in team history to throw a touchdown in all 16 games in a season since the adoption of the 16-game schedule in 1978 and was one of only two NFL quarterbacks to throw a touchdown pass in all 16 regular season games in 2015 (Russell Wilson)... Became the first Redskins quarterback to lead the NFL in completion percentage since Sonny Jurgensen in 1970. Also completed 74.7 percent of his pass attempts in home games, the highest home completion percentage in a season in NFL history, surpassing Jim Harbaugh's 74.3 percent with the Indianapolis Colts in 1997... 117.0 passer rating in home games was

the best by a Redskins quarterback since at least 1950, surpassing the 111.8 mark set by Jurgensen in 1970... Became the 12th Redskins quarterback (and the first since 2009) to start all 16 games in a season since the NFL adopted the 16-game schedule in 1978... Started vs. MIA (9/13) and completed 21-of-31 passes for 196 yards with one touchdown... Started vs. STL (9/20), completing 23-of-27 passes for 203 yards and a touchdown in a Week 2 win... Started at NYG (9/24), completing 30-of-49 attempts for 316 yards with one touchdown... Recorded 31 completions on 46 attempts for 290 yards with one touchdown and no interceptions vs. PHI (10/4) in addition to scoring his first career rushing touchdown. Engineered a 15-play, 90-yard drive culminating with a four-yard touchdown pass to Pierre Garçon to complete his first fourth-quarter come-from-behind victory as a starter... Completed 21-of-32 passes for 219 yards with a touchdown and two interceptions at ATL (10/11), forcing overtime with a four-play, 46-yard drive in 24 seconds to set up a Dustin Hopkins game-tying field goal... Completed 25-of-43 passes for 196 yards with one touchdown and two interceptions at NYJ (10/18)... Completed 33-of-40 passes for 317 yards with three touchdowns and no interceptions, and also rushed three times for 15 yards with a rushing touchdown in the largest comeback win (24 points) in team history vs. TB (10/25). Earned NFC Offensive Player of the Week honors for the performance, as his career-high 33 completions tied Jason Campbell's franchise record (Nov. 18, 2007 against Dallas). Became the first Redskins quarterback to record at least three passing touchdowns and at least one rushing touchdown in a single game since Trent Green on Nov. 22, 1998. Also became the first Redskins quarterback since 1960 to record three 30-completion games in a single season. According to the Elias Sports Bureau, became the first player to throw game-winning passes in the final 30 seconds of the fourth quarter twice in the same calendar month since Drew Bledsoe in December 2005... Completed 22-of-40 passes for 217 yards with one touchdown at NE (11/8)... Completed 20-of-25 passes for 324 yards with a career-high four touchdowns and no interceptions for a passer rating of 158.3 in a 47-14 rout vs. NO (11/15). Earned NFC Offensive Player of the Weeks honors, as his perfect passer rating was the Redskins' first among quarterbacks with at least 20 attempts in records available dating back to 1950. Became the first Redskins quarterback to pass for at least 300 yards and post a rating of at least 150.0 in a game since Pro Football Hall of Famer Sammy Baugh on Oct. 31, 1948... Completed 22-of-30 passes (73.3 percent) for 207 yards with one touchdown and one interception at CAR (11/22)... Completed 20-of-29 passes for 302 yards with one touchdown and no interceptions for a passer rating of 114.4 in a win vs. NYG (11/29). Also added a rushing touchdown... Completed 22-of-31 passes for 219 yards with one touchdown and no interceptions for a passer rating of 101.4 vs. DAL (12/7)... Completed 24-of-31 passes for 300 yards with one passing touchdown, one rushing touchdown and one interception with a passer rating of 104.2 in a win at CHI (12/13)... Completed 22-of-28 passes for 319 yards and tied his career high with four passing touchdowns and added a 13-yard rushing touchdown in a win vs. BUF (12/20). His sixth 300-yard passing game of the season broke team record (Sonny Jurgensen in 1967, Jay Schroeder in 1986 and Mark Rypien in 1989 all had five). With his 14th completion of the day broke the Redskins' franchise record for pass completions in a single season (327, Jason Campbell in 2009). Became only the fourth Redskins quarterback since 1950 to record at least four passing touchdowns and a rushing touchdown

in a single game, joining Trent Green (Nov. 22, 1998 vs. Arizona), Rypien (Nov. 10, 1991 vs. Atlanta) and Norm Snead (Oct. 28, 1962 at the New York Giants). Finished regular season home slate having thrown 232 consecutive pass attempts at home without an interception dating back to Week 1, the longest such home streak in team history according to the Elias Sports Bureau... Completed 31-of-46 passes for 365 yards with four touchdowns and zero interceptions with a passer rating of 120.3 in a division-clinching win at PHI (12/26). Added to his single-season team records in 300-yard passing games [seven]. Was his third four-touchdown game of the season, tying Jurgensen (three in 1964 and 1967) for the most in a single season by a Redskins quarterback since 1960. Tied Robert Griffin III for the longest streak of 100.0-plus passer rating games [five in 2012] by a Redskins quarterback since 1960... Completed 12-of-15 passes for 176 yards with three touchdowns and no interceptions for a passer rating of 155.1 in regular season finale at DAL (1/3) before exiting in the second quarter. Became the first player in team history to throw three touchdowns in the first quarter of a game. Broke Jay Schroeder's team record for passing yards in a single season (4,109 in 1986) on a 28-yard pass to wide receiver Jamison Crowder. Extended his streak of games with a touchdown pass to 16, passing Joe Theismann (15 in 1982-83) for sole possession of the second-longest streak in team history and becoming the first player in team history to throw a touchdown in all 16 games in a season since the adoption of the 16-game schedule in 1978. Was his sixth consecutive game with a passer rating of 100.0 or better, the longest streak by a Redskins quarterback in records available back to 1960. Earned NFC Offensive Player of the Month for December... Completed 29-of-46 passes for 329 yards with one passing touchdown and one rushing touchdown in his first postseason start in NFC Wild Card Round vs. GB (1/10). Became the first Redskins quarterback to throw for a touchdown and run for a touchdown in a single postseason game. Also tied Todd Collins' franchise record for completions in a postseason game (29, NFC Wild Card Round at Seattle on Jan. 5, 2008).

#### 2014 (REDSKINS)

Set career highs in games played [six], games started [five], pass attempts [204], completions [126], passing yards [1,710], passing touchdowns [10] and rushing attempts [seven] in 2014... Active but did not play at HOU (9/7)... Entered in relief vs. JAX (9/14) and completed 22-of-33 passes of 250 yards with two touchdowns and a 109.4 passer rating en route to a 41-10 win. Completed his first 12 passes, the longest consecutive completion streak of his career, exceeding his 10 consecutive completions vs. DAL in 2013... Started at PHI (9/21) and completed 30-of-48 passes for 427 yards with three touchdowns and a passer rating of 103.4. Recorded career highs in completions [30], passing yards [427] and passing touchdowns [three]. Was the first 400-yard passing day of his career and the first by a Redskins quarterback since Donovan McNabb vs. Houston on Sept. 19, 2010 (426). Earned FedEx Air Player of the Week honors for his performance... Completed 19-of-33 passes for 257 yards with one touchdown and four interceptions in a start vs. NYG (9/25)... Started vs. SEA (10/6) and completed 21-of-36 passes for 283 yards with two touchdowns and no interceptions with a passer rating of 102.0... Started and completed 24-of-38 passes for 354 yards with two touchdowns at ARI (10/12)... Started vs. TEN (10/19) and completed 10-of-16 passes for 139 yards in one half of action... Active but did not play at DAL (10/27)... Inactive at MIN (11/2), vs. TB (11/16), at SF (11/23), at IND (11/30), vs. STL (12/7) and at NYG (12/14)... Active but did not play vs. PHI (12/20) and vs. DAL (12/28).

#### 2013 (REDSKINS)

Appeared in five games, starting the final three of the sea-

son... Active but did not play vs. PHI (9/9), at GB (9/15), vs. DET (9/22), at OAK (9/29), at DAL (10/13) and vs. CHI (10/20)... Completed 5-of-9 passes for 48 yards with two interceptions in reserve at DEN (10/27)... Active but did not play vs. SD (11/3), at MIN (11/7), at PHI (11/17), vs. SF (11/25) and vs. NYG (12/1)... Completed 7-of-16 passes for 59 yards in reserve vs. KC (12/8)... Started at ATL (12/15), completing 29-of-45 passes for 381 yards and three touchdowns, all career highs. Became the first Redskins quarterback in the Super Bowl era to throw for 300 yards in each of his first two career starts, according to the Elias Sports Bureau. Threw for 248 yards in the first half, the most in a first half by a Redskins quarterback since Mark Rypien threw for 259 yards in the first two quarters vs. Atlanta on Nov. 10, 1991... Started and completed 21-of-36 passes for 197 yards with one touchdown and one interception vs. DAL (12/22). Also posted two rushing attempts for 10 yards... Started and completed 19-of-49 passes for 169 yards at NYG (12/29).

#### 2012 (REDSKINS)

Played in three regular season games with one start and saw his first postseason action... Was active but did not play as the second quarterback in a season-opening win at NO (9/9), at STL (9/16), vs. CIN (9/23) and at TB (9/30)... Saw his first action vs. ATL (10/7), entering in relief of the injured Robert Griffin III in the third quarter and completing 5-of-9 passes for 111 yards with a touchdown and two interceptions. His first career pass attempt was a four-yard completion to wide receiver Joshua Morgan. In the fourth quarter, he threw the first touchdown pass of his career, finding Santana Moss for a 77-yard touchdown. With the pass, the Redskins became the first team since the 1941 Chicago Cardinals to have two rookie quarterbacks each throw a touchdown pass of 75+ yards in the same season... Active but did not play vs. MIN (10/14), at NYG (10/21), at PIT (10/28), vs. CAR (11/4), vs. PHI (11/18), at DAL (11/22) and vs. NYG (12/3)... Led the first fourth-quarter comeback of his career, replacing Griffin III in the final two minutes of a win vs. BAL (12/9). Led an eight-point fourth-quarter comeback, making the Redskins the first team since the 1970 AFL-NFL merger to have two different rookie quarterbacks lead fourth-quarter comeback wins in the same season. Hit Pierre Garçon for an 11-yard touchdown and then converted the game-tying two-point conversion on a quarterback draw, marking the first time in team history that the Redskins had scored a two-point conversion to send a game to overtime. The comeback was named the NFL GMC Never Say Never Moment of the Week... Made his first career start in a win at CLE (12/16), completing 26-of-37 passes for 329 yards with two touchdowns, all career highs. He and Griffin III became the first duo to each have started a game for the Redskins as rookies in the same season since Heath Shuler and Gus Frerotte in 1994. With Cousins' victory in Week 15 and Griffin III's win in Week 1, the Redskins became the first team in a non-strike season to have two different rookie quarterbacks win their first career starts in the same season since rookies John Elway and Gary Kubiak won their starting debuts with the Denver Broncos in 1983. The game was Cousins' first 300-yard passing performance, as the Redskins became the first team in NFL history to have two different rookie quarterbacks post 300-yard passing games in the same season. Won Pepsi NFL Rookie of the Week and GMC Never Say Never Moment of the Week for his efforts... Active but did not play at PHI (12/23) and vs. DAL (12/30)... Completed three-of-10 passes for 31 yards in relief of an injured Griffin III in the NFC Wild Card Round vs. SEA (1/6).

## COLLEGE


Appeared in 45 games, starting 39 of his last 40 contests, completing 723-of-1,128 passes (64.1 percent) for 9,131 yards, 66 touchdowns and 30 interceptions... Gained 9,004 yards on 1,239 plays, an average of 7.3 yards per snap and 200.1 yards per game... Graduated as the school record-holder with 66 career touchdown passes, topping the previous mark of 61 by Jeff Smoker (2000-03)... Exited Michigan State ranking tenth on the Big Ten Conference all-time touchdown passes list (66)... His 25 touchdown passes in 2011 broke the old school season record of 22 by Drew Stanton in 2005... Threw for at least two touchdowns in 19 starts... Set school record for career pass completions (723)... His 34 completions vs. Notre Dame in 2011 were one shy of Smoker's school single-game record (35 vs. Ohio State in 2003)... One of seven players in school history to complete at least 60 percent of his passes for MSU, as his pass completion percentage of 64.1 was second in school history and tied for seventh in Big Ten Conference history... Established a Michigan State career-record with a 146.1 pass efficiency rating, topping the old mark of 142.3 by Gene Glick (1946-49)... Broke school record with 9,004 yards in total offense for his career... Was only the second player in Spartan history to be named team captain as a sophomore and the first since 1949... Set the school career record with 26 games throwing for at least 200 yards... As of 2011, was one of only 16 players in the history of the university to earn Academic All-Big Ten Conference honors all four seasons.

## COMMUNITY

Has used his platform to improve the lives of people in the D.C. area and worldwide... Worked closely with International Justice Mission in 2015, selling "You Like That!" T-shirts to benefit the human rights organization that rescues victims of violence, sexual exploitation, slavery and human trafficking. Proceeds from shirt sales resulted in more than \$40,000 for the organization... Distributed hats and coats as part of the Share the Warmth event presented by Macy's and acted as a celebrity waiter at a special dinner event to raise money for Ryan Kerrigan's Blitz for the Better foundation in 2015. Also played alongside fans at the inaugural Redskins Golf Classic... In 2014, volunteered at Tyler's Kids Outreach Football Camp and Extreme Recess events at Redskins Park... Waited tables at Ryan Kerrigan's 2014 Blitz for the Better Foundation fundraising events. Also helped raise funds for breast cancer research and services for the American Cancer Society at the SACK Cancer Gala in 2014... Frequently serves as a guest speaker at churches around the country... Has fostered dogs from the "Doodle Rescue" and "Friends of Homeless Animals" organizations, giving homeless dogs a home until they find permanent families... Annually holds a summer youth football camp in his hometown [more information at KirkCousins.org].

## PERSONAL

In the 2013 offseason, published his first book, "Game Changer: Faith, Football, & Finding Your Way"... Attended Holland (Mich.) Christian H.S., where he lettered in football, baseball and basketball... Earned All-Ottawa-Kent Conference honors as a quarterback for the football team, as a pitcher for the baseball squad and as a shooting guard for basketball... Was a three-star prospect by Rivals.com, which rated him Michigan's 27th-best overall prospect... Finished prep career completing 198-of-366 passes for 3,204 yards, 40 touchdowns and 18 interceptions in 16 games, with at least three touchdown passes in nine of those contests... In 2006, was an all-state and academic all-state honorable mention choice by the Michigan High School Football Coaches Association, as he went on to set 35 school game-, season- and career-records en route to garnering Area Player of the Year accolades... That season, he completed 130-of-231 throws (.563) for 2,088 yards, 28 touchdowns and 10 interceptions as a senior, leading the Maroons to a program-best 7-3 record while qualifying for the playoffs for the first time in school history... Graduated from Michigan State in December 2011 with a 3.68 grade point average, majoring in Kinesiology... Participated in the Spartan Buddies program, volunteering in the pediatric ward at Sparrow Hospital in Lansing and in the Athletes in Action sports ministry... Served as the color analyst on the Big Ten Network broadcast of Michigan State's Green-White Spring Game from 2013-15... Son of MaryAnn and Don Cousins... Father is a minister and mother is a flight attendant... Brother, Kyle, lettered four times as a pitcher at Calvin College (Grand Rapids, Mich.)... Married his wife, Julie, in the 2014 offseason... Born Aug. 19, 1988.



## CAREER HIGHS

## SINGLE-GAME

<b>Pass Attempts:</b>	49, twice, last at NY Giants (9/24/15)
<b>Pass Completions:</b>	33, vs. Tampa Bay (10/25/15)
<b>Yards Passing:</b>	427, at Philadelphia (9/21/14)
<b>Long (Passing):</b>	81t, at Philadelphia (9/21/14)
<b>Passing TD:</b>	4, three times, last at PHI (12/26/15)
<b>Passer Rating:</b>	158.3, vs. New Orleans (11/15/15)
<b>Carries:</b>	4, at Chicago (12/13/15)
<b>Rushing Yards:</b>	22, at Cleveland (12/16/12)
<b>Long (Rushing):</b>	17, at Cleveland (12/16/12)
<b>Rushing Touchdowns:</b>	1, five times*, last vs. Buffalo (12/20/15)

\*Regular season

## YEAR-BY-YEAR STATS

## PASSING

Year	Team	G	GS	Att	Comp	Pct	Yds	Yd/A	TD	Int	Lg	Rate
2012	Was	3	1	48	33	68.8	466	9.7	4	3	77t	101.6
2013	Was	5	3	155	81	52.3	854	5.5	4	7	32	58.4
2014	Was	6	5	204	126	61.8	1710	8.4	10	9	81t	86.4
2015	Was	16	16	543	379	69.8	4166	7.7	29	11	78t	101.6
<b>Career</b>		<b>30</b>	<b>25</b>	<b>950</b>	<b>619</b>	<b>65.2</b>	<b>7196</b>	<b>7.6</b>	<b>47</b>	<b>30</b>	<b>81t</b>	<b>91.3</b>

## RUSHING

Year	Team	Att	Yds	Avg	Lg	TD
2012	Was	3	22	7.3	17	0
2013	Was	4	14	3.5	6	0
2014	Was	7	20	2.9	12	0
2015	Was	26	48	1.8	13t	5
<b>Career</b>		<b>40</b>	<b>104</b>	<b>2.6</b>	<b>17</b>	<b>5</b>

## ADDITIONAL

Record as Starter: 11-14 (0.440) career; 11-14 (0.440) with Redskins

Fumbles-Lost: 1-0 in 2012, 3-2 in 2013, 2-2 in 2014, 8-3 in 2015

300-Yard Passing Games: 11 (1 in 2012, 1 in 2013, 2 in 2014, team-record 7 in 2015)

Fourth Quarter Comeback Wins: 3 (12/9/12 vs. BAL; 10/4/15 vs. PHI; 10/25/15 vs. TB)

Overtime Wins: 1 (12/9/12 vs. BAL)

## POSTSEASON STATS

## PASSING

Year	Team	G	GS	Att	Comp	Pct	Yds	Yd/A	TD	Int	Lg	Rate
2012	Was	1	0	10	3	30.0	31	3.1	0	0	15	40.0
2015	Was	1	1	46	29	63.0	329	7.2	1	0	38	91.7
<b>Career</b>		<b>2</b>	<b>1</b>	<b>56</b>	<b>32</b>	<b>57.1</b>	<b>360</b>	<b>6.4</b>	<b>1</b>	<b>0</b>	<b>38</b>	<b>82.4</b>

## RUSHING

Year	Team	Att	Yds	Avg	Lg	TD
2012	Was	1	0	0.0	0	0
2015	Was	2	2	1.0	3t	1
<b>Career</b>		<b>3</b>	<b>2</b>	<b>0.7</b>	<b>3t</b>	<b>1</b>

## ADDITIONAL

Record as Starter: 0-1

Fumbles-Lost: 1-0 in 2012, 3-1 in 2015

300-Yard Passing Games: 1 (1 in 2015)

**95**

# COREY CRAWFORD

**DE****6-5 // 298****1st NFL Season // Clemson****DOB: Dec. 1, 1991 // G.W. Carver H.S. (Columbus, Ga.)**

## TRANSACTIONS

Originally entered the NFL with the Washington Redskins as a college free agent on May 7, 2015... Waived on September 5, 2015... Signed to the Redskins' practice squad on September 6, 2015.

## YEAR-BY-YEAR

### 2015 (REDSKINS)

Spent the season on the team's practice squad.

## COLLEGE

Played collegiately at Clemson from 2011-14, appearing in 51 games with 35 starts and posting 155 tackles (25.5 for loss), six sacks, one interception, eight pass breakups, two forced fumbles and two fumbles recovered in his career... Played 11 games with 10 starts as a senior in 2014, contributing 27 tackles (seven for loss), two sacks and one pass breakup... Was an Honorable Mention All-ACC selection as a junior in 2013, contributing 52 tackles (10.5 for loss), three sacks, one interception and two forced fumbles in 13 games with 12 starts... Started all 13 games as a sophomore in 2012, posting 47 tackles, (six for loss), one sack and a team-high two fumbles recovered... Appeared in 14 games as a freshman in 2011, adding 29 tackles (two for loss).

## PERSONAL

Attended G.W. Carver H.S. in Columbus, Ga., and also played at Hargrave Military Academy in 2010, where he had four sacks in two games against Fork Union along with an interception and a touchdown off a blocked punt... Rated as the No. 1 prep school player in the nation by 247Sports.com after his season at Hargrave... Named Atlanta Journal-Constitution Defensive Player of the Year and Columbus Ledger Defensive Player of the Year after his senior season at Carver... Ranked the No. 20 defensive end in the nation and No. 30 player in Georgia by Rivals.com... Was first-team AAA all-state by Georgia Sportswriters Association and a first-team all-region selection after posting 87 tackles, 16 sacks, two recovered fumbles, two interceptions and two returns for touchdowns as a senior... Participated in 2015 Senior Bowl... Graduated in December 2014 with a degree in parks, recreation & tourism management... Son of the late Alesia Davis, whom he honored during Clemson's Breast Cancer Awareness week... Born Dec. 1, 1991.

## COMMUNITY

Visited active-duty service members and Wounded Warriors at the USO Warrior and Family Center in Bethesda, Md., for the second annual Military Appreciation BBQ... Paid tribute to active duty members as well as veterans of the armed forces while touring Quantico Marine Base in Prince William County, Va... Assembled care packages for domestic violence victims at the Fear 2 Freedom event at Redskins Park... Played alongside fans at the inaugural Redskins Golf Classic.



**80**

# JAMISON CROWDER

**WR****5-8 // 182****2nd NFL Season // Duke****DOB: June 17, 1993 // Monroe (N.C.) H.S.**

## MILESTONES

NFL debut: 9/13/15 (vs. MIA)... First reception: 9/13/15 (vs. MIA, caught for no gain from Kirk Cousins)... First rush: 9/13/15 (vs. MIA, 2 yards)... First receiving TD: 11/15/15 (vs. NO, 11 yards from Kirk Cousins)... First 100-yard receiving game: 1/3/16 (at DAL, 109 yards)

## TRANSACTIONS

Originally selected by the Washington Redskins in the fourth round (105th overall) of the 2015 NFL Draft.

## PRO

Enters 2016 having previously appeared in 16 games with six starts as a rookie in 2015, as he recorded 59 receptions for 604 yards with two receiving touchdowns in his first NFL season... Franchise record holder for receptions by a rookie (59 in 2015).

## YEAR-BY-YEAR

### 2015 (REDSKINS)

Played in all 16 games as a rookie, making six starts. Set Redskins rookie record with 59 receptions on the season, gaining 604 yards with two receiving touchdowns... Also gained 158 yards on 30 punt returns during the year... Made NFL debut vs. MIA (9/13), returning two punts for 23 yards (11.5 avg.), rushing once for two yards and catching a pass for no gain... Caught one pass for seven yards vs. STL (9/20)... Recorded then-career highs in receptions (six) and receiving yards (45) at NYG (9/24)... Posted then-career highs in receptions (seven) and receiving yards (65) vs. PHI (10/4), becoming the first Redskins rookie to lead the team in receiving yards in a game since tight end Jordan Reed in Week 8 of the 2013 season... Earned first career start at ATL (10/11), notching career highs in receptions (eight) and receiving yards (87) for a third straight week... Caught four passes for 40 yards at NYJ (10/18)... Started and gained 48 yards on five receptions in the largest comeback win (24 points) in team history vs. TB (10/25)... Gained 50 yards on a team-high six receptions at NE (11/8)... Recorded his first career touchdown on an 11-yard pass from Kirk Cousins in win vs. NO (11/15). Finished the game with 60 yards on four receptions... Caught one pass for five yards at CAR (11/22)... Caught two passes for 12 yards and also recorded a career-long 16-yard punt return in a win vs. NYG (11/29)... Gained 29 yards on three receptions vs. DAL (12/7)... Caught one pass for 13 yards in a win at CHI (12/13)... Gained 21 yards on three receptions in a win vs. BUF (12/20)... Caught two passes for 13 yards in a division-clinching win at PHI (12/26). Also recorded his second two-point conversion of the season, tying Darnerien McCants (two in 2003) for the most in a single season in team history... Caught five passes for a career-high 109 receiving yards, his first career 100-yard receiving game, in regular season finale at DAL (1/3). Finished season with 59 receptions, passing Art Monk (58 in 1980) for the most by a rookie in team history and the second-most by a member of the Redskins in his first NFL season, trailing Gary Clark (72 in 1985). Recorded his second receiving touchdown of the season in the first quarter, becoming the first Redskins rookie wide receiver with multiple receiving touchdowns in a season since Rod Gardner in 2001... Caught three passes for 15 yards in NFC Wild Card

Round vs. GB (1/10).

## COLLEGE

Played collegiately at Duke from 2011-14, catching 283 passes for 3,641 receiving yards and 23 receiving touchdowns in 52 games with 40 starts. Also rushed 21 times for 135 yards and one touchdown, returned 44 kickoffs for 930 yards and returned 65 punts for 869 yards and four punt return touchdowns... Amassed 5,575 career all-purpose yards and scored 168 points on 28 touchdowns... Earned first-team All-ACC honors at both receiver and return specialist in 2013 and 2014... Was a six-time ACC Player of the Week selection... Finished career ranking second in Duke history in receiving yards, all-purpose yards, punt return yards, and third in touchdown receptions... Served as team captain as a senior in 2014, starting all 13 games and catching 85 passes for 1,044 yards with six receiving touchdowns and returning 22 punts for 280 yards with two punt return touchdowns... Set an ACC record with 108 receptions in 2013.

## PERSONAL

Attended Monroe (N.C.) H.S., where he helped Monroe to a three-year record of 29-10 with three state playoff berths... Rushed for 641 yards and 11 touchdowns as a senior, also catching 41 passes for 790 yards and nine touchdowns in addition to posting four returns for scores... Was a 2010 first-team all-state (1A) choice by NCPreps.com and the Rocky River Conference Offensive Player of the Year... Participated in the 74th annual Shrine Bowl of the Carolinas played in December 2010... Also participated in basketball and track and field. Helped Monroe to a 32-1 record and the 2010 1A state basketball championship... Graduated from Duke in December, 2014 with a degree in in sociology while minoring in African and African American studies... Son of Brenda and James Crowder... Born June 17, 1993.

## COMMUNITY

In 2015, visited active-duty service members and Wounded Warriors at the USO Warrior and Family Center in Bethesda, Md., for the second annual Military Appreciation BBQ... Assembled care packages for domestic violence victims at the Fear 2 Freedom event at Redskins Park... Played alongside fans at the inaugural Redskins Golf Classic... Welcomed 1,100 children into the Redskins locker room at FedExField to meet Santa and take home toys for Christmas at Skins Santa Shoppe... Played interactive games and had lunch with 500 children and teens at the TAPS Good Grief Camp over 2015 Memorial Day weekend.

## YEAR-BY-YEAR STATS

## RECEIVING

Year	Team	GP	GS	Rec	Yds	Avg	Lg	TD
2015	Was	16	6	59	604	10.2	44	2
<b>Career</b>		<b>16</b>	<b>6</b>	<b>59</b>	<b>604</b>	<b>10.2</b>	<b>44</b>	<b>2</b>

## RUSHING

Year	Team	GP	GS	Att	Yds	Avg	Lg	TD
2015	Was	16	6	2	2	1	2	0
<b>Career</b>		<b>16</b>	<b>6</b>	<b>2</b>	<b>2</b>	<b>1</b>	<b>2</b>	<b>0</b>

## PUNT RETURN

Year	Team	PR	Yds	Avg	Lg	TD
2015	Was	30	158	5.3	16	0
<b>Career</b>		<b>30</b>	<b>158</b>	<b>5.3</b>	<b>16</b>	<b>0</b>

## KICK RETURN

Year	Team	KR	Yds	Avg	Lg	TD
2015	Was	1	13	13	13	0
<b>Career</b>		<b>1</b>	<b>13</b>	<b>13</b>	<b>13</b>	<b>0</b>

## ADDITIONAL

Fumbles-Lost: 3-1 in 2015

Passing: 0-for-1 in 2015

## POSTSEASON STATS

## RECEIVING

Year	Team	GP	GS	Rec	Yds	Avg	Lg	TD
2015	Was	1	1	3	15	5.0	6	0
<b>Career</b>		<b>1</b>	<b>1</b>	<b>3</b>	<b>15</b>	<b>5.0</b>	<b>6</b>	<b>0</b>

## PUNT RETURN

Year	Team	PR	Yds	Avg	Lg	TD
2015	Was	1	5	5.0	5	0
<b>Career</b>		<b>1</b>	<b>5</b>	<b>5.0</b>	<b>5</b>	<b>0</b>

## CAREER HIGHS

## SINGLE-GAME

**Receptions:** 8, at Atlanta (10/11/15)

**Receiving Yards:** 109, at Dallas (1/3/16)

**Receiving TD:** 1, twice, last at Dallas (1/3/16)

**Punt Returns:** 5, vs. St. Louis (9/20/15)

**Punt Return Yards:** 24, vs. NY Giants (11/29/15)

**85**

# VERNON DAVIS

**TE****6-3 // 248****11th NFL Season // Maryland****DOB: Jan. 31, 1984 // Dunbar H.S. (Washington, D.C.)**

## HONOR ROLL

Two-time Pro Bowl selection (2009, 2013 seasons)  
 Second-team All-Pro (2013)  
 NFL Top 100 Players  
 >> No. 88 in 2010, 43 in 2011, 38 in 2012, 51 in 2013

## MILESTONES

NFL debut: 9/10/06 (at ARI)... First NFL start: 9/10/06 (at ARI)... 100th career game: 12/2/12 (at STL)... 100th career start: 12/16/12 (at NE)... First reception: 9/10/06 (at ARI, 31-yard TD from Alex Smith)... First receiving TD: 9/10/06 (at ARI, 31 yards from Alex Smith)... First 100-yard receiving game: 11/8/09 (vs. TEN, 102 yards)... First multi-TD game: 9/27/09 (at MIN, two)... First postseason TD: 1/14/12 (vs. NO, 49 yards from Alex Smith)... First 100-yard postseason game: 1/14/12 (vs. NO)... 50th career receiving TD: 12/1/13 (vs. STL, 17 yards from Colin Kaepernick)

## TRANSACTIONS

Originally selected by the San Francisco 49ers in the first round (sixth overall) of the 2006 NFL Draft... Re-signed with the 49ers on September 11, 2010... Traded to the Denver Broncos on November 2, 2015... Signed with the Washington Redskins as an unrestricted free agent on March 31, 2016.

## PRO

Enters 2016 having previously appeared in 148 regular season games with 140 starts from 2006-15... Recorded 461 receptions for 5,841 yards (12.7 avg.) with 55 receiving touchdowns with the 49ers and Broncos during his first 10 NFL seasons... Joined the Redskins in 2016 offseason with 11 playoff appearances to his credit with nine starts, recording 27 receptions for 600 yards (22.2 avg.) with seven receiving touchdowns in those contests... Enters 2016 ranked seventh all-time among NFL tight ends with 55 career touchdowns. Is also the only tight end in NFL history as of 2015 to post 13 or more receiving touchdowns in multiple seasons... Departed San Francisco as the franchise's all-time tight end leader in receptions (441), receiving yards (5,640) and touchdowns (55).

## YEAR-BY-YEAR

### 2015 (49ERS/BRONCOS)

Recorded 38 catches for 395 yards (10.4 avg.) in 15 games with nine starts with Denver and San Francisco... Caught 18 passes for 194 yards (10.8 avg.) in his first eight games of the season with the 49ers before being traded to Denver on Nov. 2... Made his Broncos debut at IND (11/8)... Started his first game with the Broncos and led with the team with 68 receiving yards on six catches (11.3 avg.) at CHI (11/22)... Tied seven catches for 74 yards (10.6 avg.) vs. OAK (12/13)... Played in Denver's AFC Divisional Playoff Game vs. PIT (1/17) and AFC Championship Game vs. NE (1/24)... Started for the Broncos in Super Bowl 50 victory vs. CAR (2/7).

### 2014 (49ERS)

Started all 14 games in which he played, tallying 26 catches for 245 yards (9.4 avg.) with two touchdowns... Posted season highs in receptions (four), receiving yards (44) and receiving touchdowns (two) in Week 1 win vs. DAL (9/7)...

Passed Brent Jones for the most receptions by a tight end in 49ers' franchise history vs. WAS (11/23).

### 2013 (49ERS)

Selected to second career Pro Bowl after starting all 15 games in which he played plus three postseason contests... Ended the regular season with 52 receptions for 850 yards (16.3 avg.) with 13 touchdowns... Became the only tight end in NFL history to post multiple seasons with 13-plus touchdowns... Named second-team All-Pro... Delivered a career-best receiving game with eight receptions for 180 yards with two touchdowns vs. ARI (10/13)... Posted a touchdown of 60-plus yards in consecutive games in Weeks 5-6 vs. HOU (10/6) and vs. ARI (10/13)... Recorded a career-long streak of consecutive games with a touchdown reception (five) in Weeks 11-15... Held without a touchdown in only four regular season games... Recorded five receptions for 54 yards (10.8 avg.) with two touchdowns in three playoff games, helping the 49ers return to the NFC Championship game for a third straight season.

### 2012 (49ERS)

Played a key role in helping San Francisco to berth in Super Bowl XLVII... Finished the regular season with 41 catches for 548 yards (13.4 avg.) with five touchdowns in 16 starts... Caught four of his five touchdowns in the first three weeks of the season, including a two-touchdown performance vs. DET (9/16)... Tied his 10th career 100-yard outing with five receptions for 106 yards vs. BUF (10/7)... Registered 12 receptions for 254 yards (21.2 avg.) with one touchdown in three postseason games... Posted six receptions for 104 yards (17.3 avg.) in Super Bowl vs. BAL.

### 2011 (49ERS)

Finished the regular season with 67 catches for 792 yards (11.8 avg.) with six touchdowns in 16 starts... Started two postseason games as the 49ers made an NFC Championship game berth... Notched three consecutive 100-yard receiving games in Week 17 and the first two rounds of the playoffs. Stretch included eight catches for 118 yards at STL (1/1), seven catches for 180 yards and two touchdowns in NFC Divisional Round vs. NO (1/14), and three receptions for 112 yards with two touchdowns in NFC Championship vs. NYG (1/22)... Posted 10 receptions for 292 yards (29.2) with four touchdowns in two postseason games — a receiving yardage total that was the most by a tight end in their first two postseason games in NFL history according to the Elias Stats Bureau.

### 2010 (49ERS)

Led San Francisco in receptions (56), receiving yards (914), receiving average (16.3) and touchdowns (seven) during his 16 starts... Recorded season-high eight receptions at SEA (9/12)... Registered a touchdown reception in four straight games across Weeks 4-7... Posted a pair of 100-yard outings vs. PHI (10/10) and at GB (12/5)... Registered 25th career touchdown vs. OAK (10/17).

### 2009 (49ERS)

Selected to his first career Pro Bowl after posting career bests in receptions, yards and touchdowns... Ranked fifth amongst NFL tight ends with 78 receptions for 965 yards (12.4 avg.) with 13 touchdowns... His 13 receiving touchdowns led all tight ends and tied Larry Fitzgerald and Randy Moss for the most in the NFL that season... Opened all 16 games for a second consecutive season... Notched three 100-yard

receiving games and finished with 78 total points... Logged a career-best three touchdowns on seven receptions for 93 yards at HDU (10/25)... Had a touchdown in four straight games in Weeks 11-14... Tied the then-NFL single-season record for touchdown receptions by a tight end at STL (1/3).

#### 2008 [49ERS]

Started all 16 games for the first time in his career and recorded 31 catches for 358 yards (11.5 avg.) with two touchdowns.

#### 2007 [49ERS]

Davis started all 14 games in which he played and finished the season with 52 receptions for 509 yards (9.8 avg.) with four touchdowns.

#### 2006 [49ERS]

Started 8-of-10 games played in his rookie season, missing six games with a knee injury... Finished his rookie campaign with 20 receptions for 265 yards (13.3 avg.) with three touchdowns... Made his first career start and recorded his first career touchdown on his first NFL touch (31-yard reception) at ARI (9/10).

### COLLEGE

Started 17-of-35 games at Maryland, totaling 83 receptions for 1,371 yards (16.5 avg.) with nine touchdowns... Chosen as a finalist for the Mackey Award (nation's top tight end) and named a consensus All-American and All-Atlantic Coast Conference selection following his junior campaign. Recorded 51 catches for 871 yards (17.1 avg.) with six touchdowns that season.

### PERSONAL

Attended Dunbar H.S. in Washington, D.C., where he started at tight end and safety and led his team to a 31-5 record... Chosen as a second-team All-USA selection by USA Today after catching 21 passes for 511 yards (24.3 avg.) with five touchdowns as a senior... Competed in the high jump... Opened an art gallery "Gallery 85" in 2012 and owns a Jamba Juice in Santa Clara... Named an honorary captain of the USA Curling Team at the 2010 Winter Olympics in Vancouver, B.C., attending the matches and serving as a team ambassador to help gain support for the sport... Voted by teammates as the recipient of the Len Eshmont Award in 2009, the 49ers most prestigious annual honor, given to the player who best exemplifies the "inspirational and courageous play"... Younger brother, Vontae, is an NFL cornerback... Born Jan. 31, 1984, in Washington, D.C.

### COMMUNITY

During 2014 holiday season, teamed up with Capes4Heroes, a non-profit organization that designs capes for children with life threatening illnesses, at El Camino Hospital in Mountain View, Calif... Traveled to Afghanistan and Qatar with five fellow NFL players as part of the NFL-USO tour. Stopped at Al Udeid Air Force Base, 40 miles outside of Doha, Qatar, then traveled on to Bagram Air Force Base in Afghanistan... In March 2010, joined his younger brother, Vontae, and six other NFL players on a humanitarian trip to Uganda and Rwanda to distribute 22,000 hearing aids throughout African regions as part of the Pros for Africa organization... Hosted a football and mentoring clinic at Howard University with his brother in 2010... Founded the Vernon Davis Foundation for the Arts to promote art education and art appreciation among youth from disadvantaged backgrounds. The organization provides scholarships to dedicated art students and grants to deserving nonprofit programs.

### YEAR-BY-YEAR STATS

#### RECEIVING

Year	Team	GP	GS	Rec	Yds	Avg	Lg	TD
2006	SF	10	8	20	265	13.3	52t	3
2007	SF	14	14	52	509	9.8	31	4
2008	SF	16	16	31	358	11.5	57	2
2009	SF	16	16	78	965	12.4	73t	13
2010	SF	16	16	56	914	16.3	66t	7
2011	SF	16	16	67	792	11.8	44	6
2012	SF	16	16	41	548	13.4	53	5
2013	SF	15	15	52	850	16.3	64t	13
2014	SF	14	14	26	245	9.4	29t	2
2015	SF/Den	15	9	38	395	10.4	43	0
<b>Career</b>		<b>148</b>	<b>140</b>	<b>461</b>	<b>5841</b>	<b>12.7</b>	<b>73t</b>	<b>55</b>

#### RUSHING

Year	Team	GP	GS	Att	Yds	Avg	Lg	TD
2006	SF	10	8	2	5	2.5	9	0
2007	SF	14	14	0	0	0	0	0
2008	SF	16	16	1	11	11	11	0
2009	SF	16	16	0	0	0	0	0
2010	SF	16	16	0	0	0	0	0
2011	SF	16	16	2	-5	-2.5	-2	0
2012	SF	16	16	0	0	0	0	0
2013	SF	15	15	0	0	0	0	0
2014	SF	14	14	1	4	4	4	0
2015	SF/Den	15	9	0	0	0	0	0
<b>Career</b>		<b>148</b>	<b>140</b>	<b>6</b>	<b>15</b>	<b>2.5</b>	<b>11</b>	<b>0</b>

#### ADDITIONAL

**Fumbles-Lost:** 1-1 in 2006, 1-1 in 2007, 2-1 in 2008, 3-1 in 2011, 1-1 in 2013

**FF-FR:** 0-1 in 2006, 0-1 in 2007, 0-1 in 2008

#### POSTSEASON

Year	Team	GP	GS	Rec	Yds	Avg	Lg	TD
2011	SF	2	2	10	292	29.2	73t	4
2012	SF	3	3	12	254	21.2	44	1
2013	SF	3	3	5	54	10.8	28t	2
2015	Den	3	1	0	0	0	0	0
<b>Career</b>		<b>11</b>	<b>9</b>	<b>27</b>	<b>600</b>	<b>22.2</b>	<b>73t</b>	<b>7</b>

### CAREER HIGHS

#### SINGLE-GAME

**Receptions:** 10, vs. Tennessee (11/8/09)

**Receiving Yards:** 180, vs. Arizona (10/13/13)

**Long (Receiving):** 73t, at St. Louis (1/3/10)

**Receiving TD:** 3, at Houston (10/15/09)

\* All listed career highs for regular season only

# QUINTON DUNBAR

47



CB

6-2 // 203

2nd NFL Season // Florida

DOB: July 22, 1992 // Booker T. Washington H.S. (Miami, Fla.)

## MILESTONES

NFL debut: 10/4/15 (vs. PHI)... First INT: 11/29/15 (vs. NYG, Eli Manning)

## TRANSACTIONS

Originally entered the NFL with the Washington Redskins as a college free agent on May 11, 2015... Waived on September 5, 2015... Signed to the Redskins' practice squad on September 6, 2015... Signed to the Redskins' active roster on September 29, 2015.

## YEAR-BY-YEAR

### 2015 (REDSKINS)

Transitioned from wide receiver to cornerback in training camp, impressing coaches with his length and physicality... Appeared in 11 games with one start, recording 12 tackles (11 solo), five passes defended and an interception. Also made his postseason debut... Spent first three weeks of the season on the practice squad... Signed to active roster in Week 4 and made his NFL debut on special teams vs. PHI (10/4)... Contributed on special teams at ATL (10/11)... Made defensive debut at NYJ (10/18), recording a pass defended, in addition to contributing on special teams... Contributed on defense and special teams vs. TB (10/25)... Played on special teams vs. NE (11/8)... Inactive vs. NO (11/15)... Contributed on defense and special teams at CAR (11/22)... Recorded two solo tackles and the first interception of his career among his career-high two passes defended in a win vs. NYG (11/29)... Posted two solo tackles vs. DAL (12/7) and in a win at CHI (12/13)... Registered a career-high four tackles (three solo) and a pass defended in a win vs. BUF (12/20)... Notched two solo tackles and a pass defended in a division-clinching win at PHI (12/26)... Inactive with quad injury at DAL (1/3)... Compiled a career-high five solo tackles and defended two passes in NFC Wild Card Round vs. GB (1/10).

## COLLEGE

Played wide receiver collegiately at Florida from 2010-14, playing in 49 games with 33 starts and recording 111 career receptions for 1,500 yards with eight touchdowns... As a senior in 2014, started eight of the 11 games in which he appeared, finishing second on the team with 21 receptions for 353 yards with two touchdowns... Started all 12 games as a junior in 2013, ranking second on the team with 40 catches for 548 yards... Played in 13 games, starting eight, as a sophomore in 2012, catching 36 passes for 383 yards and a team-high four touchdown receptions... As a freshman in 2011, started five of the 12 games in which he played, recording 14 receptions for 216 yards with two touchdowns... Made collegiate debut vs. Miami University in 2010 before redshirting.

## PERSONAL

Attended Booker T. Washington H.S. in Miami, where he was rated a four-star prospect and the No. 24 wide receiver in the country by Rivals.com... Recorded more than 500 receiving yards as a senior a year after catching 39 passes for 703 yards and seven touchdowns during his junior season... Named All-Dade First Team wide receiver in 2008... Received FSWA 4A All-State Honorable Mention in 2008... Son of Twanette Dunbar... Born July 22, 1992.

## COMMUNITY

Paid tribute to active duty members as well as veterans of the armed forces while touring Quantico Marine Base in Prince William County, Va. Visited active-duty service members and Wounded Warriors at the USO Warrior and Family Center in Bethesda, Md., for the second annual Military Appreciation BBQ... Assembled care packages for domestic violence victims at the Fear 2 Freedom event at Redskins Park... Played alongside fans at the inaugural Redskins Golf Classic.

## YEAR-BY-YEAR STATS

### DEFENSE

Year	Team	G	GS	Tack	Solo	Sack	INT	PD
2015	Was	11	1	12	11	0	1	5
<b>Career</b>		<b>11</b>	<b>1</b>	<b>12</b>	<b>11</b>	<b>0</b>	<b>1</b>	<b>5</b>

\*Tackle stats according to STATS, LLC

### POSTSEASON

Year	Team	G	GS	Tack	Solo	Sack	INT	PD
2015	Was	1	0	5	5	0	0	2
<b>Career</b>		<b>1</b>	<b>0</b>	<b>5</b>	<b>5</b>	<b>0</b>	<b>0</b>	<b>2</b>

## CAREER HIGHS

### SINGLE-GAME

<b>Total Tackles:</b>	5, vs. Green Bay (1/10/16)
<b>Solo Tackles:</b>	5, vs. Green Bay (1/10/16)
<b>Interceptions:</b>	1, vs. NY Giants (11/29/15)
<b>Passes Defended:</b>	2, twice, last vs. Green Bay (1/10/16)

# DESHAZOR EVERETT

22



S

6-0 // 198

2nd NFL Season // Texas A&M

DOB: Feb. 22, 1992 // DeRidder (La.) H.S.

## MILESTONES

NFL debut: 10/4/15 (vs. PHI)

## TRANSACTIONS

Originally entered the NFL with the Tampa Bay Buccaneers as a college free agent on May 4, 2015... Waived by the Buccaneers on July 29, 2015... Signed with the Washington Redskins on August 1, 2015... Waived by the Redskins on September 7, 2015... Signed to the Redskins' practice squad on September 8, 2015... Signed to Redskins' active roster on October 3, 2015.

## YEAR-BY-YEAR

### 2015 [BUCCANEERS/REDSKINS]

Signed with the Buccaneers as a college free agent but was waived on July 29... Signed with the Redskins during training camp... Appeared in 11 regular season games and one post-season game at cornerback in his rookie season, recording five tackles (three solo)... Made the Redskins' 53-man roster after final cuts but was waived a day later and signed to the practice squad... Signed to the Redskins' active roster in Week 4 and made his NFL debut on special teams vs. PHI (10/4)... Contributed on special teams at ATL (10/11), at NYJ (10/18) and vs. TB (10/25)... Played on defense and special teams at NE (11/8). Recorded three tackles (two solo) in a win vs. NO (11/15)... Contributed on defense and special teams at CAR (11/22)... Inactive with a hamstring injury vs. NYG (11/29) and vs. DAL (12/7)... Returned to action on special teams in a win at CHI (12/13)... Contributed on special teams in a win vs. BUF (12/20)... Made two special teams tackles in a division-clinching win at PHI (12/26)... Posted two tackles (one solo) in regular season finale at DAL (1/3)... Contributed on special teams in NFC Wild Card Round vs. GB (1/10).

## COLLEGE

Played collegiately at Texas A&M from 2011-14, appearing in 50 career games. Recorded 218 total tackles (123 solo), 26 passes defended, five interceptions and a fumble recovery during his career with the Aggies... As a senior in 2014, ranked second on the team with 73 stops including a team-high 45 solo tackles while starting every game at cornerback... Started nine games as a junior in 2013, recording defensive touchdowns in back-to-back games with a 12-yard fumble recovery against SMU and a career-long 34-yard pick-six at Arkansas... As a sophomore in 2012, started in 12 of 13 games, seeing action at cornerback and safety but missing one game due to injury. Intercepted QB A.J. McCarron at the goal line to stop a late Tide rally in the Aggies' 29-24 upset win at No. 1 Alabama... Was a reserve and special teamer as a true freshman in 2011.. Majored in agricultural leadership and development.

## PERSONAL

Attended DeRidder (La.) H.S., where he was a two-time All-Louisiana selection... Posted 130 tackles (10 for loss), three sacks and an interception as a senior. Also amassed 618 rushing yards and seven touchdowns on 72 carries on offense... Named PrepStar All-region... Ranked No. 27 in Louisiana by SuperPrep and was a three-star recruit by Rivals.com... Full name: Deshazor Dontee' Everett... Guardians are Monica and Joseph Bolden... Born Feb. 22, 1992.

## YEAR-BY-YEAR STATS

### DEFENSE

Year	Team	G	GS	Tack	Solo	Sack	INT	PD
2015	Was	11	0	5	3	0	0	0
<b>Career</b>		<b>11</b>	<b>0</b>	<b>5</b>	<b>3</b>	<b>0</b>	<b>0</b>	<b>0</b>

\*Tackle stats according to STATS, LLC

### POSTSEASON

Year	Team	G	GS	Tack	Solo	Sack	INT	PD
2015	Was	1	0	0	0	0	0	0
<b>Career</b>		<b>1</b>	<b>0</b>	<b>0</b>	<b>0</b>	<b>0</b>	<b>0</b>	<b>0</b>

# CARLOS FIELDS

59



LB

6-1 // 248

2nd NFL Season // Winston-Salem State

DOB: Oct. 3, 1990 // North Vance H.S. (Henderson, N.C.)

## MILESTONES

NFL debut: 12/7/15 (vs. DAL)

## TRANSACTIONS

Originally entered the NFL with the Oakland Raiders as a college free agent on May 16, 2014... Waived by the Raiders on August 30, 2014... Signed to the Tampa Bay Buccaneers' practice squad on September 1, 2014... Released from the Buccaneers' practice squad on September 30, 2014... Signed to the New York Giants' practice squad on October 15, 2014... Released from the Giants' practice squad on October 28, 2014... Signed to the Indianapolis Colts' practice squad on October 30, 2014... Re-signed with the Colts on January 19, 2015... Waived by the Colts on September 5, 2015... Signed to the Washington Redskins' practice squad on November 9, 2015... Signed to the Redskins' active roster on December 5, 2015.

## YEAR-BY-YEAR

### 2015 (COLTS/REDSKINS)

Spent the offseason with the Colts before being waived during final cuts... Signed to the Redskins' practice squad on Nov. 9 and was promoted to the active roster on Dec. 5... Appeared in five games, making one solo tackle... Made NFL debut on special teams vs. DAL (12/7)... Contributed on special teams in wins at CHI (12/13), vs. BUF (12/20) and the division-clinching win at PHI (12/26)... Made a solo tackle in regular season finale at DAL (1/3)... Played on special teams in NFC Wild Card Round vs. GB (1/10).

### 2014 (RAIDERS/BUCCANEERS/GIANTS/COLTS)

Signed with the Raiders as an undrafted free agent... Waived by the Raiders on Aug. 30... Spent time on the practice squads of the Buccaneers, Giants and Colts.

## COLLEGE

Played collegiately in 47 games at Winston-Salem State, compiling 321 tackles (183 solo), 8.0 sacks, five interceptions and 34.5 tackles for loss... As a redshirt senior, earned First Team All-America honors by D2Football.com and was named the Central Intercollegiate Athletic Association Co-Defensive Player of the Year after recording 93 tackles (43 solo), two interceptions, 10 passes defended and one forced fumble in 12 games... Earned First Team All-CIAA honors and was named the CIAA Defensive Player of the Year as a junior, finishing with 116 tackles (67 solo), 1.5 sacks, nine tackles for loss, two interceptions, seven passes defended and one forced fumble in 15 games... Ranked second on the team with 81 tackles (51 solo) while totaling 12 tackles for loss, 4.5 sacks, two INTs, 11 passes defended, two forced fumbles and three fumble recoveries in 11 games en route to Second Team All-CIAA honors as a sophomore... Played in nine games as a freshman and recorded 31 tackles (21 solo), five tackles for loss, 2.0 sacks and one pass defended... Redshirted his true freshman season in 2009.

## PERSONAL

Attended North Vance H.S. in Henderson, N.C., where he led North Vance to the Mid-State Conference Championship and was named the MSC Defensive Player of the Year as a senior... Posted over 100 tackles as a senior... Played in the North Carolina East vs. West All-Star Game... Was a two-sport standout that received all-conference honors in football and basketball... Son of Carlos Fields, Sr. and Shelia Seward... Born Oct. 3, 1990.

## YEAR-BY-YEAR STATS

### DEFENSE

Year	Team	G	GS	Tack	Solo	Sack	INT	PD
2015	Was	5	0	1	1	0	0	0
<b>Career</b>		<b>5</b>	<b>0</b>	<b>1</b>	<b>1</b>	<b>0</b>	<b>0</b>	<b>0</b>

\*Tackle stats according to STATS, LLC

### POSTSEASON

Year	Team	G	GS	Tack	Solo	Sack	INT	PD
2015	Was	1	0	0	0	0	0	0
<b>Career</b>		<b>1</b>	<b>0</b>	<b>0</b>	<b>0</b>	<b>0</b>	<b>0</b>	<b>0</b>

54



# MASON FOSTER

LB

6-1 // 250

6th NFL Season // Washington

DOB: March 1, 1989 // Seaside (Calif.) H.S.

## MILESTONES

NFL debut: 9/11/11 (vs. DET)... First NFL start: 9/18/11 (at MIN)... Redskins debut: 10/4/15 (vs. PHI)... First sack: 9/18/11 (at MIN, Donovan McNabb)... First FF: 9/18/11 (at MIN, Adrian Peterson)... First INT: 12/11/11 (at JAX, Blaine Gabbert)... First INT TD: 9/15/13 (vs. NO, Drew Brees, 85 yards)

## TRANSACTIONS

Originally selected by the Tampa Bay Buccaneers in the third round (84th overall) of the 2011 NFL Draft... Signed with the Chicago Bears as an unrestricted free agent on March 25, 2015... Released by the Bears on September 5, 2015... Signed with the Washington Redskins on September 29, 2015... Resigned with the Redskins on March 9, 2016.

## PRO

Initially joined the Redskins in Week 4 of the 2015 season... Enters 2016 previously appeared in 70 games with 59 starts... Compiled 375 tackles (264 solo), 12 passes defended, six sacks, five interceptions (two returned for touchdowns), three forced fumbles and three fumble recoveries in his first five NFL seasons with Tampa Bay (2011-14) and Washington (2015).

## YEAR-BY-YEAR

### 2015 (BEARS/REDSKINS)

Spent the offseason with the Bears after signing with Chicago as an unrestricted free agent on March 25... Released by the Bears during final cuts... Signed with the Redskins in Week 4 and played in 13 regular season games (with five starts), posting 34 tackles (24 solo), a forced fumble and a fumble recovery. Also started one postseason contest... Made Redskins debut vs. PHI (10/4)... Contributed on special teams at ATL (10/11) and at NYJ (10/18)... Played on defense and special teams vs. TB (10/25) and at NE (11/8)... Registered an assisted tackle vs. NO (11/15) and at CAR (11/22)... Contributed on special teams vs. NYG (11/29)... Made first start as a member of the Redskins vs. DAL (12/7), tying for the team lead with seven tackles (four solo) and recording a forced fumble and a fumble recovery... Tied for team lead with six solo tackles in a win at CHI (12/13)... Made six tackles (three solo) in a win vs. BUF (12/20)... Recorded seven tackles (six solo) in a division-clinching win at PHI (12/26)... Posted five tackles (four solo) in regular season finale at DAL (1/3)... Compiled eight tackles (five solo, two for loss) in postseason debut in NFC Wild Card Round vs. GB (1/10).

### 2014 (BUCCANEERS)

Started all 10 games in which he appeared, recording 62 tackles (40 solo) and two passes defended... Opened season with nine tackles (five solo) vs. CAR (9/7)... Added two solo tackles vs. STL (9/14)... Missed Weeks 3-5 before recording eight tackles (five solo, one for loss) in his return vs. BAL (10/12)... Posted seven tackles (three solo) at CLE... Matched season high with nine tackles (six solo) vs. ATL (11/9)... Had five tackles (three solo) and a pass defended vs. WAS (11/16)... Recorded eight tackles (seven solo) at CHI (11/23)... Made six tackles (four solo) vs. CIN (11/30)... Did not play in Weeks 14-15 or Week 17... Had a solo tackle and an assisted tackle vs. GB (12/21).

### 2013 (BUCCANEERS)

Was one of 10 NFL players to have 90+ tackles, 2+ sacks and 3+ interceptions, and was one of two players in that group with two touchdowns... Tied for the NFL lead in interception return touchdowns (two). His 122 interception return yards were the sixth-most in the NFL and the second-most in a season by a Buccaneers linebacker, trailing only Derrick Brooks' 218 in 2002... Started at NYJ (9/8), recording eight tackles, including one for loss, a career-high two sacks and one forced fumble... Against NO (9/15), posted seven tackles, two passes defended and an interception of Drew Brees, which he returned 85 yards for his first career touchdown... Recorded eight tackles at NE (9/22)... Posted five tackles, including one for loss, and a pass defended vs. ARI (9/29)... Registered five tackles and a pass defended vs. PHI (10/13)... Notched four tackles at ATL (10/20)... Recorded five tackles vs. CAR (10/24)... Registered four tackles at SEA (11/3)... Collected six tackles (two for loss) vs. MIA (11/11)... Intercepted Matt Ryan and returned it 37 yards for a touchdown vs. ATL (11/17)... Missed first game of his career at DET (11/24)... Returned to action at CAR (12/1) and notched nine tackles... Led team with nine tackles and recorded one interception vs. BUF (12/8)... Collected seven tackles vs. SF (12/15)... Notched seven tackles, including two for loss, at STL (12/22)... Tallied three tackles and a pass defended at NO (12/29).

### 2012 (BUCCANEERS)

Started all 16 contests, ranking second on the team with a career-high 104 tackles... Added one interception, one pass defended, a career-high 13 tackles for loss and a fumble recovery... Recorded his first sack and fumble recovery of the season at MIN (10/25)... Registered another sack vs. SD (11/11).

### 2011 (BUCCANEERS)

Played in all 16 contests with 15 starts during rookie season, collecting 83 tackles, two sacks, one interception, five tackles for loss, two passes defended, one forced fumble and one fumble recovery... Made NFL debut vs. DET (9/11)... Recorded first career start a week later at MIN (9/18), posting his first career 10-tackle game including his first career sack and first career forced fumble. Finalist for Pepsi Rookie of the Week... Recorded a seven-yard sack among five tackles vs. ATL (9/25)... Recovered a fumble at SF (10/9)... Notched first career INT at JAX (12/11), picking off Blaine Gabbert.

## COLLEGE

Started 41-of-50 games at Washington from 2007-10, totaling 378 career tackles, including 241 solo tackles, 38.5 TFL, 10.5 sacks, 15 passes defended, eight forced fumbles, four fumble recoveries, one blocked kick, and four interceptions, including one for a touchdown... Served as a team captain in 2010, starting all 13 games. His 163 tackles in 2010 ranked first in the Pac-10 and second in the nation, and his career 378 tackles ranked eighth in school history... Named Defensive MVP of the 2010 Holiday Bowl win over Nebraska with 12 total tackles, including 3.0 tackles for loss and 2.0 sacks... Named first-team All-America by Scout.com and Rivals.com, in addition to being named first-team All-Pac-10 and Associated Press third-team honors his senior season... Set a school record and led the Pac-10 with six forced fumbles in 2009, the third-most in the nation... Named Huskies' Defensive MVP as a sophomore, after leading the Pac-10 in tackles per game (8.75) and earning Washington defensive player of the week honors four times... One of seven true



freshmen to see action in 2007, playing in all 13 games and starting four... Invited to play in the 2011 Senior Bowl.

### PERSONAL

Attended Seaside (Calif.) H.S., where he played linebacker and quarterback and was named the Monterey County Player of the Year by the Monterey Herald... Named an All-Central Coast Section first-team linebacker by the San Jose Mercury News and was also an all-league first-teamer as a junior... Led Seaside to a 12-1 overall record, a 5-0 league record, a Monterey Bay league title and the CIF Central Coast Section small school championship in 2006... Was a first-team all-state honoree at linebacker... Completed 68-of-105 passes for 951 yards and 12 touchdowns, carried the ball 105 times for 657 yards and 11 touchdowns, notched one receiving touchdown and had 158 total tackles, eight sacks and five interceptions, two of which he returned for touchdowns that season. Also scored on kickoff returns of 95 and 97 yards... Ranked the No. 68 linebacker recruit in the country by Rivals... Majored in American ethnic studies... Son of William and Margarette Foster... Born March 1, 1989.

### COMMUNITY

In June 2013, participated in Tampa Bay's "Cut for a Cure" charity challenge, having his head shaved by pediatric cancer patients to support the Pediatric Cancer Foundation... Led students through football drills and promoted the importance of health and fitness for the opening of the BUCS CARE School Fitness Zone at Sulphur Springs Elementary in December 2012... Signed autographs and interacted with fans during the team's annual Kickoff Party, presented by Miller Lite, in September 2011... Joined Buccaneers teammates and more than 100 UnitedHealthcare employees to pack food boxes at Feeding America Tampa Bay in September 2011 and December 2012... Helped teach football drills and spoke on the importance of living a healthy lifestyle to South London school students in October 2011... Greeted fans at the International Series Fan Rally event at Trafalgar Square, London in October 2011... Distributed candy, signed autographs and played games with over 700 underprivileged children at Lowry Park Zoo for the Buccaneers' annual Halloween Celebration in October 2011... Visited patients at All Children's Hospital and sang Christmas carols to residents of Westminster Palms Retirement Home in December 2011.

### YEAR-BY-YEAR STATS

#### DEFENSE

Year	Team	G	GS	Tack	Solo	Sack	INT	PD
2011	TB	16	15	83	57	2	1	2
2012	TB	16	16	104	80	2	1	1
2013	TB	15	13	92	63	2	3	7
2014	TB	10	10	62	40	0	0	2
2015	Was	13	5	34	24	0	0	0
<b>Career</b>		<b>70</b>	<b>59</b>	<b>375</b>	<b>264</b>	<b>5</b>	<b>5</b>	<b>12</b>

\*Tackle stats according to STATS, LLC

#### ADDITIONAL

FF-FR: 1-1 in 2011, 0-1 in 2012, 1-0 in 2013, 1-1 in 2015  
INT TD: 2 in 2013

#### POSTSEASON

Year	Team	G	GS	Tack	Solo	Sack	INT	PD
2015	Was	1	1	8	5	0	0	0
<b>Career</b>		<b>1</b>	<b>1</b>	<b>8</b>	<b>5</b>	<b>0</b>	<b>0</b>	<b>0</b>

### CAREER HIGHS

#### SINGLE-GAME

<b>Total Tackles:</b>	13, at NY Giants (9/16/12)
<b>Solo Tackles:</b>	12, at NY Giants (9/16/12)
<b>Interceptions:</b>	1, five times, last vs. Buffalo (12/8/13)
<b>Interception TD:</b>	1, twice, last vs. Atlanta (11/17/13)
<b>Passes Defensed:</b>	2, vs. New Orleans (9/15/13)
<b>Forced Fumbles:</b>	1, three times, last vs. Dallas (12/7/15)
<b>Fumble Recoveries:</b>	1, three times, last vs. Dallas (12/7/15)

# JUNIOR GALETTE

58



LB

6-2 // 260

7th NFL Season // Stillman

DOB: March 27, 1988 // St. Joseph Regional H.S. (Montvale, N.J.)

## HONOR ROLL

Defensive Captain (2014)  
USA Today All-Joe Team (2013)  
Saints Media Good Guy Award (2013)

## MILESTONES

NFL debut: 10/10/10 (at ARI)... First partial sack: 9/8/11 (at GB, Aaron Rodgers)... First full sack: 9/18/11 (vs. CHI, Jay Cutler)... First multi-sack game: 9/18/11 (vs. CHI)... First FF: 9/23/12 (vs. KC, Matt Cassel)... First FR: 9/15/13 (vs. TB, Josh Freeman)

## TRANSACTIONS

Originally entered the NFL as a college free agent with the New Orleans Saints on April 26, 2010... Re-signed with the Saints on March 9, 2013... Re-signed with the Saints on September 3, 2014... Released by the Saints on July 27, 2015... Signed with the Washington Redskins on July 31, 2015... Re-signed with the Redskins on March 16, 2016.

## PRO

Joined the Redskins in training camp in 2015 having previously appeared in 64 regular season games with 30 starts with the New Orleans Saints from 2010-14... Enters the 2016 season having recorded 122 total tackles (87 solo), including 34 tackles for loss and 31.5 sacks, five forced fumbles and two fumble recoveries... Registered 22 combined sacks across the 2013-14 seasons, which ranked tied with Ryan Kerrigan for second-most in the NFC and tied for sixth-most in the NFL in that span.

## YEAR-BY-YEAR

### 2015 (REDSKINS)

Joined the Redskins in training camp but suffered an Achilles injury during a preseason practice and was placed on the Reserve/Injured list on Aug. 30.

### 2014 (SAINTS)

Voted a defensive team captain by his teammates... Appeared in all 16 games and started the first 13 contests... Recorded 58 tackles (44 solo), 10 sacks, one pass defended and three forced fumbles... Set a Saints record with two safeties... Became the first Saint to record double-digit sacks in back-to-back seasons since Charles Grant in 2003-04... Had two multiple sack games with two takedowns of Panthers QB Cam Newton and a forced fumble at Carolina (10/30) and two sacks of Bears QB Jay Cutler at CHI (12/15) to raise his career total of multi-takedown performances to six. He was named NFC Defensive Player of the Week for Week 9, following the performance at CAR, where he also added five tackles (four solo). His first sack of the game forced Panthers' Newton to fumble and it was recovered by Curtis Lofton to set up New Orleans' first TD... Fourth quarter safety of QB Mike Glennon dropped Saints deficit to three points and got them ball back to set up game-tying field goal to send contest to overtime vs. TB (10/5)... Recorded second safety of season, when he dropped QB Josh McCown in end zone to clinch season-ending win at TB (12/28).

### 2013 (SAINTS)

Set career-highs in sacks (12), passes defended (three) and fumble recoveries (two) as he appeared in all 16 regular season games with 15 starts at outside linebacker. Also notched 50 tackles and a forced fumble... Sack total ranked second on the team as both he and defensive end Cameron Jordan became the first Saints duo to record double-digit sacks since 2004. Takedown total was the second-highest by an undrafted player as a Saint... Ranked fourth in the NFC and sixth in the NFL in sacks... Posted one quarterback takedown of Matt Ryan in the season opener vs. ATL (9/8)... Recovered a fumble forced by Jordan and added four stops (three solo) at TB (9/16)... Posted four tackles (two solo), one quarterback takedown of Carson Palmer and one pass defended vs. ARI (9/22)... Made four stops (two solo), one sack of QB Ryan Tannehill and one pass defended vs. MIA (9/30)... Recorded career-high seven tackles (six solo), a takedown of QB Thad Lewis and made a fumble recovery vs. BUF (10/27)... Made three tackles (two solo) and one sack of QB Geno Smith at NYJ (11/3)... Registered two tackles (one solo) and one quarterback takedown of Colin Kaepernick vs. SF (11/17)... Set a career-high with three sacks among his six tackles vs. CAR (12/8)... Finished with two solo tackles and one sack at CAR (12/22)... Had his second multiple-takedown game of season in regular season finale vs. TB (12/29), when he made four stops (three solo) with two sacks... Started both postseason contests and recorded three tackles (one solo).

### 2012 (SAINTS)

Played in 12 games with one start at left defensive end at DEN (10/28) and registered 22 tackles (18 solo), five sacks, one forced fumble and four special teams tackles... Ranked third on the club in sacks... Had two sacks, forcing a fumble on one vs. KC, (9/23)... Had six solo tackles and chipped in one sack at TB (10/21).

### 2011 (SAINTS)

Appeared in all 16 regular season games and finished ranked third on the club with 4.5 sacks, adding 27 tackles (15 solo), one pass defended and three special teams stops... Appeared in two games with one start in the playoffs and recorded one assisted tackle... Recorded three tackles (two solo) and split a sack of Packers QB Aaron Rodgers with S Roman Harper for his first career takedown in the NFL season opener at GB (9/8)... Tied for the team lead with Harper in recording two takedowns of Cutler vs. CHI, (9/18)... Recorded five tackles (two solo) and finished with a late sack of QB Matthew Stafford vs. DET (12/4).

### 2010 (SAINTS)

Appeared in four regular season games and recorded two tackles (one solo) and four special teams stops... In NFC Wild Card Playoff vs. SEA (1/8), recorded one special teams tackle.

## COLLEGE

Played one season at Division II Stillman, where he earned second-team All-American honors as a senior in 2009 with 56 tackles and 9.5 sacks... Played in 33 games at Temple before transferring for his senior year... Tallied 139 tackles with 16.5 sacks, three forced fumbles and one blocked punt for the Owls... Posted 7.5 sacks as a junior and gained second-team All-MAC plaudits.

## PERSONAL

Attended St. Joseph Regional H.S. (Montvale, N.J.), where he played linebacker and wide receiver in addition to being a standout basketball player... Was a second-team All-Bergen County selection at linebacker from the Bergen Record... Made 70 tackles at linebacker and caught 14 passes for 160 yards with three touchdowns in 2005 to help lead his team to an 11-1 record and a seventh straight state Non Public Group III title... Participated in Rebuilding Together's "Kick-off to Rebuild" event prior to Super Bowl XLVII, where he assisted in painting the front of several renovated and rehabilitated houses for local residents and served as a celebrity judge for a barbeque competition... Son of Jovais and Nancy Galette... Native of Spring Valley, N.Y... Full name: Junior Jovais Galette... Born March 27, 1988 in Port Au Prince, Haiti.

## YEAR-BY-YEAR STATS

## DEFENSE

Year	Team	G	GS	Tack	Solo	Sack	INT	PD
2010	NO	4	0	1	1	0	0	0
2011	NO	16	1	10	10	4.5	0	0
2012	NO	12	1	15	15	5	0	0
2013	NO	16	15	28	28	12	0	2
2014	NO	16	13	33	33	10	0	2
2015	Was							
						Reserve/Injured		
<b>Career</b>		<b>64</b>	<b>30</b>	<b>87</b>	<b>87</b>	<b>31.5</b>	<b>0</b>	<b>4</b>

\*Tackle stats according to STATS, LLC

## ADDITIONAL

FF-FR: 1-0 in 2012, 1-2 in 2013, 3-0 in 2014

## POSTSEASON

Year	Team	G	GS	Tack	Solo	Sack	INT	PD
2010	NO	1	0	0	0	0	0	0
2011	NO	2	1	0	0	0	0	0
2013	NO	2	2	2	1	0	0	0
<b>Career</b>		<b>5</b>	<b>3</b>	<b>2</b>	<b>1</b>	<b>0</b>	<b>0</b>	<b>0</b>

## CAREER HIGHS

## SINGLE-GAME

<b>Total Tackles:</b>	7, vs. Minnesota [9/21/14]
<b>Solo Tackles</b>	5, at Tampa Bay [10/21/12]
<b>Sacks:</b>	3, vs. Carolina [12/8/13]
<b>Passes Defensed:</b>	1, four times, last vs. Baltimore [11/24/14]
<b>Forced Fumbles:</b>	1, five times, last at Chicago [12/15/14]
<b>Fumbles Recovered:</b>	1, twice, last vs. Buffalo [10/27/13]

**88**

# PIERRE GARÇON

**WR****6-0 // 211****8th NFL Season // Mount Union****DOB: Aug. 8, 1986 // John I. Leonard H.S. (Greenacres, Fla.)**

## HONOR ROLL

USA Today All-Joe Team [2013]  
NFL Top 100 Players [No. 80 in 2013]

## MILESTONES

NFL debut: 9/14/08 [at MIN]... Redskins debut: 9/9/12 [at NO]... First reception: 11/9/08 [at PIT, 2 yards from Peyton Manning]... First receiving TD: 9/21/09 [at MIA, 48 yards from Peyton Manning]... First multi-TD game: 12/9/10 [at TEN, 2]... First 100-yard receiving game: 11/22/09 [at BAL, 108 yards]... First 150-yard receiving game: 12/4/11 [at NE, 150 yards]... First Super Bowl TD: 2/7/10 [SB XLIV, vs. NO, 19 yards from Peyton Manning]... First 150-yard receiving postseason game: 1/24/10 [vs. NYJ, 151 yards]... First FR TD: 9/30/12 [at TB]

## TRANSACTIONS

Originally selected by the Indianapolis Colts in the sixth round (No. 205 overall) of the 2008 NFL Draft... Signed with the Washington Redskins as an unrestricted free agent on March 13, 2012.

## PRO

Enters 2016 having played in 116 regular season games with 99 starts... Amassed 485 career receptions for 6,027 yards and 34 touchdowns through the conclusion of the 2015 season... Tenacious perimeter blocker who contributed to the Redskins' 6,564 rushing yards across the 2012-14 seasons, third-most in the NFL... In 2013, caught 113 passes to break Art Monk's team record for receptions in a season... Became one of the offense's key components in 2012, leading Washington with 633 receiving yards in only 10 games and going 9-1 in games in which he played... Has appeared in six post-season games, starting all six... Has 35 career postseason receptions for 483 yards with three touchdowns.

## YEAR-BY-YEAR

### 2015 (REDSKINS)

Appeared in all 16 games for a third consecutive season, starting all 16 regular season games and a postseason contest. Finished the year with 72 receptions for 777 yards and tied his career high with six receiving touchdowns... Opened the season with a team-high six receptions for 74 yards [12.0 avg.] vs. MIA [9/13]... Caught six passes for 23 yards and recorded his first receiving touchdown of the year vs. STL [9/20]... Caught five passes for 64 yards at NYG [9/24]... Caught seven passes for 55 yards including a game-winning four-yard touchdown reception from Kirk Cousins with 26 seconds remaining vs. PHI [10/4]. The touchdown was the 30th of his career... Gained 51 yards on three receptions at ATL [10/11]... Caught five passes for 28 yards including a two-yard touchdown at NYJ [10/18]... Gained 55 yards on five receptions in the largest comeback win [24 points] in team history vs. TB [10/25]... Caught four passes for 70 yards at NE [11/8] and passed Roy Jefferson for 13th-most receiving yards in team history... Caught two passes for 10 yards in a win vs. NO [11/15]... Gained 43 yards on three receptions at CAR [11/22]... Caught three passes for 35 yards in a win vs. NYG [11/29]. Moved past Hugh Taylor [272] into the Top 10 in career receptions in team history... Gained 54

yards on five receptions vs. DAL [12/7], moving past Michael Westbrook [277] for ninth-most receptions in team history during the game... Caught five passes for 52 yards in a win at CHI [12/13]... Gained 34 yards on three receptions including an 18-yard catch on third-and-16 to extend a drive he later finished with a five-yard touchdown catch in a win vs. BUF [12/20]... Caught seven passes for a season-high 80 yards with a touchdown in a division-clinching win at PHI [12/26], recording touchdowns in consecutive games for the first time since Weeks 6-7 of the 2014 season... Recorded three receptions for 49 yards with a touchdown in regular season finale at DAL [1/3]. Recorded a 39-yard touchdown reception, his sixth of the season, tying his career high set in 2010 and 2011. Recorded a receiving touchdown in three consecutive games for the first time since Weeks 12-14 of the 2012 season... Caught five passes for 70 yards in NFC Wild Card Round vs. GB [1/10].

### 2014 (REDSKINS)

Played in all 16 games with 14 starts, compiling 752 receiving yards and three touchdowns on a team-high 88 receptions... Started at HOU [9/7] and posted 77 receiving yards while leading the team in receptions [10]. Tied Alvin Garrett [9/5/83] and Joe Washington [9/6/81] for the most by a member of the Redskins in a season opener in records dating back to 1960... Started and caught one pass for 12 yards vs. JAX [9/14], concluding a franchise-record streak of 17 consecutive games with 5+ receptions... Started at PHI [9/21] and caught 11 passes for 138 yards and a touchdown to record the 14th 100-yard game of his career and his eighth with the Redskins. Matched career-high with 11 receptions. Combined with DeSean Jackson to become the first two Redskins receivers to accumulate 100 receiving yards in the same game for the first time since Laveranues Coles [180] and Rod Gardner [118] accomplished the feat at Atlanta on Sept. 13, 2003... Caught two passes for 28 yards vs. NYG [9/25]... Started and caught two passes for 23 yards vs. SEA [10/6]... Gained 31 yards on four receptions with a touchdown in a start at ARI [10/12]... Started vs. TEN [10/19] and recorded five receptions for 87 yards including a 70-yard touchdown from Colt McCoy. The 70-yard reception was his longest since an 88-yard touchdown reception in Week 1 of the 2012 season [at NO]... Caught four passes for 47 yards [11.8 avg.] in an overtime win at DAL [10/27]... Caught three passes for 15 yards in a start at MIN [11/2]... Started vs. TB [11/16], catching one pass for six yards... Started and caught three passes for 34 yards [11.3 avg.] at SF [11/23]... Started and recorded three receptions for nine yards at IND [11/30]... Started and caught nine passes for 95 yards [10.6 avg.] vs. STL [12/7], surpassing 400 career receptions with the performance... Caught four passes for 36 yards in a start at NYG [12/14]... Started and caught four passes for 61 yards including a 23-yarder on the team's late game-winning drive vs. PHI [12/20]... Played in his 100th career regular season game and gained 53 yards on two receptions in a start vs. DAL [12/28].

### 2013 (REDSKINS)

Started at wide receiver vs. PHI [9/9] and caught a team-high seven passes for 64 yards [9.1 avg.]... Started and posted his ninth career 100-yard receiving game at GB [9/15], catching eight passes for 143 yards [17.9] and a touchdown... Started vs. DET [9/22] and caught a team-high eight passes for 73 yards [9.1 avg.] and also added a 10-yard rush in the first quarter... Started and posted a team-high six receptions for 59 yards [9.8 avg.] and a touchdown at DAK

[9/29]... Started at DAL [10/13] and had game highs in receptions (six) and receiving yards (69)... Started and caught five passes for 58 yards (11.6 avg.) vs. CHI [10/20]... Started and registered seven receptions for 46 yards (6.6 avg.) at DEN [10/27]... Started vs. SD [11/3], recording a career-high 172 yards on seven receptions... Started at MIN [11/7] and recorded seven receptions for 119 yards and a touchdown. Surpassed 100 receiving yards in consecutive games for the first time since Weeks 4-5 of the 2011 season as a member of the Indianapolis Colts... Started and caught six passes for 68 yards at PHI [11/17]... Started and caught a game-high eight passes for 48 yards (6.0 avg.) vs. SF [11/25]... Started and tied his career high with nine receptions vs. NYG [12/1], gaining 61 yards and setting a new career high for receiving yards in a season... Started and gained 37 yards on five receptions (7.4 avg.) vs. KC [12/8]... Started vs. ATL [12/15], catching seven passes for 129 yards including a 53-yard touchdown from Kirk Cousins... Started and caught a career-high 11 receptions, recording 144 receiving yards and a receiving touchdown vs. DAL [12/22]. Broke Pro Football Hall of Famer Art Monk's team record for receptions in a single season (106 in 1984) and joined Monk as the only players in team history to record triple-digit catches in a season... Started and caught six passes for 56 yards (9.3 avg.) at NYG [12/29], becoming the third player in NFL history to record at least five receptions in every game of a season since the adoption of the 16-game schedule in 1978 (Jimmy Smith in 2001, Antonio Brown in 2013).

#### 2012 (REDSKINS)

Fought through injury the entire season, starting all 10 regular season games in which he played and leading the Redskins with 633 receiving yards... Finished the year with 44 receptions (14.4 avg.) and four receiving touchdowns... Made his Redskins debut at NO [9/9], and caught four passes for 109 yards (the seventh 100-yard game of his career) and a touchdown before leaving the game in the first half with an foot injury. Caught the first pass attempt (for no gain) and first touchdown (88 yards) in the career of Robert Griffin III. His 88-yard reception was the longest pass play by the Redskins since Ed Rubbert's 88-yard touchdown pass to Anthony Allen in a strike game vs. the St. Louis Cardinals on Oct. 4, 1987, a span of 397 regular season games... Inactive [foot] at STL [9/16] and vs. CIN [9/23]... Returned to action at TB [9/30], starting at wide receiver, catching one pass for 20 yards, and recovering a Robert Griffin III fumble in the end zone for a touchdown... Started and caught three passes for 24 yards (8.0 avg.) vs. ATL [10/7]... Inactive [foot] vs. MIN [10/14], at NYG [10/21], at PIT [10/28] and vs. CAR [11/4]... Returned to action as a starter in a win vs. PHI [11/18], catching three passes for five yards (1.7 avg.)... Started in a Thanksgiving Day win at DAL [11/22], catching four passes for 86 yards (21.5 avg.) and scoring on a 59-yard catch and run in the second quarter. He was originally credited with five catches before a scoring change credited him with one run for seven yards... Started in a win vs. NYG on Monday Night Football [12/3], finishing with a season-high eight receptions for 106 receiving yards with one touchdown. Marked the first time he had receiving touchdowns in consecutive games for the first time since Weeks 4-5 of the 2011 season as a member of the Colts... Started in a win vs. BAL [12/9] and had five receptions for 87 yards (17.4 avg.) including an 11-yard touchdown from Kirk Cousins in the final minute to help force overtime. The touchdown reception was the 20th of his career... Started and had a team-high six receptions for 65 yards (10.8 avg.) in a win at CLE [12/16]... Started and posted team highs in receptions (seven) and receiving yards (87) in a win at PHI [12/23]... Started and had team highs in receptions (three) and receiving yards (46) for a 15.3 average in a division-clinching win vs. DAL [12/30]... Started and led the Redskins in receptions (four) and receiving yards

(50) in the NFC Wild Card Round vs. SEA (1/6).

#### 2011 (COLTS)

Played in 16 games, starting all 16... Caught a career-high 70 passes for a career-best 947 yards and tied a career high in touchdowns with six... Had three games of 100+ receiving yards (at TB, vs. KC and at NE). In each of those games, he also had two touchdown receptions... Caught a then-career-long 87-yard touchdown pass at TB [10/3].

#### 2010 (COLTS)

Started 14 games at wide receiver... Was inactive at DEN [9/26] and at JAX [10/3]... Set career-highs with 60 receptions for 784 yards and six touchdowns... Caught four passes for 103 yards and a score at WAS [10/17]... Caught seven passes for 78 yards vs. HOU [11/1]... Caught five passes for 62 yards at NE [11/21] and five passes for 72 yards vs. SD [11/28]... Caught eight passes for 56 yards and a touchdown and added an 11-yard rush vs. DAL [12/5]... Caught six passes for 93 yards and registered his first multi-touchdown game with two touchdowns at TEN [12/9]... Caught five passes for 44 yards vs. JAX [12/19] and three passes for 35 yards and a touchdown at OAK [12/26]... Caught seven passes for 78 yards and a touchdown vs. TEN [1/2]... Started in Wild Card Playoffs vs. NYJ [1/8], recording five receptions for 112 yards and a 57-yard touchdown.

#### 2009 (COLTS)

Started 13 of 14 games at wide receiver, opening games 2-14... Inactive vs. NYJ [12/27] and was active but did not play at BUF [1/3]... Finished season with 47 receptions for 765 yards and four receiving touchdowns... Gained 24 yards on three receptions in reserve role vs. JAX [9/13]... Caught game-winning 48-yard touchdown pass vs. MIA [9/21] in first career start... Gained 64 yards on three receptions, including a 53-yard touchdown at ARI [9/27]. Also added a 17-yard rush... Caught three passes for 50 yards and a touchdown vs. NE [11/15]... Had a 66-yard reception among his six catches for 108 yards at BAL [11/22], his first career 100-yard game... Caught five passes for 63 yards and a touchdown at HOU [11/29]... Recorded six receptions for 136 yards vs. TEN [12/6]... Started three postseason games at wide receiver, compiling 21 receptions for 251 yards with two touchdowns... Caught five passes for 34 yards vs. BAL [1/16] in Divisional Playoffs and also forced a fumble after chasing down a defender on an interception return... Recorded 151 yards and a touchdown on 11 receptions vs. NYJ [1/24] in AFC Championship Game, posting the fourth 10-plus-reception game in franchise history (Raymond Berry, Joseph Addai, Reggie Wayne). Was the third-most receiving yards in team postseason history (221, Wayne; 178, Berry)... Caught five passes for 66 yards and a 19-yard touchdown vs. NO [2/7] in Super Bowl XLIV.

#### 2008 (COLTS)

Appeared in 14 games... Inactive vs. CHI [9/7] and vs. DET [12/14]... Caught four passes for 23 yards on the season, also contributing 21.6 yards per return on 22 kickoff returns... Also ranked third on team with 15 special teams tackles (12 solo)... Had season-high three special teams tackles in first NFL appearance at MIN [9/14]... Returned six kickoffs and average of 25.0 yards at TEN [10/27]... Recorded his first career reception for two yards at PIT [11/9]... Recorded two special teams tackles and posted a 32-yard kickoff return at JAX [12/18]... Caught three passes for 21 yards, returned a kickoff 22 yards and had one special teams tackle vs. TEN [12/28]... Inactive in Wild Card Playoffs at SD [1/3].

## COLLEGE

Four-year player who saw action in 51 games at Norwich (Vt.) and Mount Union... Played one year at Norwich before transferring to Mount Union as sophomore... Was combined 246-4,380, 60 TDs receiving and 19-176, 4 TDs rushing... Also was 20-24.6, 1 TD KOR and 10-10.0 PR... 60 TD receptions rank 2nd in NCAA Division III history... Also became sixth player in Division III history to surpass 4,000+ yards receiving... Started 39 of 41 games in three seasons with Mount Union and led team to two national titles... Set school records with 202 receptions and 47 TD receptions... Ranked 2nd in school history with 3,363 receiving yards... Saw action in 14 games as senior... Was 67-955, 14 TDs receiving and 19-176, 4 TDs rushing... Was First-Team All-Ohio Athletic Conference choice and Ed Sherman Award winner as league's most outstanding receiver for second consecutive year... Was 7-119, 1 TD vs. Marietta and had two three-touchdown games... Appeared in 15 games as junior... was 67-1,212, 17 TDs receiving and 7-106, 2 TDs rushing... Also had 18-yard touchdown pass... Saw action in 12 games as sophomore... was 68-1,196, 16 TDs receiving and 10-24.1, 1 TD KOR... Was Second-Team All-OAC choice... Appeared in 10 games and was 44-1,017, 13 TDs as freshman at Norwich... Holds degree in communications.

## PERSONAL

Attended John I. Leonard (Greenacres, Fla.) H.S.... Earned two letters in football, while also competing in track and soccer... In 2014, invested and became a partner for Ashburn's SpinFire Pizza, which offers made-to-order individual pizzas and salads... Full name is Pierre Andre Garçon... Born in Carmel, N.Y.... Is the son of two Haitian emigrants and identifies himself as Haitian-American... Born Aug. 8, 1986.

## COMMUNITY

Founded the Pierre Garçon Helping Hands Foundation to provide resources for Haitians affected by the January 2010 earthquake. Flew to Haiti on mission trips and worked with three other charitable organizations to assist the region... In Spring 2016, awarded \$10,000 in scholarships to students at his alma mater, John I. Leonard H.S. in Florida... Since 2013, has annually hosted charity events that have raised a combined total of more than \$300,000 for the Boys & Girls Clubs of Greater Washington... In 2014, participated in the 136th annual White House Easter Egg Roll, attended the Power Up to Read Celebration at Oaklands Elementary School in Laurel, Md and was a presenter at the Cinderella Ball for D.C.-area students with life-threatening illnesses or disabilities... Helped with the Smashing Walnuts Foundation fundraiser honoring the memory of Gabriella Miller in 2013... Helped Russell Athletic donate new football jerseys to Theodore Roosevelt H.S. in Washington, D.C., Thomas Jefferson H.S. in Virginia and Springbrook H.S. in Maryland.

## YEAR-BY-YEAR STATS

## RECEIVING

Year	Team	GP	GS	Rec	Yds	Avg	Lg	TD
2008	Ind	14	0	4	23	5.8	12	0
2009	Ind	14	13	47	765	16.3	66	4
2010	Ind	14	14	67	784	11.7	57t	6
2011	Ind	16	16	70	947	13.5	87t	6
2012	Was	10	10	44	633	14.4	88t	4
2013	Was	16	16	113	1346	11.9	53t	5
2014	Was	16	14	68	752	11.1	70t	3
2015	Was	16	16	72	777	10.8	39t	6
<b>Career</b>		<b>116</b>	<b>99</b>	<b>485</b>	<b>6027</b>	<b>12.4</b>	<b>88t</b>	<b>34</b>

## RUSHING

Year	Team	GP	GS	Att	Yds	Avg	Lg	TD
2008	Ind	14	0	0	0	-	-	0
2009	Ind	14	13	2	10	5	17	0
2010	Ind	14	14	2	6	3	11	0
2011	Ind	16	16	4	28	7	18	0
2012	Was	10	10	2	9	4.5	7	0
2013	Was	16	16	2	19	9.5	10	0
2014	Was	16	14	0	0	0	0	0
2015	Was	16	16	0	0	0	0	0
<b>Career</b>		<b>116</b>	<b>99</b>	<b>12</b>	<b>72</b>	<b>6</b>	<b>18</b>	<b>0</b>

## PUNT RETURN

Year	Team	PR	Yds	Avg	Lg	TD
2008	Ind	1	5	5	5	0
2011	Ind	16	44	2.8	20	0
<b>Career</b>		<b>17</b>	<b>49</b>	<b>2.9</b>	<b>20</b>	<b>0</b>

## KICK RETURN

Year	Team	KR	Yds	Avg	Lg	TD
2008	Ind	22	475	21.6	39	0
2011	Ind	0	0	-	-	0
<b>Career</b>		<b>22</b>	<b>475</b>	<b>21.6</b>	<b>39</b>	<b>0</b>

## ADDITIONAL

Fumbles-Lost: 1-0 in 2009, 2-2 in 2011, 1-1 in 2013  
FR TD: 1 in 2012 (09/30/12 at TB)

## POSTSEASON STATS

## RECEIVING

Year	Team	GP	GS	Rec	Yds	Avg	Lg	TD
2009	Ind	3	3	21	251	12.0	36t	2
2010	Ind	1	1	5	112	22.4	57t	1
2012	Was	1	1	4	50	12.5	30	0
2015	Was	1	1	5	70	14.0	21	0
<b>Career</b>		<b>6</b>	<b>6</b>	<b>35</b>	<b>483</b>	<b>13.8</b>	<b>57t</b>	<b>3</b>

## CAREER HIGHS

## SINGLE-GAME

**Receptions:** 11, twice, last at Philadelphia (9/21/14)  
**Receiving Yards:** 172, vs. San Diego (11/3/13)  
**Long (Receiving):** 88t, at New Orleans (9/9/12)  
**Receiving TD:** 2, four times, last at TEN (12/9/10)  
**Carries:** 2, vs. Carolina (11/27/11)  
**Rushing Yards:** 18, at Jacksonville (11/13/11)  
**Long (Rushing):** 18, at Jacksonville (11/13/11)

**52**

# TERENCE GARVIN

**LB****6-3 // 235****4th NFL Season // West Virginia****DOB: Jan. 1, 1991 // Loyola Blakefield H.S. (Baltimore, Md.)**

## MILESTONES

NFL debut: 9/8/13 (vs. TEN)... First NFL start: 12/22/13 (at GB)

## TRANSACTIONS

Originally entered the NFL with the Pittsburgh Steelers as a college free agent on May 6, 2013... Waived by the Steelers on August 31, 2013... Signed to the Steelers' practice squad on September 1, 2013... Signed to the Steelers' active roster on September 3, 2013... Re-signed with the Steelers on January 9, 2015... Signed with the Washington Redskins on March 18, 2016.

## PRO

Joined the Redskins in free agency during the 2016 offseason... Enters 2016 having previously appeared in 43 regular season games with one start for the Steelers from 2013-15.

## YEAR-BY-YEAR

### 2015 [STEELERS]

Appeared in 12 regular season games and two postseason contests... Inactive in Weeks 7-10 with a knee injury.

### 2014 [STEELERS]

Saw action on special teams in all 16 regular season games... Made postseason debut in the AFC Wild Card Game vs. BAL (1/3).

### 2013 [STEELERS]

Appeared in 15 games with one start as a rookie... Made first career start at GB (12/22)... Inactive with a knee injury vs. CLE (12/29).

## COLLEGE

Played in 47 games for the Mountaineers, making 37 starts and seeing action at both safety and outside linebacker... Finished career with 235 tackles, 10.5 sacks, 11 passes defended, three forced fumbles and four fumbles recovered... As a senior in 2012, started all 13 games and led team with six sacks. His 77 total tackles placed him third on the squad... Started 11 games in 2011, missing one game with a head injury and one game with a knee injury. Registered 72 tackles and finished fourth on the team with 3.5 sacks and tied for second on the squad with a pair of interceptions... In 2012, started all 13 games and was named a third-team All-Big East selection by Phil Steele. Finished the season with 76 tackles, and one sack. Also posted a forced fumble, a pair of fumble recoveries and four passes defended... Saw action in ten games as a freshman in 2009, tallying 10 tackles.

## PERSONAL

Attended Loyola Blakefield H.S. in Baltimore, where he was an all-state selection at defensive back... Selected to play in the Maryland Crab Bowl, the state's all-star game, after finishing his senior season with 32 tackles and two interceptions... Majored in interdisciplinary studies... Son of Terry and Pat Garvin... Full name: Terence Damian Garvin... Born Jan. 1, 1991.

## YEAR-BY-YEAR STATS

### DEFENSE

Year	Team	G	GS	Tack	Solo	Sack	INT	PD
2013	Pit	15	1	2	2	0	0	0
2014	Pit	16	0	0	0	0	0	0
2015	Pit	12	0	0	0	0	0	0
<b>Career</b>		<b>43</b>	<b>1</b>	<b>2</b>	<b>2</b>	<b>0</b>	<b>0</b>	<b>0</b>

\*Tackle stats according to STATS, LLC

### POSTSEASON

Year	Team	G	GS	Tack	Solo	Sack	INT	PD
2014	Pit	1	0	0	0	0	0	0
2015	Pit	2	0	0	0	0	0	0
<b>Career</b>		<b>3</b>	<b>0</b>	<b>0</b>	<b>0</b>	<b>0</b>	<b>0</b>	<b>0</b>



# KEDRIC GOLSTON

## NT

**6-4 // 330**
**11th NFL Season // Georgia**
**DOB: May 30, 1983 // Sandy Creek H.S. (Tyronne, Ga.)**

### MILESTONES

NFL debut: 9/11/06 (vs. MIN)... First sack: 10/15/06 (vs. TEN, Vince Young)... First FF: 10/11/09 (at CAR, DeAngelo Williams)... First FR: 9/24/06 (at HOU, David Carr)

### TRANSACTIONS

Originally selected by the Washington Redskins in the sixth round (196th overall) of the 2006 NFL Draft... Re-signed by the Redskins on August 4, 2011... Re-signed by the Redskins as an unrestricted free agent on March 13, 2013... Re-signed by the Redskins on March 9, 2016.

### PRO

Enters 2016 having played in 140 career regular season games with 51 starts... Credited by STATS, LLC with 221 career tackles (134 solo), 70 sacks, two forced fumbles and two fumble recoveries through the 2015 season... Blocked an extra point against Arizona on Oct. 21, 2007, the first since Wilber Marshall against San Francisco on Nov. 20, 1988... Blocked a field goal against Chicago on Dec. 6, 2007, the first by a Redskin since Troy Vincent against Dallas on Nov. 5, 2006.

### YEAR-BY-YEAR

#### 2015 (REDSKINS)

Played in 15 regular season games, making 10 assisted tackles. Also played in one postseason contest... Contributed on defense and special teams vs. MIA (9/13), vs. STL (9/20) and at NYG (9/24)... Inactive vs. PHI (10/4)... Contributed on defense and special teams at ATL (10/11)... Made four assisted tackles at NYJ (10/18)... Played on defense and special teams in the largest comeback win (24 points) in team history vs. TB (10/25)... Contributed two tackles at NE (11/8)... Made two assisted tackles in a win vs. NO (11/15)... Played on defense and special teams at CAR (11/22), vs. NYG (11/29), vs. DAL (12/7), at CHI (12/13), vs. BUF (12/20) and at PHI (12/26)... Added an assisted tackle in regular season finale at DAL (1/3)... Played on defense and special teams in NFC Wild Card Round vs. GB (1/10).

#### 2014 (REDSKINS)

Appeared in 11 games in his ninth NFL season, making seven solo tackles... Added one solo tackle at HOU (9/7)... Inactive vs. JAX (9/14), at PHI (9/21) and vs. NYG (9/25)... Played on defense and special teams vs. SEA (10/6), at ARI (10/12) and vs. TEN (10/19)... Contributed a solo tackle in an overtime win at DAL (10/27)... Played on defense and special teams at MIN (11/2), vs. TB (11/16), at SF (11/23) and at IND (11/30)... Inactive vs. STL (12/7)... Made two solo tackles at NYG (12/14)... Registered one solo tackle vs. PHI (12/20)... Made two solo tackles vs. DAL (12/28).

#### 2013 (REDSKINS)

Had two tackles (one solo) vs. PHI (9/9)... Started at GB (9/15) and had two tackles (one solo)... Started vs. DET (9/22) and made two tackles... Started and added four tackles (three solo) at OAK (9/29)... Started and added two tackles (one solo) at DAL (10/13)... Started in win vs. CHI (10/20)... Had two tackles (one solo) at DEN (10/27)... Added an assisted tackle vs. SD (11/3)... Played on defense and special teams at MIN (11/7) and at PHI (11/17)... Started and recorded an as-

sisted tackle vs. SF (11/25)... Started vs. NYG (12/1)... Started and had an assisted tackle vs. KC (12/8)... Contributed a solo tackle at ATL (12/15)... Made two tackles (one solo) vs. DAL (12/22)... Added a solo tackle at NYG (12/29).

#### 2012 (REDSKINS)

Veteran played in all 16 regular season games and supplemented his special teams play with 27 tackles (15 solo) as credited by coaches... Saw action in the team's season-opening win at NO (9/9)... Played on defense and special teams at STL (9/16), vs. CIN (9/23) and at TB (9/30)... Had one tackle in reserve duty vs. ATL (10/7)... Had a quarterback pressure vs. MIN (10/14)... Had one tackle as a reserve at NYG (10/21)... Saw action on defense and special teams at PIT (10/28)... Had one tackle in reserve action vs. CAR (11/4)... Had four tackles (three solo) in a win vs. PHI (11/18)... Saw action on defense and special teams in a Thanksgiving Day win at DAL (11/22)... In a win vs. NYG (12/3) on Monday Night Football, had four tackles (two solo) in reserve duty... Had two tackles (one solo) in a win vs. BAL (12/9)... Saw action on defense and special teams in wins at CLE (12/16) and at PHI (12/23)... Had two assisted tackles in a division-clinching win vs. DAL (12/30)... Added two assisted tackles in the NFC Wild Card Round vs. SEA (1/6).

#### 2011 (REDSKINS)

Played in nine games, recording 16 tackles (eight solo), 1.5 sacks and a forced fumble... Saw action and recorded two tackles (one solo) vs. NYG (9/11)... Saw action vs. ARI (9/18)... Saw action at DAL (9/26) and recorded six tackles (four solo) and a forced fumble... Saw action at STL (10/2) and recorded one tackle (solo)... Saw action vs. PHI (10/16) and recorded three tackles (one solo) and .5 sacks... Saw action at CAR (10/23) and recorded five tackles (two solo)... Saw action at BUF (10/30) and recorded four tackles (one solo)... Saw action vs. SF (11/6) and recorded one tackle (one solo)... Saw action at MIA (11/13) and recorded two tackles (one solo)... Placed on Reserve/Injured List on Nov. 15.

#### 2010 (REDSKINS)

Played in 13 games with 13 starts and was inactive at DAL (12/19)... Totaled 57 tackles (32 solo) before finishing the season on Injured Reserve... Started vs. DAL (9/12) and had four tackles (four solo)... Started vs. HOU (9/19). Totaled four tackles (three solo)... Started at STL (9/26). Registered seven tackles (four solo) and had one hit on quarterback Sam Bradford... Opened the game at PHI (10/3) and had seven tackles (three solo) and a pass defensed... Started vs. GB (10/10) and totaled six tackles (two solo). Controlled the line of scrimmage, allowing linebackers Lorenzo Alexander, London Fletcher and Brian Drakpo to combine for four sacks... Opened the game and had two tackles vs. IND (10/17)... Started at CHI (10/24). Had two tackles (one solo) and two quarterback pressures. Helped limit the Bears to just 66 rushing yards... Had two tackles (two solo) at DET (10/31)... Started vs. PHI (11/15) and had four tackles (three solo)... Had three tackles (one solo) at TEN (11/21)... Started vs. MIN (11/28). Had seven tackles (two solo)... Had five tackles (two solo) and one hit on the quarterback at NYG (12/5)... Started vs. TB (12/12) and led all defensive linemen with four tackles (three solo)... Declared inactive at DAL (12/19) with groin and elbow injuries... Placed on Reserve/Injured list on Dec. 25 with an injured groin.

#### 2009 (REDSKINS)

Played in all 16 regular season games with six starts... Re-



corded 50 tackles (25 solo), tied his career high with two sacks, and also added his first career forced fumble... Finished second on the team behind Andre Carter with six tackles for loss... Notched four tackles (two solo), including one for a loss, and his first sack of the season at ATL (11/8)... Totaled two tackles (solo), including one for a loss, and his second sack of the season at SD (1/4).

#### 2008 (REDSKINS)

Played in 13 regular season games with 12 starts... Was inactive with an ankle injury in three contests (at NYG, 11/30; at BAL, 12/7 and vs. PHI, 12/21)... Totaled 37 tackles and a career-high two sacks... Tied his season-high with six tackles and a sack of quarterback Ben Roethlisberger vs. PIT (11/3).

#### 2007 (REDSKINS)

Played in 15 regular season games and one postseason contest; inactive against DET (10/7)... Totaled 18 tackles and one sack for the season; his sack on quarterback Eli Manning vs. NYG (9/23) was the first of his career... Blocked an extra point against ARI (10/21), the first extra point blocked by the Redskins since Wilber Marshall against San Francisco on November 20, 1988... Blocked a field goal against CHI (12/6), the first field goal blocked by the Redskins since Troy Vincent against Dallas on November 5, 2006.

#### 2006 (REDSKINS)

Played in all 16 regular season games with 13 starts... Recorded a career-best 59 tackles... Made his first professional start at DT at HOU (9/24) and recorded three tackles (one solo) and his first career fumble recovery.

### COLLEGE

Played in 10 games as a senior at Georgia, with nine starts after being hampered by an elbow injury... Recorded 21 tackles (13 solo), 1.5 sacks and 28 quarterback pressures, which ranked second on the team... Helped lead the defense that held LSU to 74 yards rushing in the SEC Championship Game... Winner of the 2005 Leon Farmer Strength and Conditioning Award... Recipient of the Coaches Leadership Award for defense as a junior... Suffered a broken shoulder blade during practice, which limited him to eight games during his sophomore season... A member of the Bulldogs team that won Georgia's first SEC Championship in 20 years, defeated FSU for the Nokia Sugar Bowl title and set a school record for most victories in a season (13)... Named Freshman All-America third-team and Freshman All-SEC first-team by The Sporting News... Majored in child and family development.

### PERSONAL

Attended Sandy Creek H.S. and is a native of Tyrone, Ga... Honored as a Parade Magazine All-American and Georgia Sports Writers Association All-American... All-time sack leader (45) at Sandy Creek... Lettered in basketball and finished second in state in wrestling his junior year... Participated in the NFL's business management and entrepreneurial programs at the Harvard Business School and the Wharton School of the University of Pennsylvania, which prepares players for their post-playing careers... Co-owns "The Studio - Mind.Body.Soul" in Ashburn, which provides Reformer Pilates and Studio Barre training for customers in Loudoun County and beyond... Also owns "Golston Real Estate," based in nearby Sterling, Va... He and his wife, Christal, have four children: Tori, Kedric II, Kaden and Avery... Daughter, Tori, is a successful child model who has appeared in Macy's billboards in Times Square and in advertisements for Target, Toys "R" Us and Linens N Things.

### COMMUNITY

Has been active in the community during his time in Washington... Attended the Burgundy & Gold Youth For Tomorrow Banquet... Participated in Tyler Polumbus' Tyler's Kids Outreach Football Camp at Redskins Park... Participated in Ryan Kerrigan's first Blitz for the Better Foundation fundraising event... Contributed at the Adopt a Child Shopping Spree... Attended Darrell Green's annual Christmas With The Redskins party to benefit more than 150 underserved children during the holidays... In 2010, participated in the Ashburn Volunteer Fire Department Visit, A.C.E.S. Foundation Bowling Fundraiser, NASCAR Day at Old Dominion Speedway with Youth for Tomorrow, A.C.E.S. Foundation 'Big Play' Back-to-School Giveaway, PLAY 60 Guinness World Record Attempt and Renaldo Wynn's Adopt a Child for the Holidays. During the 2010 offseason, was awarded a grant by the NFL Youth Football Fund to help support his youth football camp... In July 2010, co-hosted "Ride to Provide," a charity bike event which helped raise money for the ACES Foundation and other children's charities... Joined the Tigerlily Foundation during the 2009 offseason to host its Annual Kickoff for Breast Cancer to raise awareness and funds to continue its mission of providing full-lifecycle assistance to young women affected by breast cancer... Joined teammates at Jason Taylor Foundation's "Cool Gear for the School Year" to assist deserving area children pick out new clothes from Old Navy in 2008... Attended the seventh annual "Dancing with the Stars" Sweetheart Ball on Valentine's Day of 2008 to help raise money for Joe Gibbs' Youth for Tomorrow Foundation.

### YEAR-BY-YEAR STATS

#### DEFENSE

Year	Team	G	GS	Tack	Solo	Sack	PD	FF	FR
2006	Was	16	13	44	34	0.5	3	0	1
2007	Was	15	0	12	8	1	0	0	1
2008	Was	13	12	28	19	2	1	0	0
2009	Was	16	5	33	21	2	2	1	0
2010	Was	13	13	34	19	0	1	0	0
2011	Was	9	0	16	8	1.5	0	1	0
2012	Was	16	0	16	8	0	0	0	0
2013	Was	16	8	21	10	0	0	0	0
2014	Was	11	0	7	7	0	0	0	0
2015	Was	15	0	10	0	0	0	0	0
<b>Career</b>		<b>140</b>	<b>51</b>	<b>221</b>	<b>134</b>	<b>7</b>	<b>7</b>	<b>2</b>	<b>2</b>

\*Tackle stats according to STATS, LLC

#### POSTSEASON

Year	Team	G	GS	Tack	Solo	Sack	PD	FF	FR
2007	Was	1	0	3	3	0	0	0	0
2012	Was	1	0	2	0	0	0	0	0
2015	Was	1	0	0	0	0	0	0	0
<b>Career</b>		<b>3</b>	<b>0</b>	<b>5</b>	<b>3</b>	<b>0</b>	<b>0</b>	<b>0</b>	<b>0</b>

### CAREER HIGHS

#### SINGLE-GAME

<b>Total Tackles:</b>	6, three times, last time at DAL (9/26/11)
<b>Solo Tackles:</b>	5, three times, last time vs. CLE (10/19/08)
<b>Sacks:</b>	1, six times, last time at BUF (10/30/11)
<b>Passes Defensed:</b>	1, seven times, last time at DET (10/31/10)
<b>Forced Fumbles:</b>	1, twice, last time at DAL (9/26/11)
<b>Fumble Recoveries:</b>	1, twice, at Minnesota (12/23/07)

14



# RYAN GRANT

## WR

6-0 // 201

3rd NFL Season // Tulane

DOB: Dec. 19, 1990 // West Brook H.S. (Beaumont, Texas)

### MILESTONES

NFL debut: 9/7/14 (at HOU)... First NFL start: 10/27/14 (at DAL)... First reception: 9/14/14 (vs. JAX, 3 yards from Kirk Cousins)... First receiving TD: 10/25/15 (vs. TB, 3 yards from Kirk Cousins)

### TRANSACTIONS

Originally selected by the Washington Redskins in the fifth round (142nd overall) of the 2014 NFL Draft.

### PRO

Enters his third NFL season in 2016 having previously recorded 30 receptions for 336 yards with two receiving touchdowns in 32 games across the 2014-15 seasons.

### YEAR-BY-YEAR

#### 2015 (REDSKINS)

Posted career highs with 23 receptions for 268 yards with two touchdowns while appearing in all 16 regular season games (with a career-high five starts) and one postseason contest... Caught one pass for 15 yards in season opener vs. MIA (9/13)... Recorded three receptions for 45 yards in a start vs. STL (9/20), including a career-long 35-yarder... Gained nine yards on two receptions at NYG (9/24)... Posted five receptions for 45 yards in a start vs. PHI (10/4)... Caught one pass for four yards at ATL (10/11)... Gained 22 yards on two receptions at NYJ (10/18)... Caught three passes for 54 yards including the first touchdown of his career in the largest comeback win (24 points) in team history vs. TB (10/25)... Played on offense and special teams at NE (11/8), vs. NO (11/15) and at CAR (11/22)... Recorded a 19-yard reception in a win vs. NYG (11/29)... Played on offense and special teams vs. DAL (12/7) and at CHI (12/13)... Added a 13-yard catch in a win vs. BUF (12/20)... Recorded a 24-yard reception in a division-clinching win at PHI (12/26)... Caught three passes for 18 yards with a touchdown in regular season finale at DAL (1/3)... Contributed on offense and special teams in NFC Wild Card Round vs. GB (1/10).

#### 2014 (REDSKINS)

Played in all 16 games as a rookie with two starts, catching seven passes for 88 yards on the year... Made NFL debut on offense and special teams at HOU (9/7)... Caught five passes for 57 yards vs. JAX (9/14)... Contributed on offense and special teams at PHI (9/21), vs. NYG (9/25), vs. SEA (10/6) and at ARI (10/12)... Saw action on offense vs. TEN (10/19)... Made first NFL start at DAL (10/27)... Played on offense and special teams at MIN (11/2) and vs. TB (11/16)... Started in a four-receiver set at SF (11/23)... Played on offense and special teams at IND (11/30)... Caught one pass for four yards vs. STL (12/7)... Contributed on offense and special teams at NYG (12/14) and vs. PHI (12/20)... Caught one pass for seven yards vs. DAL (12/28).

### COLLEGE

Played at Tulane from 2009-13, starting 31 of the 47 games in which he appeared and finishing his career with 196 receptions for 2,769 yards and 21 touchdowns. His receptions and yardage figures finished fifth in school history... As a senior in 2013, led the Green Wave for the second consecutive year with 77 receptions for 1,039 yards and nine touchdowns in 13 games with 12 starts... Earned All-Conference USA honors from the league's coaches as a junior in 2012, starting all 12 games and recording 76 passes for 1,149 yards and six touchdowns. Led C-USA in receiving yards per game (95.8) that season... Redshirted in 2011 with a sports hernia... Started six of 12 games played in 2010, compiling 515 receiving yards with four touchdowns on 33 receptions... Played in nine games as a true freshman in 2009 and caught nine passes for 39 yards.

### PERSONAL

Attended West Brook H.S. in Beaumont, Texas, where he lettered three times and helped the Bruins to a combined 27-8 record during his career... Won a District 21-5A title as a senior and advanced to the state playoffs all three seasons... Named first-team all-district as a senior after catching 42 passes for 717 yards and seven touchdowns... Named a two-star recruit by Rivals.com and Scout.com... Majored in business management and minored in marketing... Distributed hats and coats as part of the Share the Warmth event presented by Macy's and distributed sporting goods and toys to youth at D.C.'s Johnson Middle School in 2015... Visited hematology patients at a Washington, D.C. Ronald McDonald House and also stressed the importance of staying on the right path on a panel at the Fairfax Juvenile Detention Center in 2014... Son of Greta Roberts and Reginald Grant... Full name: Ryan Joseph Grant... Born Dec. 19, 1990 in Beaumont, Texas.

### YEAR-BY-YEAR STATS

#### RECEIVING

Year	Team	GP	GS	Rec	Yds	Avg	Lg	TD
2014	Was	16	2	7	68	9.7	21	0
2015	Was	16	5	23	268	11.7	35	2
<b>Career</b>		<b>32</b>	<b>7</b>	<b>30</b>	<b>336</b>	<b>11.2</b>	<b>35</b>	<b>2</b>

#### POSTSEASON

Year	Team	GP	GS	Rec	Yds	Avg	Lg	TD
2015	Was	1	0	0	0	0	0	0
<b>Career</b>		<b>1</b>	<b>0</b>	<b>0</b>	<b>0</b>	<b>0</b>	<b>0</b>	<b>0</b>

### CAREER HIGHS

#### SINGLE-GAME

<b>Receptions:</b>	5, twice, last vs. Philadelphia (10/4/15)
<b>Receiving Yards:</b>	57, vs. Jacksonville (9/14/14)
<b>Long (Receiving):</b>	35, vs. St. Louis (9/20/15)
<b>Receiving TD:</b>	1, twice, last at Dallas (1/3/15)

**23**

# DeANGELO HALL

**S****5-10 // 202****13th NFL Season // Virginia Tech****DOB: Nov. 19, 1983 // Deep Creek H.S. (Chesapeake, Va.)**

## HONOR ROLL

Defensive Captain (2010-11, 2014)  
 Three-time Pro Bowler (2005, 2006, 2010 seasons)  
 2011 Pro Bowl MVP

## MILESTONES

NFL debut: 10/24/04 [at KC]... Redskins debut: 11/16/08 [vs. DAL]... 100th NFL game: 12/26/10 [at JAX]... 100th NFL start: 10/16/11 [vs. PHI]... First INT: 11/28/04 [vs. NO, Aaron Brooks]... First multi-INT game: 09/17/06 [vs. TB, 2]... First four-INT game: 10/24/10 [at CHI]... 30th career INT: 10/24/10 [at CHI, Jay Cutler]... 40th career INT: 9/22/13 [vs. DET, Matthew Stafford]... First TD: 01/02/05 [at SEA, 48 yard INT return, Matt Hasselbeck]... First FF: 12/12/04 [vs. OAK, Chris Hetherington]... First FR: 10/16/05 [at NO, Antowain Smith]... First multi-FR game: 12/12/05 [vs. NO, 2]... First sack: 12/12/04 [vs. OAK, Kerry Collins]... First interception: 09/17/06 [vs. TB, no gain from Michael Vick]

## TRANSACTIONS

Originally selected by the Atlanta Falcons in the first round (eighth overall) of the 2004 NFL Draft... Traded to the Oakland Raiders on March 21, 2008... Waived by the Oakland Raiders on November 5, 2008... Signed by the Washington Redskins as a free agent on November 8, 2008... Re-signed by the Redskins on March 3, 2009... Released by the Redskins on March 11, 2013... Signed by the Redskins on April 4, 2013... Re-signed by the Redskins on February 19, 2014.

## PRO

Enters 2016 having played in 163 career regular season games, with 154 starts, and four postseason contests (all starts)... Credited by STATS, LLC with 779 career tackles (614 solo), 43 interceptions, 138 passes defended, 11 forced fumbles, 15 fumble recoveries and two sacks through the 2014 season... Was selected to the Pro Bowl with the Falcons in 2005 and 2006 and with the Redskins in 2010, earning Pro Bowl MVP honors in the game following the 2010 season... Tied an NFL record with four interceptions at Chicago in 2010... Was the first player in NFL history to record five career fumble returns for touchdowns and five career interception returns for touchdowns.

## YEAR-BY-YEAR

### 2015 (REDSKINS)

Appeared in 11 regular season games (eight starts) and one postseason game, transitioning from cornerback to safety in the middle of the season. Compiled 48 tackles (39 solo), a forced fumble and a fumble recovery, which he returned for a touchdown in the team's division-clinching win in Week 16... Tied for team lead with eight tackles (six solo) with a pass defended vs. MIA (9/13)... Recorded four tackles (three solo) in a win vs. STL (9/20)... Made four tackles (three solo) at NYG (9/24) before exiting with a toe injury... Inactive vs. PHI (10/4), at ATL (10/11), at NYJ (10/18), vs. TB (10/25) and at NE (11/8)... Transitioned to safety following the injury... Returned to action in a win vs. NO (11/15), recording two assisted tackles... Contributed on defense at CAR (11/22)... Started at safety and recorded four solo tackles in a win vs. NYG (11/29)... Posted four tackles (two solo) vs. DAL (12/7)... Tied

for team lead with six solo tackles in a win at CHI (12/13)... Led Redskins with nine tackles (eight solo) and a pass defended in a win vs. BUF (12/20)... Posted four solo tackles, a forced fumble and a fumble recovery he returned 17 yards for a division-clinching score at PHI (12/26). Became the first player in NFL history to record at least five interception return touchdowns and five fumble return touchdowns in a career. Tied Jessie Tuggle for second-most fumble returns for touchdowns in NFL history (five)... Recorded three solo tackles in regular season finale at DAL (1/3)... Tallied six tackles (two solo) in NFC Wild Card Round vs. GB (1/10).

### 2014 (REDSKINS)

Played in three games — starting all three — before suffering a season-ending Achilles injury. Recorded 16 tackles (12 solo), a forced fumble and a fumble recovery on the season... Named by his teammates as the defensive captain prior to the season... Started and appeared in his 150th career NFL game at HOU (9/7), leading the team with eight tackles (seven solo)... Started and added three tackles (two solo) vs. JAX (9/14)... Started and recorded five tackles (three solo), one forced fumble and one fumble recovery at PHI (9/21) before exiting the game with an injured Achilles.

### 2013 (REDSKINS)

Started all 16 games for a fourth consecutive season... Credited by coaches with 106 tackles (79 solo), third-most on the team... Scored a team-record three defensive touchdowns (two via interception return, one via fumble return)... Started at cornerback vs. PHI (9/9) and had six tackles (three solo) and a fumble recovery he returned 75 yards for a touchdown. The fumble recovery touchdown was Hall's fourth of his career, the most among active NFL players and tied with four players for the third-most career fumble return touchdowns in NFL history... Started at GB (9/15) and had seven tackles (five solo) with a forced fumble... Started vs. DET (9/22) and added four tackles (three solo) and scored his second touchdown of the year on a 17-yard first quarter interception return. The pick made him the fifth active player to reach 40 career interceptions, joining Ed Reed, Charles Woodson, Champ Bailey and Asante Samuel. The interception return for touchdown was the fourth of his career, making Hall only the second player in NFL history to score at least four touchdowns by both interception return and by fumble return (Ronde Barber)... Started at OAK (9/29) and added two assisted tackles... Started at DAL (10/13), posting seven tackles (five solo) and a pass defended and helping limit Dez Bryant to only 36 receiving yards... Started vs. CHI (10/20), posting four tackles (three solo) and three passes defended... Started at DEN (10/27) and posted four solo tackles, three passes defended and two interceptions, one of which he returned 26 yards for a touchdown. The defensive touchdown was his third of the season (two via interception return, one via fumble return), making him the first player in Redskins history to score three defensive touchdowns in a season. The pick-six was the fifth in his career, making him the sixth active player with at least five career interception returns for touchdowns (Charles Woodson, Charles Tillman, Ed Reed, Asante Samuel and Lance Briggs). The two interceptions pushed him past Vernon Dean (1982-87) and Lemar Parrish (1978-81) into the Top 10 in team history... Started and posted five tackles (three solo) vs. SD (11/3)... Started and led the Redskins with 11 tackles (seven solo) and a forced fumble at MIN (11/7)... Started and added two solo tackles at PHI (11/17)... Started vs. SF (11/25), recording a solo tackle, a pass defended and his career-high

third forced fumble of the season... Started and registered seven tackles (five solo) vs. NYG [12/1]... Started and added six tackles (all solo) vs. KC [12/8]... Started and recorded four tackles (two solo) and a pass defended at ATL [12/15]... Started vs. DAL [12/22], notching four solo tackles and two passes defended, including his fourth interception... Started and made four solo tackles at NYG [12/29].

## 2012 (REDSKINS)

Started all 16 regular season games and finished third on the team in tackles (115, 89 solo) as credited by the coaching staff... Credited with 16 passes defended in addition to one sack, one fumble recovered and four interceptions... Started and registered two tackles (both for loss), including the first full sack of his career, dropping Drew Brees for a seven-yard loss in a season-opening win at NO [9/9]... Started at STL [9/16] and led the team with eight tackles (all solo), a pass defended and a fumble recovery — the 10th fumble recovery of his career, making him the 20th active player to reach double digits in fumble recoveries... Started and had 13 tackles (11 solo) and a pass defended vs. CIN [9/23]... Had five tackles, two passes defended and an interception as a starter at TB [9/30]... Started and registered nine tackles (five solo) vs. ATL [10/7]... Started and posted seven tackles and had a game-ending interception of QB Christian Ponder in the end zone vs. MIN [10/14]... Started and had three tackles and a pass defended at NYG [10/21]... Registered six tackles (five solo) as a starter at PIT [10/28]... Started and had three tackles and two passes defended vs. CAR [11/4]... Started and had an interception of QB Nick Foles in addition to seven tackles (six solo) in a win vs. PHI [11/18]... Started and had three tackles (two solo), two passes defended and an interception in a Thanksgiving Day win at DAL [11/22]. It was Hall's second consecutive game with an interception, marking the first time he had at least one interception in consecutive games since October 2010. He also had a 43-yard onside kick return in the final minute that he downed inside the five-yard line to allow the offense to kneel out the clock... Started in a win vs. NYG [12/3] on Monday Night Football and registered four tackles (three solo)... Started and posted seven tackles (four solo) in a win vs. BAL [12/9]... Started and registered six tackles (four solo) in a win at CLE [12/16]... Started and had five solo tackles in a win at PHI [12/23]... Started and had three tackles and three passes defended and was given a game ball by NBC's Sunday Night Football for his role in a division-clinching win vs. DAL [12/30]... Started and had six tackles (two solo) in NFC Wild Card Round vs. SEA [1/6].

## 2011 (REDSKINS)

Named a defensive captain for the second consecutive season... Named NFC Defensive Player of the Week for his performance in Week 12... Started all 16 games... Totaled 111 tackles (75 solo), three interceptions, one forced fumble and 16 passes defended... Started vs. NYG [9/11] and recorded eight tackles (four solo) and one pass defended... Started vs. ARI [9/18] and finished with six tackles (four solo) and one pass defended... Started at DAL [9/26] and recorded six tackles (six solo)... Started at STL [10/2] and recorded six tackles (five solo) and two passes defended... Started at left corner vs. PHI [10/16] and recorded five tackles (three solo) and one interception... Started at CAR [10/23] and recorded five tackles (four solo) and one pass defended... Started at BUF [10/30] and recorded seven tackles (six solo)... Started vs. SF [11/6] and recorded 13 tackles (eight solo) and one forced fumble... Started at MIA [11/13] and recorded eight tackles (four solo) and one pass defended... Started vs. DAL [11/20] and recorded eleven tackles (nine solo)... Started at SEA [11/27] and recorded seven tackles (two solo), seven passes defended and one interception, a performance that earned him recognition as the NFC Defensive Player of the

Week... Started vs. NYJ [12/4] and recorded seven tackles (six solo) and one pass defended... Started vs. NE [12/11] and recorded nine tackles (six solo)... Started at NYG [12/18] and recorded seven tackles (five solo), two passes defended and one interception... Started vs. MIN [12/24] and recorded two tackles (two solo) and one pass defended... Started at PHI [1/1/12] and recorded three tackles (two solo) and two passes defended.

## 2010 (REDSKINS)

Named a defensive captain... Earned his first trip to the Pro Bowl as a member of the Redskins and won game MVP honors... Named NFC Defensive Player of the Week for his performance in Week 7... Started all 16 games and led all Redskins with six interceptions, which tied him for fifth in the NFL and tied his career high... Also finished third on the team in tackles, with 112 (79 solo)... Totaled two forced fumbles, two fumble recoveries and 16 passes defended... Finished tied for first in the NFL in takeaways (8)... Started vs. DAL [9/12] and registered 12 tackles (10 solo), including one tackle for a loss, two passes defended, one forced fumble and a fumble recovery, which he returned 32 yards for a touchdown. The fumble recovery for a touchdown, which came after he stripped the ball from running back Tashard Choice, was the first of Hall's career and also accounted for the only touchdown scored by the Redskins... Opened the game and led his position group with 13 tackles (nine solo) vs. HOU [9/19]... Started at STL [9/26] and led all Redskins cornerbacks with nine tackles (six solo)... Opened the game at PHI [10/3] and registered seven tackles (three solo), one pass defended and an interception. His interception came in the endzone in the final play of regulation to clinch the Washington victory... Had 12 tackles (eight solo) vs. GB [10/10]... Totaled seven tackles (four solo) vs. IND [10/17]... Started at CHI [10/24]. Tied an NFL record by intercepting four passes, one of which he returned 92 yards for a touchdown. Became 19th NFL player and third Redskin to record four interceptions in the same game. He is the first NFL player to do so since Denver's Deltha D'Neal on Oct. 7, 2001. Sammy Baugh [11/14/43 vs. Detroit] and Dan Sandifer [10/31/48 vs. Boston] were the other Redskins to do so. Hall's 92-yard interception return for a touchdown was the longest of his career and tied for the third-longest in Redskins history. Became the first Redskins defender to score two defensive touchdowns in the same season since Andre Collins in 1994. Was named NFC Defensive Player of the Week for his performance. His jersey from the game now resides at the Pro Football Hall of Fame... Started at DET [10/31]. Had six tackles (four solo), two passes defended and one interception. The interception gave him six on the season, matching a career high and are the most by a Redskin since Matt Stevens had six in 1999... Had eight tackles (five solo) and one pass defended vs. PHI [11/15]... Started at TEN [11/21]... Opened the game vs. MIN [11/28]. Totaled four tackles (four solo) while helping hold quarterback Brett Favre to just 172 passing yards and no touchdowns... Totaled two tackles (two solo) and helped hold quarterback Eli Manning to 161 yards and a 62.2 passer rating at NYG [12/5]... Started vs. TB [12/12] and had four tackles (three solo) and two passes defended. Forced and recovered a fumble from Buccaneers running back LeGarrette Blount... Had three tackles (three solo) at DAL [12/19]... Started at JAX [12/26] and made six tackles (two solo)... Totaled eight tackles (seven solo) and two passes defended vs. NYG [1/2].

## 2009 (REDSKINS)

Played in 13 games with 12 starts, declared inactive for three games with a knee sprain (at PHI, 11/29; vs. NO, 12/6; and at OAK, 12/13)... Led the Redskins with four interceptions... Also totaled 64 tackles (44 solo), nine passes defended and one fumble recovery... Had 10 tackles (seven solo) at CAR

(10/11) and intercepted his third pass of the season, picking off quarterback Jake Delhomme... Notched four tackles (three solo) and an interception vs. DEN (11/15)... Sustained a knee sprain against at DAL (11/23) after recovering his first fumble of the season, but returned to total nine tackles.

#### 2008 (RAIDERS/REDSKINS)

Started in eight games with the Oakland Raiders and played in seven games with four starts for the Redskins... Tied for sixth in the NFL in interceptions (5) and fifth in passes defended (21) in 2008 with Oakland and Washington... Tallied 49 tackles, three interceptions, 13 passes defended, one fumble recovery, one forced fumble and a half-sack as a member of the Raiders... Released by the Raiders on November 5... Signed with the Redskins on Nov. 8... Totaled 27 tackles (21 solo), two interceptions, eight passes defended and one fumble recovery with the Redskins... Made his Redskins debut at DAL (11/16) and had three tackles and intercepted Dallas quarterback Tony Romo... Made his first start with the Redskins at BAL (12/7) and had four tackles, one pass defended, one fumble recovery (returned for 10 yards) and one special teams stop.

#### 2007 (FALCONS)

Tallied a career-high 71 tackles to go along with five interceptions for 80 yards, 16 passes defended, one fumble recovery, one fumble forced and a touchdown... Posted one tackle, one pass defended and one interception (19 yards) at MIN (9/9). The interception marked the 13th of his career and second on opening day (9/12/05 vs. PHI)... Recorded one tackle, one fumble recovery (56 yards - in the first quarter for a touchdown) and one pass defended at TEN (10/7)... Amassed a career high 11 tackles and tied a career high with four passes defended in addition to recording one interception (33 yards) vs. NYG (10/15).

#### 2006 (FALCONS)

Earned second consecutive Pro Bowl nod after tallying 56 tackles, a team-high four interceptions, one fumble recovery and a career-high 16 passes defended... According to STATS Inc., less than half (48.7 percent) of the passes thrown his direction were completed... Had two tackles, one interception and two passes defended against ARI (10/1); his interception was returned 37 yards for a touchdown... Had a then-career-best two interceptions vs. TB (9/17).

#### 2005 (FALCONS)

Started 15 games and led the team with a career-high six interceptions... Also tallied 68 tackles, 10 passes defended, two fumble recoveries, one forced fumble and one touchdown on the way to his first Pro Bowl selection... Registered eight punt returns for 82 yards and two kickoff returns for 45 yards... Matched up against WR Terrell Owens in the season opener and posted four tackles and one interception as he kept the Pro Bowl receiver out of the end zone before a nationally televised audience on ABC's "Monday Night Football" vs. PHI (9/12).

#### 2004 (FALCONS)

Saw action in 10 games with nine starts after missing the first six games of the season with a hip injury suffered in the preseason... Registered 37 tackles, two interceptions, one forced fumble, six passes defended and a half-sack; also returned one kickoff for 48 yards... Tied for second on the team with eight passes defended and third with two interceptions... Posted first career interception vs. NO (11/28).

### COLLEGE

Recorded 190 tackles, 20 passes defended, eight interceptions, two forced fumbles, one fumble recovery and seven receptions for 86 yards with one touchdown in his three-year career at Virginia Tech... Returned 56 punts for 839 yards and five touchdowns... His five punt returns for touchdowns rank second in Big East Conference history to current teammate Santana Moss (6, Miami)... All-America first-team selection as a punt returner as a junior... Semi-finalist for the Jim Thorpe Award, given to the nation's top defensive back, as he ranked sixth on the team with a career high 93 tackles... Tallied 56 tackles, 12 passes defended, four interceptions and one forced fumble in 10 starts as a sophomore... Registered 42 tackles and three interceptions as a freshman.

### PERSONAL

Lettered in basketball, football and track at Deep Creek H.S. in Chesapeake, Va... Rushed for more than 1,300 yards and 30 touchdowns as a senior... First team all-state selection as a defensive back and kick returner as he intercepted nine passes and posted more than 100 tackles... Averaged 9.8 yards per carry as a junior and added seven picks... Placed sixth at the junior nationals in the 60-meter dash as a junior... Majored in secondary education... Served as an NFL Network analyst during the 2015 Scouting Combine... Married to his wife, Jada, with whom he has six children: Tyrel, Mya, TaLia, Bre, and twins, Jaden and DJ... Has participated in several community events during his time in Washington, among them the CareFirst Legislative Reception, Coca-Cola's Get the Ball Rolling Flag Football Experience, Darrell Green's annual Christmas With The Redskins event, the team's 80th Anniversary Thank You Tour throughout Virginia, Maryland and Washington, D.C. in 2012, numerous PLAY 60 events, the Brian Mitchell Youth Football Camp, Macy's Redskins Coat Giveaway Event, London's Bridge Holiday events and more. Also participated in the inaugural WDW Wives Runway Show to benefit the Washington Redskins Charitable Foundation in 2015.

## YEAR-BY-YEAR STATS

## DEFENSE

Year	Team	G	GS	Tack	Solo	Sack	INT	PD
2004	Atl	10	9	36	30	0.5	2	6
2005	Atl	15	15	66	59	0	6	10
2006	Atl	16	16	58	51	0	4	16
2007	Atl	16	15	70	63	0	5	16
2008	Oak/Was	15	12	74	63	0.5	5	21
2009	Was	13	12	58	46	0	4	9
2010	Was	16	16	95	65	0	6	16
2011	Was	16	16	90	65	0	3	16
2012	Was	16	16	90	64	1	4	14
2013	Was	16	16	78	57	0	4	13
2014	Was	3	3	16	12	0	0	0
2015	Was	11	8	48	39	0	0	2
<b>Career</b>		<b>163</b>	<b>154</b>	<b>779</b>	<b>614</b>	<b>2</b>	<b>43</b>	<b>139</b>

\*Tackle stats according to STATS, LLC

## KICK RETURN

Year	Team	KR	Yds	Avg	Lg	TD
2004	Atl	1	48	48	48	0
2005	Atl	2	45	22.5	23	0
2012	Was	1	43	43	43	0
<b>Career</b>		<b>4</b>	<b>136</b>	<b>34</b>	<b>48</b>	<b>0</b>

## PUNT RETURN

Year	Team	PR	Yds	Avg	Lg	TD
2005	Atl	8	82	10.3	27	0
2007	Atl	5	41	8.2	16	0
2009	Was	2	-2	-1	0	0
2012	Was	1	0	0	0	0
<b>Career</b>		<b>16</b>	<b>121</b>	<b>7.6</b>	<b>27</b>	<b>0</b>

## ADDITIONAL

**FF-FR:** 1-0 in 2004, 1-3 in 2005, 0-1 in 2006, 1-1 in 2007, 0-2 in 2008, 0-1 in 2009, 2-2 in 2010, 1-0 in 2011, 0-1 in 2012, 1-1 in 2013, 2-2 in 2014, 1-1 in 2015

**FR TD:** 1 in 2005, 1 in 2007, 1 in 2010, 1 in 2013, 1 in 2015

**INT TD:** 1 in 2004, 1 in 2006, 1 in 2010, 2 in 2013

## POSTSEASON STATS

## DEFENSE

Year	Team	G	GS	Tack	Solo	Sack	INT	PD
2004	Atl	2	2	8	6	0	0	0
2012	Was	1	1	6	2	0	0	1
2015	Was	1	1	6	2	0	0	0
<b>Career</b>		<b>4</b>	<b>4</b>	<b>20</b>	<b>10</b>	<b>0</b>	<b>0</b>	<b>1</b>

\*Tackle stats according to STATS, LLC

## KICK RETURN

Year	Team	KR	Yds	Avg	Lg	TD
2004	Atl	1	15	15.0	15	0
<b>Career</b>		<b>1</b>	<b>15</b>	<b>15.0</b>	<b>15</b>	<b>0</b>

## ADDITIONAL

Receiving: 1 rec. for 6 yards (2004)

## CAREER HIGHS

## SINGLE-GAME

<b>Total Tackles:</b>	13, vs. Houston (9/19/10)
<b>Solo Tackles:</b>	11, vs. NY Giants (10/15/07)
<b>Interceptions:</b>	4, at Chicago (10/24/10)
<b>Interception TD:</b>	1, five times, last at Denver (10/27/13)
<b>Passes Defensed:</b>	5, at Seattle (11/27/11)
<b>Forced Fumbles:</b>	1, 11 times, last at Philadelphia (12/26/15)
<b>Fumble Recoveries:</b>	2, vs. New Orleans (12/12/05)
<b>Fumble Recovery TD:</b>	1, five times, last at Philadelphia (12/26/15)

# JEREMY HARRIS

37



CB

6-2 // 195

3rd NFL Season // New Mexico State

DOB: April 26, 1991 // Dorsey (Calif.) H.S.

## MILESTONES

NFL debut: 9/7/14 (at PHI)... Redskins debut: 1/3/16 (at DAL)

## TRANSACTIONS

Originally selected by the Jacksonville Jaguars in the seventh round (208th overall) of the 2013 NFL Draft... Waived by the Jaguars on September 4, 2015... Signed to the Kansas City Chiefs' practice squad on September 8, 2015... Released from the Chiefs' practice squad on October 13, 2015... Signed to the New York Jets' practice squad on October 20, 2015... Released from the Jets' practice squad on November 14, 2015... Signed to the Washington Redskins' practice squad on November 30, 2015... Signed to the Redskins' active roster on December 29, 2015.

## YEAR-BY-YEAR

### 2015 [JAGUARS/CHIEFS/JETS/REDSKINS]

Waived by the Jaguars in the preseason... Signed to the Chiefs' practice squad on Sept. 8 but was released in Week 6... Spent four weeks on the Jets' practice squad... Signed to the Redskins' practice squad in Week 13... Signed to active roster in Week 17 and recorded a solo tackle in Redskins debut at DAL (1/3)... Inactive in NFC Wild Card Round vs. GB (1/10).

### 2014 [JAGUARS]

Played in six games, recording five special teams tackles... Made NFL debut at PHI (9/7) on special teams... Saw action for career-high 10 snaps at cornerback vs. MIA (10/26)... Registered a career-high four special teams tackles at CIN (11/2)... Was inactive for the final five games.

### 2013 [JAGUARS]

Placed on injured reserve on Aug. 25 with a back injury.

## COLLEGE

Appeared in 25 games in his last two seasons at New Mexico State after spending two seasons at East Los Angeles Junior College... Career totals at New Mexico State include 83 tackles, 12 pass breakups, two forced fumbles, one interception and one tackle for a loss... Started all 12 games at cornerback as a senior in 2012, earning first-team All-WAC honors. Posted 56 tackles (37 solo), 10 pass breakups, two forced fumbles, one tackle for a loss and one interception... Appeared in 13 games as a junior, tallying 27 tackles and two pass breakups... Started every game at East Los Angeles Junior College for two seasons... In 2010, tallied 17 tackles, three interceptions (one returned for touchdown), three pass breakups and one fumble recovery. Led the team with 218 yards on kick returns (24.2 yards per return), including one for a TD.

## PERSONAL

Attended Dorsey (Calif.) H.S., where he was named a second-team All-District selection in 2007... Helped lead team to a combined 16-8 record during his junior and senior seasons... Also ran track, earning a third place finish in the city meet in 2007 and a second place finish and third in the state in his senior season... Son of Chandra Franklin... Also raised by his grandparents, Gerald and Joanna Franklin... Born April 26, 1991.

## YEAR-BY-YEAR STATS

### DEFENSE

Year	Team	G	GS	Tack	Solo	Sack	INT	PD
2014	Jax	6	0	0	0	0	0	0
2015	Was	1	0	1	1	0	0	0
<b>Career</b>		<b>7</b>	<b>0</b>	<b>1</b>	<b>1</b>	<b>0</b>	<b>0</b>	<b>0</b>

\*Tackle stats according to STATS, LLC

**55**

# ADAM HAYWARD

**LB****6-1 // 246****10th NFL Season // Portland State****DOB: June 23, 1984 // Marina H.S. (Westminster, Calif.)**

## HONOR ROLL

Redskins Special Teams Captain (2014)  
 Buccaneers Special Teams Captain (2011-13)  
 Buccaneers Walter Payton Man of the Year (2010)

## MILESTONES

NFL debut: 9/9/07 (at SEA)... First NFL start: 12/13/09 (vs. NYJ)... Redskins debut: 9/7/14 (at HOU)... First sack: 11/21/10 (at SF, Troy Smith)... First FR: 11/21/10 (at SF, Joshua Morgan)... First TD: 11/11/12 (vs. SD, blocked punt return)

## TRANSACTIONS

Originally selected by the Tampa Bay Buccaneers in the sixth round (182nd overall) of the 2007 NFL Draft... Re-signed with the Buccaneers on August 1, 2011... Signed with the Washington Redskins as an unrestricted free agent on March 12, 2014.

## PRO

Veteran special teams standout who agreed to terms with the Redskins on the first day of free agency in 2014 and was voted as the Redskins' special teams captain in his first season in Washington... Enters the 2016 season having previously appeared in 118 games with 13 starts... Served as the Buccaneers' special teams captain for three years from 2011-13... Led Buccaneers in special teams tackles in five of his last six seasons in Tampa Bay... Established a single-season career high in special teams tackles in each of his first four seasons.

## YEAR-BY-YEAR

### 2015 (REDSKINS)

Spent the season on the team's Reserve/Injured list after suffering a knee injury in the team's second preseason game.

### 2014 (REDSKINS)

Named by his teammates as special teams captain prior to his first season in Washington... Appeared in 11 games... Contributed on special teams at HOU (9/7), vs. JAX (9/14), at PHI (9/21), vs. NYG (9/25) and vs. SEA (10/6)... Played on defense in addition to special teams at ARI (10/12) and vs. TEN (10/19), recording an assisted tackle in both games... Contributed on special teams and played one defensive snap in an overtime win at DAL (10/27)... Played on defense and special teams at MIN (11/2)... Contributed on special teams vs. TB (11/16) and at SF (11/23) before exiting the game against the Niners with a leg injury.

### 2013 (BUCCANEERS)

Elected special teams captain for a third consecutive season... Played in all 16 games for the fourth straight season, including two starts, and finished with 15 tackles on defense, including one for loss... Credited with a team-leading 11 tackles on special teams... Recorded two tackles, including one for loss, vs. PHI (10/13)... Registered one tackle on defense and two on special teams at SEA (11/3)... Recorded one special teams tackle in his 100th career game, vs. MIA (11/11)... Posted four tackles on defense and one on special teams vs. ATL (11/17)... Recorded first start of the season at

DET (11/24), recording three tackles and a pass defended... Notched one tackle on defense and one on special teams at CAR (12/1)... Registered one tackle on defense and one on special teams vs. BUF (12/8)... Recorded one tackle on defense and two on special teams vs. SF (12/15)... Posted one tackle on defense and one tackle on special teams at STL (12/22)... Started and tallied one tackle on defense and one on special teams at NO (12/29).

### 2012 (BUCCANEERS)

Served as the Buccaneers' special teams captain for second straight season... Played in all 16 games, making five starts and recording 15 tackles and two passes defended... Recovered a blocked punt and returned it 29 yards for a touchdown in win vs. SD (11/11). Added two tackles on defense and one on special teams... Started at linebacker, making two tackles on defense and two on special teams in win at CAR (11/18)... Started at linebacker and posted season-high five tackles, including one for loss vs. ATL (11/25)... Posted four tackles, including one for loss, at NO (12/16)... Started vs. STL (12/23) and recorded two tackles and a pass defended... Started in win at STL (12/30) and notched one tackle on defense and three on special teams.

### 2011 (BUCCANEERS)

Named as the Buccaneers' special teams captain... Appeared in all 16 games, starting two... Made 24 tackles (21 solo) on defense... Made first start of the season at NO (11/6)... Started vs. HOU (11/13) and posted a career-high eight tackles (seven solo) on defense.

### 2010 (BUCCANEERS)

Played in all 16 games with three starts... Posted a career-high 20 special teams tackles... Compiled 18 defensive tackles (13 solo), two passes defended and one sack... Started in Week 11 at SF (11/21) and made two solo tackles. Also recorded the first sack of his career by dropping Troy Smith for a three-yard loss and notched his first fumble recovery of his career on the team's first defensive possession... Recovered a fumble on the opening kick of the second half at WAS (12/12).

### 2009 (BUCCANEERS)

Appeared in 15 games and made his first NFL start in Week 14 vs. NYJ (12/13)... Ranked third on the team with 15 special teams tackles... Made 13 tackles (10 solo) on defense.

### 2008 (BUCCANEERS)

Played in all 16 games in his second NFL season... Tied for fourth on the team with 12 special teams tackles.

### 2007 (BUCCANEERS)

Appeared in 12 games as a rookie... Made his NFL debut at SEA (9/9).

## COLLEGE

Played in 22 games with 11 starts for Portland State (2005-06), earning All-American and unanimous All-Big Sky Conference honors for his performance at strongside linebacker... Totaled 123 tackles, 11.0 sacks, 19.0 tackles for loss and seven passes defended while forcing four fumbles and recovering another with the Vikings... As a senior, was named the league's Defensive Player of the Year... Spent three years at Colorado State (2002-04) before transferring to Portland State... Majored in business administration.



## PERSONAL

Attended Marina H.S. in Westminster, Calif... Earned all-region honors from PrepStar and was a two-time all-league choice... Posted 90 tackles, including 10 stops for losses, 6.0 sacks, five forced fumbles, three fumble recoveries and two interceptions as a senior... Has traveled to Bahrain, Italy, South Korea, the Persian Gulf, and Spain to greet and visit with U.S. troops stationed overseas... Married to the former Angela Rumore. The couple has one daughter, Jaslyn Faye... Born Adam Hayward on June 23, 1984 in Long Beach, Calif.

## COMMUNITY

Was extremely active in the community in his seven years in Tampa, and his commitment to community continued upon arriving in Washington... Named the Buccaneers' 2010 Man of the Year for his leadership on and off the field and efforts to make a difference in the community... Helped bring joy to 31 women battling breast cancer at the team's annual All-Star Survivors Celebration in both 2014 and 2015... In 2014, waited tables to raise money for Ryan Kerrigan's Blitz for the Better foundation, helped raise funds for breast cancer research and services for the American Cancer Society at the SACK Cancer Gala, hosted a Friday Night Lights Breast Cancer Awareness game at Herndon (Va.) High School and hosted families of deceased veterans at Redskins Park in support of the Tragedy Assistance Program for Survivors... In Tampa, sponsored the "Hayward's Huddle for Hope" Front Row Fans section to provide a special gameday experience at Raymond James Stadium for local charities... In October 2012, served dinner to breast cancer patients and families staying at the American Cancer Society's Hope Lodge... Hosted pediatric cancer patients at the Buccaneers' "Wall of Hope" celebration in September 2012... In June 2012, visited the Highland Pines Cougars youth football program to lead children through football drills and help present thousands of dollars in new sporting equipment that vandals had stolen from the league... Presented a \$5,000 donation on behalf of the Buccaneers to My Hope Chest, nonprofit organization that assists uninsured women with reconstructive surgery post-mastectomy, in October 2011... Named the 2010 Ambassador for the Florida Suncoast Affiliate of Susan G. Komen for the Cure for filming public service announcements, serving as the Honorary Chair for Komen's Pink Tie Gala in May 2010 and serving as Honorary Chair for Komen's Race for the Cure in October 2010, which raised more than \$1 million for breast cancer research... Presented a \$5,000 donation on behalf of the Buccaneers to Faces of Courage, a nonprofit organization that provides life-enriching experiences to families touched by cancer, in October 2010... Participated in the Buccaneers' second, third, fourth and fifth annual Day of Giving events, surprising 30 needy families with gifts, tickets and a shopping spree in December 2008-11... Distributed 400 Thanksgiving meals to underprivileged families with former teammate Ryan Nece at University Area Community Center in November 2010... Served as a celebrity escort to young women fighting cancer in the Fashion Funds the Cure fashion show to benefit the Pediatric Cancer Foundation in March 2010 and February 2012... Helped start a school in Haiti and has contributed to the non-profit "Respire Haiti."

## YEAR-BY-YEAR STATS

## DEFENSE

Year	Team	G	GS	Tack	Solo	Sack	INT	PD
2007	TB	12	0	6	3	0	0	0
2008	TB	16	0	5	5	0	0	0
2009	TB	15	1	13	10	0	0	0
2010	TB	16	3	18	13	1	0	2
2011	TB	16	2	24	21	0	0	0
2012	TB	16	5	18	13	0	0	2
2013	TB	16	2	15	10	0	0	1
2014	Was	11	0	2	0	0	0	0
2015	Was					Reserve/Injured		
<b>Career</b>		<b>118</b>	<b>13</b>	<b>101</b>	<b>75</b>	<b>1</b>	<b>0</b>	<b>5</b>

\*Tackle stats according to STATS, LLC

## ADDITIONAL

FF-FR: 0-2 in 2010

TD: 1 in 2011 (blocked punt return)

## POSTSEASON

Year	Team	G	GS	Tack	Solo	Sack	INT	PD
2007	TB	1	0	0	0	0	0	0
<b>Career</b>		<b>1</b>	<b>0</b>	<b>0</b>	<b>0</b>	<b>0</b>	<b>0</b>	<b>0</b>

## CAREER HIGHS

## SINGLE-GAME

<b>Total Tackles:</b>	8, vs. Houston (11/13/11)
<b>Solo Tackles:</b>	7, vs. Houston (11/13/11)
<b>Sacks:</b>	1, at San Francisco (11/21/10)
<b>Passes Defended:</b>	2, five times, last at Detroit (11/24/13)
<b>Fumble Recoveries:</b>	1, twice, last at Washington (12/12/10)

**73**

# ZIGGY HOOD

**DE****6-3 // 305****8th NFL Season // Missouri****DOB: Feb. 16, 1987 // Palo Duro H.S. (Amarillo, Texas)**

## MILESTONES

NFL debut: 9/10/09 (vs. TEN)... First NFL start: 10/31/10 (at NO)... First sack: 12/27/09 (vs. BAL, Joe Flacco)... First FR: 12/27/09 (vs. BAL, Joe Flacco)... First postseason sack: 1/15/11 (vs. BAL, Joe Flacco)... First Super Bowl sack: 2/6/11 (vs. GB, Aaron Rodgers)

## TRANSACTIONS

Originally selected by the Pittsburgh Steelers in the first round (32nd overall) of the 2009 NFL Draft... Signed with the Jacksonville Jaguars as an unrestricted free agent on March 13, 2014... Released by the Jaguars on October 20, 2015... Signed with the Chicago Bears on October 22, 2015... Waived by the Bears on December 15, 2015... Signed with the Washington Redskins on February 3, 2016.

## PRO

Joined the Redskins in the 2016 offseason having previously appeared in 98 career regular season games with 46 starts across the 2009-15 seasons... Enters 2016 having previously been credited by STATS, LLC with 164 tackles (107 solo), 12.5 sacks, seven passes defended and five fumble recoveries... Started all 16 regular season games on Pittsburgh's AFC title-winning team in 2010, earning a berth in Super Bowl XLV.

## YEAR-BY-YEAR

### 2015 (JAGUARS/BEARS)

Spent the offseason with the Jaguars and was placed on Reserve/Injured on Sept. 5... Passed physical and was released off of Reserve/Injured on Oct. 20... Joined the Bears prior to Week 7... Active but did not play vs. MIN (11/1)... Inactive at SD (11/9), at STL (11/15) and vs. DEN (11/22)... Made Bears debut vs. GB (11/26) and played vs. SF (12/6)... Inactive vs. WAS (12/13).

### 2014 (JAGUARS)

Played in all 16 games, contributing 24 tackles (17 solo, two for loss) and a sack... Also recovered a Nick Foles fumble in his Jaguars debut at PHI (9/7)... Recorded a sack of Titans quarterback Charlie Whitehurst at TEN (10/12)... Posted season highs with three tackles at IND (11/23), vs. HOU (12/7) and at HOU (12/28).

### 2013 (STEELERS)

Played in all 16 games with seven starts... Totaled 40 tackles (27 solo), 3.0 sacks, one pass defended and one fumble recovery... Made six tackles vs. TEN (9/8)... Contributed four tackles at CIN (9/16)... Registered first sack of the season at NYJ (10/13) when he took down Geno Smith for a two-yard loss... Started at defensive end vs. DET (11/17) and sacked Matthew Stafford for a seven-yard loss... Started at defensive end vs. CIN (12/15) and posted his third sack of the season on an eight-yard takedown of Andy Dalton.

### 2012 (STEELERS)

Started at defensive end in all 16 games... Matched career high with three sacks and 40 tackles. Tied for the team lead with two fumble recoveries... Had a career-high two passes defended at CIN (10/21)... Blocked a PAT vs. WAS (10/28)... Sacked Joe Flacco at BAL (12/2)... Had a career-high nine

tackles, including a sack of Philip Rivers vs. SD (12/9).

### 2011 (STEELERS)

Played in all 16 regular season games, starting 14 at defensive end... Totaled 36 tackles, 1.5 sacks, 20 quarterback pressures and one pass defended... Started the lone postseason contest and added two tackles and one quarterback pressure... Registered three tackles and one pressure at CIN (11/13)... Posted a season-high five tackles vs. CIN (12/4)... Tied season-high with five tackles at SF (12/19)... Started at defensive end and had two tackles and in AFC Wild Card game at DEN (1/8).

### 2010 (STEELERS)

Played in all 16 regular season games with nine starts... Totaled 20 tackles, three sacks, 18 quarterback pressures and two passes defended... Started all three postseason contests, including Super Bowl XLV... Made his first career start at defensive end and the first of nine consecutive starts in place of injured Aaron Smith at NO (10/31), recording two tackles... Posted a six-yard sack on the Ravens' first drive of the game at BAL (12/5), his first of the season and second of his career... Recorded a seven-yard sack in the fourth quarter vs. CAR (12/23), his second sack of the season... Played in his first postseason contest in AFC Divisional Round vs. BAL (1/15), starting at defensive end and recording five tackles including his first postseason sack... Started at defensive end and notched four tackles in AFC Championship vs. NYJ (1/23)... Saw significant action but did not start in Super Bowl XLV vs. GB (2/6) as the Steelers opened the game in nickel. Recorded a four-yard sack of Aaron Rodgers.

### 2009 (STEELERS)

Played in all 16 games as a reserve defensive end and saw action on special teams as a rookie... Totaled seven tackles, including one sack, and added one fumble recovery... Made his NFL debut vs. TEN (9/10)... Made his first career tackle vs. CIN (11/15)... Registered a season-high three tackles (two solo) vs. OAK (12/6)... Posted the first sack of his career and recovered a fumble vs. BAL (12/27).

## COLLEGE

Played collegiately at Missouri, where he started 35 (including the final 31) of the 50 games in which he played... Finished career with 170 tackles (98 solos), 15.5 sacks, 22.5 tackles for loss and 22 quarterback pressures. Also forced five fumbles and had three fumble recoveries... Was named team captain en route to a first-team All-Big 12 selection in 2008. Eamed Mizzou Defensive Lineman of the Year honors after starting all 14 games and posting a career-high 62 tackles (31 solo) while finishing second on the team with five sacks... Was an honorable mention All-Big 12 selection in 2007 after totaling 49 tackles, 5.0 sacks, eight tackles for loss and forcing three fumbles... Played in 10 games as a sophomore in 2006, making seven starts after missing action due to a broken foot... Saw action in all 12 games in 2005 and totaled 23 tackles, including 1.5 sacks and 2.5 tackles for loss.

## PERSONAL

Attended Palo Duro H.S. in Amarillo, Texas, where he was named 3-4A Defensive Player of the Year after making 93 tackles, including 13.0 sacks, and scoring three defensive touchdowns as a senior... Earned All-District honors his junior and senior seasons... As a junior, made 76 tackles, including 5.0 sacks and returned an interception for a touchdown... Also threw the shot put and discus for the school's track team... Majored in biology... Son of Mary Payne and Charles Hood... Legal first name is Evander. Received the nickname "Ziggy" from his grandmother when he was a child... Born Feb. 16, 1987.

## YEAR-BY-YEAR STATS

## DEFENSE

Year	Team	G	GS	Tack	Solo	Sack	PD	FF	FR
2009	Pit	16	0	8	5	1	2	0	1
2010	Pit	16	9	20	15	3	1	0	0
2011	Pit	16	14	31	19	1.5	1	0	0
2012	Pit	16	16	42	25	3	3	0	2
2013	Pit	16	7	39	26	3	0	0	1
2014	Jax	16	0	24	17	1	0	0	1
2015	Chi	2	0	0	0	0	0	0	0
<b>Career</b>		<b>98</b>	<b>46</b>	<b>164</b>	<b>107</b>	<b>12.5</b>	<b>7</b>	<b>0</b>	<b>5</b>

\*Tackle stats according to STATS, LLC

## POSTSEASON

Year	Team	G	GS	Tack	Solo	Sack	PD	FF	FR
2010	Pit	3	2	10	8	2	0	0	0
2011	Pit	1	1	4	4	0	0	0	0
<b>Career</b>		<b>4</b>	<b>3</b>	<b>14</b>	<b>12</b>	<b>2</b>	<b>0</b>	<b>0</b>	<b>0</b>

## CAREER HIGHS

## SINGLE-GAME

<b>Total Tackles:</b>	8, last vs. San Diego [12/9/12]
<b>Solo Tackles:</b>	5, twice, last vs. San Diego [12/9/12]
<b>Sacks:</b>	1, many times, last at Tennessee [10/12/14]
<b>Fumbles Recovered:</b>	1, five times, last at Philadelphia [9/7/14]

**3**

# DUSTIN HOPKINS

**K****6-2 // 206****3rd NFL Season // Florida State****DOB: Oct. 1, 1990 // Clear Lake H.S. (Houston, Texas)**

## MILESTONES

NFL debut: 9/20/15 (vs. STL)... Redskins debut: 9/20/15 (vs. STL)... First FG: 9/20/15 (vs. STL, 46 yards).

## TRANSACTIONS

Originally selected by the Buffalo Bills in the sixth round (177th overall) of the 2013 NFL Draft... Waived by the Bills on August 25, 2014... Signed to the New Orleans Saints' practice squad on December 17, 2014... Waived by the Saints on September 5, 2015... Signed with the Washington Redskins on September 14, 2015.

## YEAR-BY-YEAR

### 2015 (SAINTS/REDSKINS)

Completed first season 25-of-28 on field goal attempts for Washington. His 89.3 field goal percentage in 2015 marked the third-best single-season percentage in Redskins history... Spent the offseason with the Saints before being waived during final cuts... Signed with the Redskins in Week 2... Made NFL debut in win vs. STL (9/20), converting a 46-yard field goal and three PATs... Went 2-for-2 on field goal attempts at NYG (9/24), converting from 44 and 37 yards... Made a career-high three field goals in a 3-for-3 performance vs. PHI (10/4), also converting on two PATs... Went 2-for-3 on field goals at ATL (10/11), including a then-career-long 52-yarder with no time remaining to force overtime. Became the first Redskins kicker to force overtime with a game-tying field goal in the final minute of regulation since John Hall vs. the New York Giants on Sept. 21, 2003... Recorded a career-long 54-yard field goal at NYJ (10/18), the longest Redskins field goal since Graham Gano's team-record 59-yard field goal on Nov. 6, 2011. Became the first Redskins kicker to record a field goal of 50 yards or more in consecutive games since John Hall in Weeks 5-6 of the 2003 season... Converted a 35-yard field goal and also kicked the NFL's first successful outside kick of the season in the largest comeback win [24 points] in team history vs. TB (10/25)... Hit a 23-yard field goal at NE (11/8)... Converted a career-high four field goals on four attempts against his former team vs. NO (11/15), pushing his career-best streak of consecutive made field goals to 10... Was 2-for-2 on PATs at CAR (11/22)... Went 2-for-3 on field goals and 2-for-2 on PATs in a win vs. NYG (11/29)... Converted three-of-four field goal attempts vs. DAL (12/7)... Converted his only field goal attempt — a 47-yarder into the wind at Solider Field — early in the fourth quarter in a three-point win at CHI (12/13)... Went 5-for-5 on PATs in a win vs. BUF (12/20)... Converted a 28-yard field goal and went 4-for-5 on PATs in a division-clinching win at PHI (12/26). Exceeded the 100-point mark for the season during the game, posting the 25th 100-point season in team history... Converted two field goal attempts in regular season finale at DAL (1/3)... Hit a 25-yard field goal in NFC Wild Card Round vs. GB (1/10).

### 2014 (BILLS/SAINTS)

Signed to the Saints' practice squad on Dec. 17 after spending the offseason with the Bills.

### 2013 (BILLS)

Inactive for each of the first five games with a groin injury before being placed on Injured Reserve on Oct. 7.

## COLLEGE

Played collegiately at Florida State, setting a new NCAA career scoring record for kickers (466 points) during a storied four-year career... Also established new NCAA, ACC and Florida State records with 88 career field goals... His 88th career field goal in the Orange Bowl over Northern Illinois pushed him past Georgia's Billy Bennett (87, 2000-03)... Kicked at least one field goal in 46 career games to set the all-time NCAA record... AP All-American (Second Team) as a senior when he posted 140 points to set a new conference all-time single season scoring mark, as he made 25-of-30 field goal attempts... As a junior in 2011, converted 22-of-27 field goal attempts and was a first-team All-ACC selection.

## PERSONAL

Attended Clear Lake H.S. in Houston, where he was a two-time Texas 5A all-state selection and USA Today first-team All-American as a senior... Participated in the Under Armour All-America game... Also started in the secondary for Clear Lake... Boasted better than a 4.0 weighted GPA... Son of Jim and Karen Hopkins... Born Oct. 1, 1990.

## COMMUNITY

Immediately made his presence felt in the D.C. area upon his arrival in September 2015... Spoke to the male population about life goals during Males Make a Difference Day at Capital Heights Elementary School... Played in a flag football tournament with 120 middle school students at the team's indoor training facility... Served as a celebrity waiter to raise money for Ryan Kerrigan's Blitz for the Better foundation... Welcomed 1,100 children into the Redskins locker room at FedExField to meet Santa and take home toys for Christmas at Skins Santa Shoppe... Distributed hats and coats as part of the Share the Warmth event presented by Macy's.

## YEAR-BY-YEAR STATS

### KICKING

Year	Team	G	FG	Pct.	Lg	PAT	Pct.	Pts.
2015	Was	15	25/28	89.3	54	39/40	97.5	114
<b>Career</b>		<b>15</b>	<b>25/28</b>	<b>89.3</b>	<b>54</b>	<b>39/40</b>	<b>97.5</b>	<b>114</b>

### KICKOFFS

Year	Team	KO	TB	Pct	Yds	Avg
2015	Was	76	52	68.4	4891	64.4
<b>Career</b>		<b>76</b>	<b>52</b>	<b>68.4</b>	<b>4891</b>	<b>64.4</b>

### ADDITIONAL

Game-Winning FGs: None

Career-Best Streak: 10 (Weeks 5-11, 2015)

### POSTSEASON

2015: 1-of-1 on FG, 1-for-2 on PAT

**29**

# DUKE IHENACHO

**S****6-1 // 208****4th NFL Season // San Jose State****DOB: June 16, 1989 // Serra H.S. (Gardena, Calif.)**

## MILESTONES

NFL debut: 9/30/12 (vs. OAK)... First NFL start: 9/5/13 (vs. BAL)... Redskins debut: 9/7/14 (at HOU)... First FF: 10/13/13 (vs. JAX, Justin Forsett)... First FR: 10/6/13 (at DAL, Dez Bryant)... First Super Bowl start: 2/2/14 (Super Bowl XLVIII vs. Seattle)

## TRANSACTIONS

Originally signed by the Denver Broncos as a college free agent on May 3, 2012... Waived by the Broncos on August 31, 2013... Signed to the Broncos' practice squad on September 1, 2012... Signed to the Broncos' active roster on September 29, 2012... Waived by the Broncos on October 11, 2012... Signed to the Broncos' practice squad on October 13, 2012... Signed to the Broncos' active roster on October 30, 2012... Waived by the Broncos on November 13, 2012... Signed to the Broncos' practice squad on November 15, 2012... Signed futures contract with the Broncos on January 15, 2013... Re-signed with the Broncos on April 21, 2014... Waived by the Broncos on August 30, 2014... Claimed off waivers by the Washington Redskins on August 31, 2014... Re-signed with the Redskins as an exclusive rights free agent on March 4, 2015... Re-signed with the Redskins on March 9, 2016.

## PRO

Joined the Redskins via waiver claim after final cuts prior to the 2014 season... Spent the first two years of his career with the Denver Broncos, appearing in 17 regular season games with 14 starts and amassing 72 tackles (55 solo), six passes defended, three forced fumbles and two fumbles recovered in his time there... Started all three postseason games for the Broncos following the 2013 season, including a start in Super Bowl XLVIII.

## YEAR-BY-YEAR

### 2015 (REDSKINS)

Made three tackles (one solo) vs. MIA (9/13) before leaving the game with a wrist injury... Placed on Reserve/Injured list on Sept. 15.

### 2014 (REDSKINS)

Claimed by the Redskins on waivers following final cuts... Played on special teams in Redskins debut at HOU (9/7)... Contributed an assisted tackle vs. JAX (9/14)... Played on special teams at PHI (9/21) before exiting the game with a foot injury.

### 2013 (BRONCOS)

Started 14 of the 15 regular season games in which he played, ranking third on the team and second among defensive backs with 72 tackles. While adding six passes defended... Tied for the team lead with three forced fumbles and recovered a team-best two fumbles... Started all three postseason games and finished with 15 tackles... Made his first career start and led the team with 12 tackles (11 solo), including one for a loss and added his first three career pass breakups vs. BAL (9/5)... Recovered his first career fumble and broke up a pair of passes at DAL (10/6)... Ranked second on the team with five tackles in Denver's AFC Championship Game vs. NE (1/19).

## 2012 (BRONCOS)

Spent four weeks on the Broncos' active roster as a rookie, seeing action in two games and recording one special teams tackle... Saw action vs. OAK (9/30) and at CIN (11/4)... Spent the remainder of the 2012 campaign on the club's practice squad.

## COLLEGE

Played collegiately at San Jose State from 2007-11, totaling 268 tackles (142 solo), seven interceptions, 23 passes defended, three forced fumbles and four fumble recoveries in his 47 games... Scored three defensive touchdowns, two off interceptions and one resulting from a fumble recovery... Became the first Spartan to earn first-team All-Western Athletic Conference honors three times... Recorded 73 tackles his senior year to rank third on the team... Named to the preseason Jim Thorpe Award Watch List in 2009 and went on to return an interception for a touchdown in back-to-back games as one of only two players in the country to accomplish that feat... Tallied the Spartans' only blocked punt as a freshman as the youngest player on the squad.

## PERSONAL

Attended Serra H.S. in Gardena, Calif., where he played just two seasons of prep football... Made 73 tackles on defense along with 17 receptions for 335 yards (19.7 avg.) and a touchdown on offense as a senior... Majored in business marketing at San Jose State... Participated in the Draft Day Party at FedExField and the inaugural Redskins Golf Classic in 2015... In 2014, distributed winter coats and Redskins knit hats and scarves to over 300 children from the Maryland, D.C. and Virginia areas at the team's annual Covered for the Holidays event. Also welcomed and distributed toys for 1,100 children at the team's annual Skins Santa Shoppe... His older brother, Carl, played at San Jose State from 2006-10, and appeared in three games for the Oakland Raiders in 2012... Majored in communications at San Jose State... Last name is pronounced "EE-ah-NAH-cho"... Born June 16, 1989, in Torrance, Calif.

## YEAR-BY-YEAR STATS

## DEFENSE

Year	Team	G	GS	Tack	Solo	Sack	INT	PD
2012	Den	2	0	0	0	0	0	0
2013	Den	15	14	72	55	0	0	6
2014	Was	3	0	1	0	0	0	0
2015	Was	1	1	3	1	0	0	0
<b>Career</b>		<b>21</b>	<b>15</b>	<b>76</b>	<b>56</b>	<b>0</b>	<b>0</b>	<b>6</b>

\*Tackle stats according to STATS, LLC

## ADDITIONAL

FF-FR: 3-2 in 2013

## POSTSEASON

Year	Team	G	GS	Tack	Solo	Sack	INT	PD
2012	SF	3	3	15	10	0	0	0
<b>Career</b>		<b>3</b>	<b>3</b>	<b>15</b>	<b>10</b>	<b>0</b>	<b>0</b>	<b>0</b>

## CAREER HIGHS

## SINGLE-GAME

<b>Total Tackles:</b>	12, vs. Baltimore (9/5/13)
<b>Solo Tackles:</b>	11, vs. Baltimore (9/5/13)
<b>Passes Defended:</b>	2, at Dallas (10/6/13)
<b>Forced Fumbles:</b>	1, three times, last at NE (11/24/13)
<b>Fumble Recoveries:</b>	1, twice, last at Indianapolis (10/20/13)

# DeSEAN JACKSON

**WR** 5-10 // 175  
9th NFL Season // California

**DOB:** December 1, 1986 // Long Beach (Calif.) Polytechnic H.S.

11



## MILESTONES

Three-time Pro Bowler (2009, 2010, 2013 seasons)  
The Sporting News All-Pro First Team (2009)  
Associated Press All-Pro Second Team (2009)  
NFL Top 100 Players  
>> No. 29 in 2010, 71 in 2011, 63 in 2013, 50 in 2014

## MILESTONES

NFL debut: 9/7/08 (vs. STL)... First NFL start: 9/7/08 (vs. STL)... Redskins debut: 9/7/14 (at HOU)... 100th NFL game: 12/14/14 (at NYG)... First reception: 9/7/08 (vs. STL, 47 yards from Donovan McNabb)... First receiving TD: 9/28/08 (at CHI, 22 yards from Donovan McNabb)... First multi-receiving TD game: 10/13/13 (at TB, 2)... First 100-yard receiving game: 19/7/08 (vs. STL, 106 yards)... First 150-yard receiving game: 12/13/09 (at NYG, 178 yards)... First 200-yard receiving game: 12/12/10 (at DAL, 210 yards)... First rushing attempt: 9/21/08 (vs. PIT, one yard)... First rushing touchdown: 11/9/08 (vs. NYG, nine yards)... First PR: 9/7/08 (eight yards)... First PR TD: 10/5/08 (68 yards)... First KR: 9/21/08 (vs. PIT, 12 yards)

## TRANSACTIONS

Originally selected by the Philadelphia Eagles in the second round (49th overall) of the 2008 NFL Draft... Designated Eagles' franchise player on March 1, 2012... Re-signed with the Eagles on March 14, 2012... Released by the Eagles on March 28, 2014... Signed with the Washington Redskins on April 2, 2014.

## PRO

One of the league's most explosive playmakers... Three-time Pro Bowler in 2009, 2010 and 2013 who became the first player in NFL history to earn a Pro Bowl berth at two positions in 2009... In his first season in Washington in 2014, averaged 20.9 yards per reception on 56 catches, becoming the first member of the Redskins to finish a season as the NFL leader in yards per reception since Henry Ellard in 1996... Joined the Redskins as a free agent in the 2014 offseason after having previously appeared in 87 regular season games with 86 starts... In his first six seasons with Philadelphia, amassed 356 receptions for 6,117 yards (17.2 avg.) with 32 receiving touchdowns and 57 rushing attempts for 373 yards (6.5 avg.) and three rushing touchdowns. Also returned 131 punts for 1,294 yards (9.9 avg.) with four touchdowns and added 29 yards on four kick returns in that span... Became one of only two players in NFL history to have recorded a rushing touchdown, receiving touchdown and punt return touchdown in each of his first three seasons, joining Dick Todd, who accomplished the feat with the Redskins from 1939-41.

## YEAR-BY-YEAR

### 2015 (REDSKINS)

Started all nine regular season games in which he played and one postseason game. Recorded 30 regular season receptions for 528 yards with four receiving touchdowns despite missing the majority of the first eight weeks of the season... Made 100th career start in season opener vs. MIA (9/13) but exited game early with a hamstring injury... Inac-

tive in Weeks 2-7... Returned in Week 9 at NE (11/8), catching three passes for 15 yards... Caught two passes for 44 yards vs. NO (11/15)... Gained 87 yards on five receptions including a 56-yard touchdown at CAR (11/22)... Caught two receptions for 66 yards including a 63-yard touchdown in a win vs. NYG (11/29). Moved past Joey Galloway (22) into sole possession of fifth-most total touchdowns of 50 yards or more since the 1970 merger. Also tied Lance Alworth for fourth-most total touchdowns of 60 yards or more all-time... Gained 80 yards on six receptions vs. DAL (12/7), including a 28-yard touchdown in the final minute... Gained 43 yards on two receptions in a win at CHI (12/13)... Gained a season-high 153 receiving yards on six receptions including a 77-yard touchdown in a win vs. BUF (12/20). The touchdown was his 20th career total touchdown of 60 yards or longer, tying Pro Football Hall of Famer Bobby Mitchell for third-most in NFL history... Caught four passes for 40 yards in a division-clinching win at PHI (12/26)... Active but did not play at DAL (1/3)... Caught two passes for 17 yards in NFC Wild Card Round vs. GB (1/10).

### 2014 (REDSKINS)

Played in 15 games with 13 starts, leading the Redskins with 1,169 receiving yards on 56 receptions and a team-high six receiving touchdowns... Led NFL with 20.9 yards per catch, becoming the fourth player in team history to accomplish the feat (Henry Ellard in 1996, Jim Podoley in 1957 and Hugh Taylor in 1950)... Posted the ninth season in team history with at least 20.0 yards per reception, joining Hugh Taylor (1950, 1952, 1953), Charlie Brown (1982), Bill Anderson (1959), Bobby Mitchell (1963), Jim Podoley (1957) and Clint Didier (1986)... Became the fifth member of the Redskins to post 1,000 receiving yards in his first season in Washington (Bobby Mitchell in 1962, Henry Ellard in 1994, Laveranues Coles in 2003 and Santana Moss in 2005)... Became the first player in team history to post 1,100 receiving yards on fewer than 60 receptions and was the first NFL player to accomplish the feat since Vincent Jackson in 2011... Started in his Redskins debut at HOU (9/7), catching eight passes for 62 yards (7.8 avg.)... Started and caught one pass for 19 yards vs. JAX (9/14) before exiting with an injury... Started in his return to PHI (9/21) and posted a then-season-high 117 receiving yards on four receptions including an 81-yard bomb for a touchdown. The 100-yard receiving game was the 21st of his career and his first with the Redskins. Combined with Pierre Garçon to become the first two Redskins receivers to accumulate 100 receiving yards in the same game for the first time since Laveranues Coles (180) and Rod Gardner (118) accomplished the feat at Atlanta on Sept. 13, 2003... Caught one pass for nine yards vs. NYG (9/25)... Posted a season-high 157 receiving yards on five receptions with a 60-yard touchdown vs. SEA (10/6)... Started and caught three passes for 115 yards including a 64-yard touchdown at ARI (10/12). Was his 20th career total touchdown of 50 yards or more, passing teammate Santana Moss for sole possession of the 10th-most total touchdowns of 50-plus yards in the NFL since the 1970 merger, joining Jerry Rice, Randy Moss, Terrell Owens, Steve Smith, Joey Galloway, Ken Burrough, Devin Hester, Mel Gray and Stanley Morgan as the only players to score 20 total touchdowns of 50 yards or more since the merger. Became the first member of the Redskins to record three 50-plus-yard total touchdowns in a season since Santana Moss in 2008... Started vs. TEN (10/19), catching three passes for 49 yards (16.3 avg.) and drawing a fourth quarter pass interference call to set up Kai Forbath's game-winning 22-yard field goal... Caught

six passes for a game-high 136 yards in an overtime win vs. DAL [10/27]... Started and recorded a game-high 120 receiving yards on four receptions and caught one receiving touchdown at MIN [11/2]. Became the first member of the Redskins to record five 100-yard receiving games in the first nine games of a season since Pro Football Hall of Famer Bobby Mitchell in 1962. Recorded four 100-yard games in a five-game span for the first time in his career... Started and caught four passes for 35 yards and added a two-yard rush vs. TB [11/16]... Caught two passes for 39 yards at SF [11/23]... Started and recorded 84 yards and a touchdown on five receptions [16.8 avg.] at IND [11/30]... Inactive vs. STL [12/7]... Started and caught three passes for 15 yards and added a nine-yard rush at NYG [12/14]... Recorded four receptions for 126 yards [31.5 avg.] in a win vs. his former team vs. PHI [12/20]. Broke 1,000 yards on the season, becoming the fifth member of the Redskins to post 1,000 receiving yards in his first season in Washington (Bobby Mitchell in 1962, Henry Ellard in 1994, Laveranues Coles in 2003 and Santana Moss in 2005). Registered his sixth 100-yard receiving game, the fourth time a Redskins receiver has done so since 1960 (Bobby Mitchell, 7 in 1962 and 6 in 1963; Art Monk, 6 in 1985)... Caught two passes for 86 yards with a touchdown in a start vs. DAL [12/28] and became the first player in team history to post 1,100 receiving yards on fewer than 60 receptions in a single season. Scored on a 69-yard touchdown reception from Robert Griffin III, his fourth of the season of 50 yards or more, the most by a member since Santana Moss in 2005.

#### 2013 (EAGLES)

Earned Pro Bowl honors for the third time in his career after logging career highs in receptions (82), yards (1,332), touchdowns (9) and 100-yard games (five). Played in all 16 games, starting all 16 for the first time in his career... Ranked ninth in the NFL in both yardage and yards per catch [16.2]... Marked his third 1,000-yard season... His 82 catches were fourth-most in team history... Grabbed seven passes for 104 yards, including a 25-yard TD pass from Vick at WAS [9/9]... Snagged nine passes vs. SD [9/15] for 193 yards and a touchdown, tying Tommy McDonald (five) for the most 150+ yard receiving games in team history... Earned NFC Offensive Player of the Week honors with a seven-catch, 132-yard and one-touchdown performance at NYG [10/6]... Posted a career-high two TD receptions at TB [10/13], both from Nick Foles... Led team with 150 yards on five catches at DAK [11/3], including a 46-yard touchdown from Foles and a 59-yard grab to set up another touchdown... Grabbed a 55-yard touchdown pass from Foles at GB [11/10] after the ball deflected off the hands of two Packers defensive backs... Recorded a 19-yard touchdown reception from Foles vs. DET [12/8]... Recorded a career-high 10 catches for 195 yards and a touchdown at MIN [12/15].

#### 2012 (EAGLES)

Played in 11 games, starting all 11... Caught 45 passes for 700 yards with two touchdowns... Recorded seven receptions for 114 yards, including a 49-yarder vs. BAL [9/16]... Hauled in six passes for 99 yds. vs. NYG [9/30], including a 19-yard touchdown... Snared a 77-yard touchdown pass from Michael Vick at NO [11/5] as part of a 100-yard night.

#### 2011 (EAGLES)

Played in 15 games, starting all 15... Led the Eagles with 961 receiving yards and teamed with Jeremy Maclin and Brent Celek to become the first trio of Eagles to each post 800+ yards in team history... Posted 102 receiving yards on six catches at STL [9/11], including a six-yard touchdown from Vick... Racked up a season-high 171 yards on six catches vs. SF [10/2], including grabs of 61 and 45 yards from Vick... At NYG [11/20], set up a FG with a 32-yard catch from Vince

Young, set up a touchdown with a 51-yard punt return, and set up the game-winning touchdown with a 10-yard catch and run from Young on 3rd-and-4... Hauled in a 34-yard touchdown pass from Vick at MIA [12/11]... 62-yard touchdown from Michael Vick vs. WAS [1/1] was his longest of the season, as he totaled four catches for 86 yards in the game.

#### 2010 (EAGLES)

Started all 14 games in which he appeared... Led the Eagles with 1,056 receiving yards and led the NFL with a 22.5 yards per catch average... Grabbed a 45-yard touchdown pass from Vick at DET [9/19] as part of a 135-yard receiving day. Also caught a 53-yard bomb from Vick to set up another touchdown... Racked up 153 receiving yards (five catches) at JAX [9/26], including a 61-yard catch and run for a touchdown from Vick... Scored on a 31-yard rush and a 34-yard reception in the first quarter vs. ATL [10/17]. Became the first WR to post a rushing and receiving touchdown in each of his first three NFL seasons since Jerry Rice [1985-87]... Piled up 109 receiving yards (seven catches) vs. IND [11/7], including a nine-yard touchdown and a 58-yard grab from Vick... Snagged an 88-yard touchdown from Vick on first play at WAS [11/15], the longest opening play from scrimmage in team history... Broke a fourth quarter tie in consecutive games at DAL [12/12] and at NYG [12/19].

#### 2009 (EAGLES)

Played in 15 games, starting all 15... Averaged 52.8 yards per score in 2009, the highest in NFL history among players with at least 10 touchdowns in a season, breaking a record set by Chicago's Harlon Hill [50.6 in 1956]... Led the NFL with a 15.2 punt return average, the fourth-highest single-season average in team history. Also returned two punts for touchdowns, tying Brian Westbrook for the most by an Eagle in a season... His 18.6 yards per catch average finished second in the NFL among players with 30+ receptions... Posted a then-career high in receiving yards [1,156], fourth-most in the NFL... His nine touchdowns and 1,156 receiving yards were the highest totals by an Eagle since Terrell Owens' 14 touchdowns and 1,200 yards in 2004... Garnered five NFC honors in the regular season: NFC Special Teams Player of the Week at CAR [9/13] and at NYG [12/13], NFC Offensive Player of the Week at WAS [10/26] and NFC Special Teams Player of the Month in September and December... Had five 100-yard games in 2009... Garnered NFC Special Teams Player of the Month honors in December with a 14.4-yard punt return average and a 72-yard punt return for a touchdown at NYG [12/13]... Notched NFC Special Teams Player of the Month honors in Sept. with a 22.2 punt return average and an 85-yard punt return for a touchdown vs. CAR [9/13]... Earned NFC Special Teams Player of the Week honors at NYG [12/13] when he had a 72-yard punt return for a touchdown, his second of the season and the third of his career to set a new team record. Also had a 60-yard touchdown reception and posted a career-high 178 yards... Earned NFC Offensive Player of the Week honors at WAS [10/26] with a career-long 67-yard rushing touchdown on the game's opening drive. Also caught a 57-yard touchdown pass from Donovan McNabb, becoming the second player in team history to have a rushing and receiving touchdown of 50+ yards in the same game (Bosh Pritchard vs. WAS on 10/23/49)... Earned NFC Special Teams Player of the Week honors for his performance at CAR [9/13] when he broke an 85-yard punt return for a touchdown, the second of his career and the second-longest in team history (Vai Sikahema, 87 yards on 11/22/92 at NYG). His 106 punt return yards that day was the 3rd-highest total in franchise history behind Vai Sikahema (111) and Reno Mahe (108).

#### 2008 (EAGLES)

Played in all 16 games, starting 15... Led the team and finished second among all NFL rookie receivers in receptions



(62) and receiving yards (912) in 2008... Scored touchdowns via rushing, receiving and punt return in 2008, becoming the 12th player in Eagles history to achieve that feat and the first since RB Brian Westbrook in 2003... Started in his NFL debut vs. STL (9/7) and recorded six catches for 106 yards - the second-highest total in team history for a rookie... Eclipsed the 100-yard receiving mark in each of his first two games (9/7 vs. STL., 9/15 at DAL), making him only the second player in NFL history to start a career with two consecutive 100-yard games [Eagles WR Don Looney, 1940]... Snagged his first-career touchdown, a 22-yarder from Donovan McNabb, to go along with five receptions for 71 yards at CHI (9/28)... Scored his first-career punt return touchdown on a 68-yard return in the first quarter vs. WAS (10/5)... Scored his first-career rushing touchdown on a nine-yard direct snap vs. NYG (11/9)... Recorded a 21.8-yard average on five punt returns, including returns of 62 and 30 yards in a playoff win in the NFC Wild Card Round at MIN (1/4). His 109 punt return yards were the most ever in an Eagles postseason game and his 62-yard return was the second-longest in Eagles postseason history... Scored his first-career postseason touchdown on a 62-yard pass from Donovan McNabb in the NFC Championship game at ARI (1/18).

### COLLEGE

Played collegiately at California from 2005-07, appearing in 36 games with 34 starts... Recorded 162 career receptions for 2,423 yards (15.0 avg.) with 22 receiving touchdowns and added 24 rushing attempts for 199 yards (8.3 avg.) and one rushing touchdown. Also returned 38 career punts for 633 yards (16.7 avg.) with six touchdowns... As a junior in 2007, caught 65 passes for 762 yards (11.7 avg) and six touchdowns en route to first-team AFCA All-American honors. Added All-Pac-10 Conference second-team honors as a receiver and punt returner... Captured the inaugural Randy Moss Award as the top return man in the nation and earned consensus All-American honors as a returner in 2006, leading the NCAA with an 18.2-yard average and school and league season-records with four touchdowns on 25 punt returns for a school-record 455 yards... Was named first-team All-Pac 10 Conference as a receiver and punt returner after starting all 13 games at receiver, hauling in 59 passes for a career-high 1,060 yards (18.0 avg) and nine touchdowns... As a true freshman in 2005, started 10 of 11 games at receiver, finishing with 38 catches for 601 yards (15.8 avg) and seven touchdowns.

### PERSONAL

Attended Long Beach [Calif.] Polytechnic H.S, where he received the 2004 Glenn Davis Award from the Los Angeles Times as Southern California's Player of the Year... Registered 60 receptions for 1,075 yards and scored 15 total touchdowns as a senior in leading his team to a CIF Southern Section championship. Also played emergency defensive back in section title game against Los Alamitos H.S. and recorded two interceptions, including one he returned 68 yards for a touchdown... Earned U.S. Army All-American Bowl Most Valuable Player honors in San Antonio after he caught seven passes for 141 yards and passed for a 45-yard touchdown... Created The DeSean Jackson Foundation for Pancreatic Cancer in honor of his father, Bill, who passed away from pancreatic cancer in 2009. The foundation raises money and awareness and also works to improve the quality of life for patients and their immediate family members... In his first season in Washington in 2014, he hosted 50 children from Horton's Kids youth organization for Shop with a Jock event, spoke to Dogwood Elementary students about the importance of preventing bullying and participated in teammate Robert Griffin III's Friday Night Lights camp for 300 boys and girls at Anacostia [D.C.] High School... In 2011, when then-13-year-old Nadin Khoury made a brave appearance on "The View" to tell his story of being beaten by six older students to a national TV audience, Jackson made it a point to visit him on set and lift his spirits. Jackson regularly speaks with Nadin and took him to the ESPYS as a special guest... Graced the cover of EA Sports NCAA Football 2009... In 2011, took part in a Nike and Foot Locker TV ad along with NBA stars Amar'e Stoudemire and Chris Bosh. Also appeared with Ray Lewis, Shawne Merriman and Tony Gonzalez on a Funny or Die web show entitled "Field of Dreams2: NFL Lockout with Taylor Lautner"... In 2010, was joined by Dwight Howard, Chris Johnson, Tyson Gay, Maurice Greene and Shaquille O'Neal in a relay race on an episode of ABC's "Shaq Vs."... Majored in social welfare... Is the founder and CEO of Jaccpot Records and has five artists in that record label company as of the 2014 offseason... Has four older brothers who all played football in college - Byron (San Jose St.), Derrick (Idaho St.), Travis (Utah St.) and Jay (Santa Monica Junior College). Also has an older sister, Adreea... Born Dec. 1, 1986.

## YEAR-BY-YEAR STATS

## RECEIVING

Year	Team	GP	GS	Rec	Yds	Avg	Lg	TD
2008	Phi	16	15	62	912	14.7	60	2
2009	Phi	15	15	62	1156	18.6	71t	9
2010	Phi	14	14	47	1056	22.5	91t	6
2011	Phi	15	15	58	961	16.6	62t	4
2012	Phi	11	11	45	700	15.6	77t	2
2013	Phi	16	16	82	1332	16.2	61t	9
2014	Was	15	13	56	1169	20.9	81t	6
2015	Was	9	9	30	528	17.6	77t	4
<b>Career</b>		<b>111</b>	<b>108</b>	<b>442</b>	<b>7814</b>	<b>17.7</b>	<b>91t</b>	<b>42</b>

## RUSHING

Year	Team	GP	GS	Att	Yds	Avg	Lg	TD
2008	Phi	16	15	17	96	5.6	21	1
2009	Phi	15	15	11	137	12.5	67t	1
2010	Phi	14	14	16	104	6.5	31t	1
2011	Phi	15	15	7	41	5.9	18	0
2012	Phi	11	11	3	-7	-2.3	5	0
2013	Phi	16	16	3	2	0.7	8	0
2014	Was	15	13	4	7	1.8	9	0
2015	Was	9	9	0	0	0	0	0
<b>Career</b>		<b>111</b>	<b>108</b>	<b>61</b>	<b>380</b>	<b>6.2</b>	<b>67t</b>	<b>3</b>

## PUNT RETURN

Year	Team	PR	Yds	Avg	Lg	TD
2008	Phi	50	440	8.8	68t	1
2009	Phi	29	441	15.2	85t	2
2010	Phi	20	231	11.6	65t	1
2011	Phi	17	114	6.7	51	0
2012	Phi	1	-3	-3	-3	0
2013	Phi	14	71	5.1	32	0
2014	Was	1	0	0	0	0
2015	Was	2	-5	-2.5	2	0
<b>Career</b>		<b>134</b>	<b>1289</b>	<b>9.6</b>	<b>85t</b>	<b>4</b>

## KICK RETURN

Year	Team	KR	Yds	Avg	Lg	TD
2008	Phi	1	12	12	12	0
2009	Phi	1	0	0	0	0
2011	Phi	1	7	7	7	0
2013	Phi	1	10	10	10	0
2015	Was	1	8	8.0	8	0
<b>Career</b>		<b>5</b>	<b>37</b>	<b>7.4</b>	<b>12</b>	<b>0</b>

## ADDITIONAL

Fumbles-Lost: 4-2 in 2008, 3-1 in 2009, 4-1 in 2010, 1-1 in 2011, 1-0 in 2012, 1-0 in 2013, 1-1 in 2015

## POSTSEASON STATS

## RECEIVING

Year	Team	GP	GS	Rec	Yds	Avg	Lg	TD
2008	Phi	3	3	11	207	18.8	62t	1
2009	Phi	1	1	3	14	4.7	6	1
2010	Phi	1	1	2	47	23.5	28	0
2013	Phi	1	1	3	53	17.7	40	0
2015	Was	1	1	2	17	8.5	14	0
<b>Career</b>		<b>7</b>	<b>7</b>	<b>21</b>	<b>338</b>	<b>16.1</b>	<b>62t</b>	<b>2</b>

## PUNT RETURN

Year	Team	PR	Yds	Avg	Lg	TD
2008	Phi	7	122	17.4	62	0
2009	Phi	2	9	4.5	8	0
2010	Phi	1	14	14	14	0
2013	Phi	1	29	29	29	0
<b>Career</b>		<b>11</b>	<b>174</b>	<b>15.8</b>	<b>62</b>	<b>0</b>

## ADDITIONAL

Fumbles-Lost: 1-1 in 2008

Rushing: 1 rush for 2 yards [2.0 avg.] in 2008

## CAREER HIGHS

## SINGLE-GAME

<b>Receptions:</b>	10, at Minnesota [12/15/13]
<b>Receiving Yards:</b>	210, at Dallas [12/12/10]
<b>Long (Receiving):</b>	91t, at Dallas [12/12/10]
<b>Receiving TD:</b>	2, at Tampa Bay [10/13/13]
<b>Carries:</b>	3, three times, last vs. IND [11/7/10]
<b>Rushing Yards:</b>	67, at Washington [10/26/09]
<b>Long (Rushing):</b>	67t, at Washington [10/26/09]
<b>Rushing TD:</b>	1, three times, last vs. Atlanta [10/17/10]
<b>Punt Returns:</b>	8, vs. St. Louis [9/7/08]
<b>Punt Return Yards:</b>	106, at Carolina [9/13/09]
<b>Long (Punt Return):</b>	85t, at Carolina [9/13/09]
<b>Punt Return TD:</b>	1, four times, last at NY Giants [12/19/10]

34



# KYSHOEN JARRETT

S

5-10 // 200

2nd NFL Season // Virginia Tech

DOB: May 4, 1993 // East Stroudsburg (Pa.) South H.S.

## MILESTONES

NFL debut: 9/13/15 (vs. MIA)... First NFL start: 10/4/15 (vs. PHI)... First FF: 10/18/15 (at NYJ, Eric Decker)

## TRANSACTIONS

Originally selected by the Washington Redskins in the sixth round (181st overall) of the 2015 NFL Draft.

## YEAR-BY-YEAR

### 2015 (REDSKINS)

Drafted as a safety, but also volunteered to play nickel corner during training camp and contributed significantly in both roles... Played in all 16 regular season games, making five starts and contributing 57 tackles (38 solo) and four passes defended... Made NFL debut in Week 1 vs. MIA (9/13)... Registered two tackles (one solo) vs. STL (9/20)... Played on defense and special teams at NYG (9/24)... Made first NFL start as a nickel back and played nearly every defensive snap vs. PHI (10/4), accruing five solo tackles and a pass defended... Posted three tackles (all solo) and a pass defended at ATL (10/11)... Posted a career-high seven tackles (six solo) and the first forced fumble of his career at NYJ (10/18)... Added an assisted tackle in the largest comeback win (24 points) in team history vs. TB (10/25)... Tied career high with seven tackles (three solo) in a start at NE (11/8)... Recorded three solo tackles in a win vs. NO (11/15)... Registered three tackles (two solo) at CAR (11/22)... Notched two tackles (one solo) in a win vs. NYG (11/29)... Posted five tackles (one solo) vs. DAL (12/7)... Started at safety and recorded three tackles (one solo) in a win at CHI (12/13)... Made four tackles (two solo) in a win vs. BUF (12/20)... Posted a career-high eight tackles (six solo) and a pass defended in a division-clinching win at PHI (12/26)... Made four tackles (three solo) at DAL (1/3) prior to exiting the game with an injury... Placed on Reserve/Injured list during NFC Wild Card week on Jan. 5.

## COLLEGE

Played collegiately at Virginia Tech from 2011-14, playing in 53 games with 38 starts... Recorded 249 career tackles (155 solo) and five interceptions... Also returned 52 punts for 483 yards with one touchdown... Played in all 13 games with 12 starts as a senior in 2014, leading the Hokies with 88 tackles. Intercepted two passes and added five tackles in a win over eventual National Champion Ohio State, earning Nagurski National Defensive Player of the Week honors for his performance... Was a third-team All-ACC selection in 2013 after notching 71 tackles and two interceptions in 13 starts as a junior. Also returned 26 punts for 139 yards... As a sophomore in 2012, started all 13 games and ranked second on the team with 83 tackles (4.5 for loss). Also averaged 13.9 yards per punt return, ninth-best in the nation, and scored a touchdown on a 94-yard punt return at Pitt... Played in all 14 games in 2011.

## PERSONAL

Attended East Stroudsburg (Pa.) South H.S., where he was an All-America selection by SuperPrep and PrepStar and a unanimous selection for Mountain Valley Conference Most Valuable Player as a senior... Recorded 36 tackles and four interceptions as a senior and also ran for 1,200 yards and 11 touchdowns... Earned first-team All-MVC honors at running back and defensive back his final year and was selected to play in the prestigious Big 33 Football Classic... Was listed as the No. 175 player in the country, the No. 18 cornerback in the nation and the No. 5 player in the state of Pennsylvania by Rivals.com... Majored in human development... Son of Vinise Capers... First name pronounced "KY-shawn"... Born May 4, 1993.

## COMMUNITY

Became active in the D.C. community as a rookie in 2015... Assembled care packages for domestic violence victims at the Fear 2 Freedom event at Redskins Park... Visited active-duty service members and Wounded Warriors at the USD Warrior and Family Center in Bethesda, Md., for the second annual Military Appreciation BBQ... Paid tribute to active duty members as well as veterans of the armed forces while touring Quantico Marine Base in Prince William County, Va... Played alongside fans at the inaugural Redskins Golf Classic... Supported 31 women battling breast cancer at the All-Star Survivors Celebration... Played in a flag football tournament with 120 middle school students at the team's indoor training facility... Distributed hats and coats as part of the Share the Warmth event presented by Macy's... Joined with Marines to build and donate bikes to children in the local community... Answered questions and distributed sporting goods and toys to youth at Johnson Middle School in Washington, D.C... Welcomed 1,100 children into the Redskins locker room at FedExField to meet Santa and take home toys for Christmas at Skins Santa Shoppe... Decorated gingerbread houses with Pediatric Oncology patients at INOVA Fairfax.

## YEAR-BY-YEAR STATS

### DEFENSE

Year	Team	G	GS	Tack	Solo	Sack	INT	PD
2015	Was	16	5	57	38	0	0	4
<b>Career</b>		<b>16</b>	<b>5</b>	<b>57</b>	<b>38</b>	<b>0</b>	<b>0</b>	<b>4</b>

\*Tackle stats according to STATS, LLC

### ADDITIONAL

FF-FR: 1-0 in 2015

## CAREER HIGHS

### SINGLE-GAME

<b>Total Tackles:</b>	8, at Philadelphia (12/26/15)
<b>Solo Tackles:</b>	8, twice, last at Philadelphia (12/26/15)
<b>Passes Defended:</b>	1, four times, last at Philadelphia (12/26/15)
<b>Forced Fumbles:</b>	1, at NY Jets (10/18/15)

# RICKY JEAN FRANCOIS

99



DE

6-3 // 313

8th NFL Season // LSU

**DOB:** Nov. 23, 1986 // **Carol City H.S. (Miami Gardens, Fla.)**

## MILESTONES

NFL debut: 12/20/09 (at PHI)... Redskins debut: 9/13/15 (vs. MIA)... First NFL start: 10/9/11 (vs. TB)... First sack: 10/17/10 (vs. OAK, Jason Campbell)... First multi-sack game: 11/24/13 (at ARI, 2)... First FF: 10/17/10 (vs. OAK, Jason Campbell)... First FR: 9/28/14 (vs. TEN, Kendall Wright)... First postseason sack: 1/4/14 (vs. KC, Alex Smith)

## TRANSACTIONS

Originally selected by the San Francisco 49ers in the seventh round (224th overall) of the 2009 NFL Draft... Signed with the Indianapolis Colts as an unrestricted free agent on March 14, 2013... Released by the Colts on February 23, 2015... Signed with the Washington Redskins on February 27, 2015.

## PRO

Leader and locker room presence who joined the Redskins as a free agent in the 2015 offseason... Enters 2016 having previously appeared in 93 career regular season games with 29 starts, compiling 120 tackles (73 solo), 10.5 sacks, 10 passes defended, one forced fumble and one fumble recovery across the 2009-15 seasons... Brought track record of team success to Washington, having played for five consecutive division winners (2011-12 49ers, 2013-14 Colts, 2015 Redskins) in the last five years... Played in 11 postseason games with two starts from 2011-15, including an appearance in Super Bowl XLVII... Was drafted in San Francisco by current Redskins General Manager Scot McCloughan.

## YEAR-BY-YEAR

### 2015 (REDSKINS)

Played in all 16 regular season games (with one start) and one postseason game in his debut season in Washington, adding 25 tackles (nine solo) and two sacks... Made Redskins debut vs. MIA (9/13)... Added a solo tackle in win vs. STL (9/20)... Notched four tackles (one solo) at NYG (9/24)... Contributed an assisted tackle vs. PHI (10/4)... Made two tackles (one solo, including one for loss) at ATL (10/11)... Posted two tackles (one solo) at NYJ (10/18)... Assisted on two tackles in the largest comeback win (24 points) in team history vs. TB (10/25)... Contributed four tackles (one solo) at NE (11/8)... Added two tackles (one solo) in a win vs. NO (11/15)... Recorded two assisted tackles at CAR (11/22)... Added two assisted tackles in a win vs. NYG (11/29)... Posted an assisted tackle and a pass defended vs. DAL (12/7)... Played on defense and special teams in a win at CHI (12/13)... Recorded two tackles (one solo) including his first sack as a member of the Redskins in a win vs. BUF (12/20)... Recorded two solo tackles (both for loss) including a sack in a division-clinching win at PHI (12/26). Marked back-to-back contests with a full sack for the first time since Weeks 6-7 of the 2014 season... Started regular season finale at DAL (1/3)... Made a solo tackle in NFC Wild Card Round vs. GB (1/10).

### 2014 (COLTS)

Appeared in all 16 games, posting career highs in starts (13), tackles (28), tackles for loss (seven), passes defended (four), sacks (3.0) and fumble recoveries (one)... Started at defensive tackle vs. PHI (9/15), tallying three tackles (one for loss) and one pass defended... Started in a Week

4 victory vs. TEN (9/28) and finished the contest with one tackle and one fumble recovery, the first of his career... At HDU (10/9), started and collected five solo tackles, one pass defended and tallied his first sack of the season when he brought down Texans quarterback Ryan Fitzpatrick in the second quarter... Compiled three tackles and a sack in a Week 7 start vs. CIN (10/19)... Recovered a blocked punt at PIT (10/26)... Notched two tackles and a sack in a Week 15 victory vs. HDU (12/14). Set a new single-season career-high with 3.0 sacks, surpassing his previous best of 2.5 sacks set in 2013... Compiled one tackle and half of a sack in the team's AFC Wild Card Playoff win against CIN (1/4)... In the team's AFC Divisional Playoff victory at DEN (1/11), finished with one tackle and was part of a defensive unit that held the Broncos to 288 net yards... Added two tackles in the AFC Championship Game at NE (1/18).

### 2013 (COLTS)

Started all 10 games in which he participated and finished the season with 19 tackles (13 solo), 2.5 sacks and two passes defended... Started his first game in a Colts uniform in regular season opener vs. OAK (9/8). Contributed with four solo tackles in the victory... Notched three tackles and split a sack — his first as a member of the Colts — vs. DEN (10/20)... Posted with his first career multiple-sack game when he brought down Cardinals quarterback Carson Palmer vs. ARI (11/24). Also added five solo tackles and one pass defended... Started his first career postseason game at defensive tackle during the team's Wild Card Playoff win vs. KC (1/4). Compiled three tackles and recorded his first career postseason sack when he brought down Chiefs quarterback Alex Smith in the third quarter... Started at defensive tackle in the Divisional Playoff at NE (1/11) and finished with two tackles (one for loss).

### 2012 (49ERS)

Played in all 16 games for the third consecutive season, making three starts and totaling a then-career-high in tackles (51, according to the coaching staff) while adding 2.0 sacks... Capped the regular season registering 21 tackles (13 solo) and 2.0 sacks in the final three games... Added five tackles (three solo) in three postseason games... Posted seven tackles (four solo) at MIN (9/23)... In his first start of the season, was part of defense that held NYJ (9/30) to 145 total yards on offense in 34-0 road win... Notched his second career sack at NE (12/16)... Registered a career-high 10 tackles (six solo) at SEA (12/23)... Notched his second sack of the season vs. ARI (12/30)... Competed in NFC Divisional Playoff game vs. GB (1/12) and the NFC Championship game at ATL (1/20)... Totaled two tackles in a Super Bowl XLVII loss vs. BAL (2/3).

### 2011 (49ERS)

Appeared in all 16 games for a second consecutive season, making two starts and totaling 32 tackles (14 solo) according to the coaching staff and two passes defended... Made two tackles (one solo) and one pass defended in two postseason games... Made his first NFL career start vs. TB (10/9) and posted six tackles... Helped limit the Rams to just 31 yards rushing without allowing a rushing first down vs. STL (12/4). The game marked the first time the 49ers defense did not allow a rushing first down since Nov. 29, 2010 at ARI... Set a then-career-high with eight tackles and one pass defended in the regular season finale at STL (1/1)... Posted two tackles (one solo) and a pass defended in NFC Divisional Playoff game vs. NO (1/14).

**2010 [49ERS]**

Played in all 16 games and posted 23 tackles (13 solo) according to the coaching staff, one sack and a forced fumble... Recorded four tackles (three solo) at KC (9/26)... Registered his first career sack and forced fumble on quarterback Jason Campbell vs. OAK (10/17)... Saw extended action at GB (12/5) and tallied four tackles... Made four tackles (one solo) vs. ARI (1/2).

**2009 [49ERS]**

Appeared in three games late in his rookie season... Made his NFL debut at PHI (12/20) on special teams... Saw his first action on defense vs. DET (12/27).

**COLLEGE**

Played at LSU from 2005-08, appearing in 25 games with nine starts and posting 56 tackles, 5.5 sacks, three passes defended, three fumble recoveries and a forced fumble during his career... As a junior in 2008, played in 11 games with six starts at defensive tackle, recording 20 tackles, 2.0 sacks, two passes defended and a fumble recovery... As a sophomore in 2007, started two games and was named Defensive Most Outstanding Player in the BCS National Championship Game, registering six tackles, a half of a sack and a blocked field goal, in LSU's win over Ohio State... As a red-shirt freshman in 2006, played in 12 games (one start) and tallied 27 tackles, 5.5 tackles for loss, 3.0 sacks, one pass defended, one forced fumble, and one fumble recovery... Redshirted in 2005.

**PERSONAL**

Attended Carol City H.S. in Miami Gardens, Fla., where he was rated the No.1 defensive line prospect in Florida by Rivals.com... Named the Dade (Fla.) County Male Athlete of the Year in both 2004 and 2005, becoming the first two-time winner of the award in its 49-year history... Named to the prep All-America team by both Riddell and Tom Lemming... Member of the Orlando Sentinel Top 100 for Florida... As a senior, named first-team all-state with 93 tackles, 15.0 sacks, six forced fumbles, three fumble recoveries and three interceptions, while setting the Florida state record for sacks in a game (6.5)... Won state championships in the shot put and discus as both a junior and senior. Recorded the nation's third-best toss in the shot put with a throw of 65-5 in 2005... Majored in general studies with an emphasis in communication studies and sports studies.... Full name: Ricky Barkley Jean Francois... Son of Zora Jones... Last name pronounced "zhan fran-SWAH"... Born in Carol City, Fla on Nov. 23, 1986.

**COMMUNITY**

Assisted his family and fellow countrymen following the earthquake that left nearly one million people homeless in Haiti. He first worked to obtain donations, getting GMC to donate 50 brand new 2010 trucks... Became a fan favorite during Training Camp in Richmond in 2015. On the final day of camp, provided all children in attendance with free shaved ice snow cones from Kona Ice... Participated in the inaugural WDW Wives Runway Show to benefit the Washington Redskins Charitable Foundation... Distributed hats and coats as part of the Share the Warmth event presented by Macy's.

**YEAR-BY-YEAR STATS****DEFENSE**

Year	Team	G	GS	Tack	Solo	Sack	PD	FF	FR
2009	SF	3	0	0	0	0	0	0	0
2010	SF	16	0	11	9	1	0	1	0
2011	SF	16	2	15	12	0	2	0	0
2012	SF	16	3	22	12	2	0	0	0
2013	Ind	10	10	19	13	2.5	2	0	0
2014	Ind	16	13	28	18	3	4	0	1
2015	Was	16	1	25	9	2	1	0	0
<b>Career</b>		<b>93</b>	<b>29</b>	<b>120</b>	<b>73</b>	<b>10.5</b>	<b>9</b>	<b>1</b>	<b>1</b>

\*Tackle stats according to STATS, LLC

**POSTSEASON**

Year	Team	G	GS	Tack	Solo	Sack	PD	FF	FR
2011	SF	2	0	0	0	0	1	0	0
2012	SF	3	0	1	1	0	0	0	0
2013	Ind	2	2	3	3	1	0	0	0
2014	Ind	3	0	0	0	0.5	0	0	0
2015	Was	1	0	1	1	0	0	0	0
<b>Career</b>		<b>11</b>	<b>2</b>	<b>5</b>	<b>5</b>	<b>1.5</b>	<b>1</b>	<b>0</b>	<b>0</b>

**CAREER HIGHS****SINGLE-GAME**

<b>Total Tackles:</b>	6, twice, last vs. Arizona (12/30/12)
<b>Solo Tackles:</b>	5, at Arizona (11/24/13)
<b>Sacks:</b>	2, at Arizona (11/24/13)
<b>Passes Defended:</b>	1, several times, last vs. Dallas (12/7/15)
<b>Forced Fumbles:</b>	1, vs. Oakland (10/17/10)
<b>Fumble Recoveries:</b>	1, vs. Tennessee (9/28/14)

# WILLIE JEFFERSON

46



LB

6-5 // 246

2nd NFL Season // Stephen F. Austin

DOB: Jan. 31, 1991 // Ozen H.S. (Beaumont, Texas)

## MILESTONES

NFL debut: 9/9/13 (at SD)

## TRANSACTIONS

Originally entered the NFL with the Houston Texans as a college free agent on May 10, 2013... Waived by the Texans on October 21, 2013... Signed with the Buffalo Bills on May 16, 2014... Waived by the Bills on March 3, 2014... Signed with the Washington Redskins on January 14, 2016.

## YEAR-BY-YEAR

### 2015 (CFL)

Recorded 10 defensive tackles, two sacks and three knock-downs in 10 games for the Grey Cup champion Edmonton Eskimos.

### 2014 (CFL)

Played in 17 games with 10 starts for the Eskimos, recording 19 defensive tackles, four sacks, one fumble recovery and one blocked punt... Recorded his first CFL sack in Week 3 against Ottawa... In Labour Day Classic, blocked a punt that was recovered by a teammate and returned for a 57-yard touchdown... Started at defensive end in the West Semifinal against Saskatchewan and the West Final against Calgary.

### 2013 (TEXANS)

Played in the first six games of the season, adding a solo tackle vs. SEA (9/29) and an assisted tackle at SF (10/6).

## COLLEGE

Played collegiately at Stephen F. Austin, where he earned All-Southland Conference first-team honors as a senior in 2012... Recorded 36 tackles, a team-high eight sacks and five forced fumbles in 11 games in 2012 and received College Sports Journal honorable mention All-American and College Football Performance Awards FCS Elite Defensive Performer accolades... Transferred to Stephen F. Austin in 2011 and converted from wide receiver to defensive end. Named Southland Conference Newcomer of the Year, appearing in all 11 games and recording 29 total tackles (19 solo) and 15 sacks. Also added two interceptions (both returned for touchdowns)... Played in all 12 games as a freshman at Baylor in 2009 and saw action at wide receiver in 11 contests, earning one start. Totaled five receptions for 101 yards and one touchdown.

## PERSONAL

Attended Ozen H.S. in Beaumont, Texas, where he was named second-team 4A all-state... Was a first-team All-District 20-4A selection and Port Arthur News Super Team selection at wide receiver as senior... Credited with 13 receptions for 130 yards as junior in 2007... Was a two-sport star... Majored in health science studies... Son of Willie and Marion Jefferson... Born Jan. 31, 1991.

## YEAR-BY-YEAR STATS

### DEFENSE

Year	Team	G	GS	Tack	Solo	Sack	INT	PD
2013	Hou	6	0	2	1	0	0	0
<b>Career</b>		<b>6</b>	<b>0</b>	<b>2</b>	<b>1</b>	<b>0</b>	<b>0</b>	<b>0</b>

\*Tackle stats according to STATS, LLC

**83**

# MARCEL JENSEN

**TE****6-6 // 270****2nd NFL Season // Fresno State****DOB: Feb. 12, 1990 // Rodriguez H.S. (Fairfield, Calif.)**

## MILESTONES

NFL debut: 9/21/14 [vs. IND]... First reception: 9/21/14 (8 yards)... Redskins debut: 1/3/16 [at DAL]

## TRANSACTIONS

Originally entered the NFL with the Jacksonville Jaguars as a college free agent on May 12, 2014... Waived by the Jaguars on August 31, 2014... Signed to the Jaguars' practice squad on September 2, 2014... Signed to the Jaguars' active roster on September 16, 2014... Waived by the Jaguars on September 23, 2014... Signed to the Jaguars' practice squad on September 24, 2015... Placed on Jaguars' practice squad/injured list on October 14, 2014... Re-signed with the Jaguars on December 29, 2014... Waived by the Jaguars on May 11, 2015... Claimed off waivers by the Denver Broncos on May 12, 2015... Waived by the Broncos on September 5, 2015... Signed to the Atlanta Falcons' practice squad on September 8, 2015... Released from the Falcons' practice squad on November 24, 2015... Signed to the Buffalo Bills' practice squad on December 9, 2015... Signed to the Washington Redskins' active roster from the Bills' practice squad on December 22, 2015.

## YEAR-BY-YEAR

### 2015 [JAGUARS/BRONCOS/FALCONS/BILLS/REDSKINS]

Claimed by the Broncos a day after being waived by the Jaguars in May... Waived during final cuts... Spent the first 11 weeks of the season on the Atlanta Falcons' practice squad before being released on Nov. 24... Signed to the Bills' practice squad for Weeks 14-15... Signed to the Redskins' active roster in Week 16... Inactive at PHI (12/26)... Made Redskins debut in regular season finale at DAL (1/3)... Inactive for NFC Wild Card Round vs. GB (1/10).

### 2014 [JAGUARS]

Appeared in one game for Jacksonville and spent five weeks on the club's practice squad... Signed to active roster and made his NFL debut vs. IND (9/16), finishing with one catch for 8 yards.

## COLLEGE

Started 18 of the 38 games in which he played at Fresno State... Shifted from defensive end to tight end as a freshman... Selected second-team All-Mountain West Conference selection as a senior after starting nine-of-13 games and finishing with 26 receptions for 353 yards (13.5 avg.) with three touchdowns... Helped the Bulldogs lead the FBS in passing (394.8 avg.) and rank third in total offense (547.8 avg.)... Named an All-Mountain West honorable mention as a junior in addition to receiving the 2012-13 Mountain West Scholar-Athlete Award... Started eight-of-13 games and caught 20 passes for 339 yards (17.0) with four touchdowns.

## PERSONAL

Attended Rodriguez H.S. in Fairfield, Calif., where he led his team to a Solano County Athletic Conference championship with an 11-2 record as a senior defensive end... Was also a three-year letterman in basketball... Named school's Defensive Basketball Player of the Year, League MVP runner-up, first-team All-League and first-team All-City... Majored in criminology at Fresno State... Full name: Marcel Esteban Jensen... Son of Mark and Carolyn... Married wife, Che'mique, in the summer of 2012 and the couple had their first son, Josiah, in February of 2013... Born Feb. 12, 1990, in Fairfield, Calif.

## YEAR-BY-YEAR STATS

### RECEIVING

Year	Team	GP	GS	Rec	Yds	Avg	Lg	TD
2014	Jax	1	0	1	8	8.0	8	0
2015	Was	1	0	0	0	-	-	0
<b>Career</b>		<b>2</b>	<b>0</b>	<b>1</b>	<b>8</b>	<b>8.0</b>	<b>8</b>	<b>0</b>

31



# MATT JONES

RB

6-2 // 232

2nd NFL Season // Florida

DOB: March 7, 1993 // Armwood H.S. (Seffner, Fla.)

## MILESTONES

NFL debut: 9/13/15 (vs. MIA)... First rushing attempt: 9/13/15 (vs. MIA, no gain)... First rushing TD: 9/20/15 (vs. STL, 39 yards)... First 100-yard rushing game: 9/20/15 (vs. STL)... First multi-TD game: 9/20/15 (vs. STL)... First receiving TD: 11/15/15 (vs. NO, 78 yards from Kirk Cousins)

## TRANSACTIONS

Originally selected by the Washington Redskins in the third round (95th overall) of the 2015 NFL Draft.

## YEAR-BY-YEAR

### 2015 (REDSKINS)

Played in 13 games as a rookie, finishing the year with 490 rushing yards on 144 carries with three rushing touchdowns and 304 receiving yards on 19 receptions with one receiving touchdown... Gained 28 yards on six carries (4.7 avg.) in NFL debut vs. MIA (9/13)... Recorded career highs in rushing attempts (19), rushing yards (123) and rushing touchdowns (two) in win vs. STL (9/20), earning FedEx Ground Player of the Week honors. The 100-yard rushing game was the first by a Redskins rookie since Alfred Morris on Dec. 30, 2012. Scored a 39-yard touchdown on his first carry, the Redskins' longest rush since Morris' 45-yard touchdown run at Dallas in Week 6 of the 2013 season, a span of 30 games... Gained 38 yards on a team-high 11 carries at NYG (9/24)... Carried seven times for 11 yards vs. PHI (10/4)... Led team with 11 carries for 20 yards at ATL (10/11), including a two-yard rushing touchdown. Also caught one pass for 17 yards... Inactive with a toe injury at NYJ (10/18)... Gained 29 yards on nine carries and caught three passes for 22 yards in the largest comeback win (24 points) in team history vs. TB (10/25)... Rushed 11 times for 27 yards and caught two passes for 17 yards at NE (11/8)... Rushed 11 times for 56 yards and caught three passes for 151 yards with a touchdown in a win vs. NO (11/15). His 78-yard touchdown reception marked the longest by a Redskins running back since Larry Brown on Nov 5, 1972 (89 yards). His 131 receiving yards were the most by a Redskins running back since Dec. 16, 1962 (Dick James, 140 yards)... Gained 12 yards on two receptions and carried the ball five times at CAR (11/22)... Rushed eight times for 19 yards and added a 45-yard reception in a win vs. NYG (11/29). Became the first Redskins running back since at least 1994 to record a reception of 45 yards or more in multiple games in a single season... Rushed 18 times for 49 yards and added a five-yard reception vs. DAL (12/7)... Gained 62 yards on 18 carries and added two receptions for 24 yards, including a crucial 18-yard catch on a deflected ball on the team's penultimate drive at CHI (12/13)... Rushed 10 times for 28 yards and caught an eight-yard pass vs. BUF (12/20)... Inactive with a hip injury at PHI (12/26) and at DAL (1/3)... Inactive for NFC Wild Card Round vs. GB (1/10).

## COLLEGE

Played collegiately at Florida from 2012-14, starting 15 of the 28 games in which he played, recording 297 career carries for 1,431 yards (4.8 avg.) with 11 rushing touchdowns and 19 receptions for 100 yards with one receiving touchdown... Started 10 of the 11 games in which he played in 2014, finishing with a team-high 817 rushing yards on 166 carries (4.9 avg.) with seven total touchdowns (six rushing). Had

a career-high 192 yards and two touchdowns in upset win against Georgia... Suffered a season-ending knee injury in 2013 after compiling 339 rushing yards on 79 carries (4.3 avg.) and two touchdowns through five games. Had 176 yards rushing at Kentucky, the most by a Gator running back since Ciatrick Fason had 210 vs. Kentucky in 2004... Played in 12 games in 2012, recording 52 carries for 275 yards and three touchdowns in addition to three receptions for 10 yards.

## PERSONAL

Attended Armwood H.S. in Seffner, Fla., where he helped lead his team to a 15-0 record and the FHSAA Class 6A Championship his senior year... Rushed for 896 yards and 10 touchdowns as a senior despite missing four games... Earned honorable mention all-state honors... Rated a four-star prospect by ESPN, Scout.com and Rivals.com... Visited active-duty service members and Wounded Warriors at the USO Warrior and Family Center in Bethesda, Md., for the second annual Military Appreciation BBQ in 2015. Also assembled care packages for domestic violence victims at the Fear 2 Freedom event at Redskins Park that season. Native of Tampa, Fla... Son of Barbara Singleton... Born March 7, 1993.

## YEAR-BY-YEAR STATS

### RUSHING

Year	Team	GP	GS	Att	Yds	Avg	Lg	TD
2015	Was	13	0	144	490	3.4	39t	3
<b>Career</b>		<b>13</b>	<b>0</b>	<b>144</b>	<b>490</b>	<b>3.4</b>	<b>39t</b>	<b>3</b>

### RECEIVING

Year	Team	GP	GS	Rec	Yds	Avg	Lg	TD
2015	Was	13	0	19	304	16	78t	1
<b>Career</b>		<b>13</b>	<b>0</b>	<b>19</b>	<b>304</b>	<b>16</b>	<b>78t</b>	<b>1</b>

### ADDITIONAL

Fumbles-Lost: 5-4 in 2015

## CAREER HIGHS

### SINGLE-GAME

<b>Carries:</b>	19, vs. St. Louis (9/20/15)
<b>Rushing Yards:</b>	123, vs. St. Louis (9/20/15)
<b>Long (Rushing):</b>	39, vs. St. Louis (9/20/15)
<b>Rushing TD:</b>	2, vs. St. Louis (9/20/15)
<b>Receptions:</b>	3, three times, last vs. NO (11/15/15)
<b>Receiving Yards:</b>	131, vs. New Orleans (11/15/15)
<b>Long (Receiving):</b>	78t, vs. New Orleans (11/15/15)
<b>Receiving TD:</b>	1, vs. New Orleans (11/15/15)



91



# RYAN KERRIGAN

LB

6-4 // 265

6th NFL Season // Purdue

DOB: Aug. 16, 1988 // Muncie (Ind.) Central H.S.

## HONOR ROLL

Pro Bowl selection (2012 season)  
 PFOW/PFWA All-Rookie Team (2011)  
 NFLPA Community MVP (Week 3, 2014)  
 Media Good Guy Award (2014)  
 Redskins Walter Payton Man of the Year (2015)  
 NFL Top 100 Players [No. 70 in 2014]

## MILESTONES

NFL debut: 9/11/11 (vs. NYG)... First sack: 9/18/11 (vs. ARI, Kevin Kolb)... First multi-sack game: 11/13/11 (at MIA, 2)... First INT: 9/11/11 (vs. NYG, Eli Manning)... First TD: 9/11/11 (vs. NYG, 9 yard INT return, Eli Manning)... First FF: 9/26/11 (at DAL, Laurent Robinson)... First FR: 11/18/12 (vs. PHI, LeSean McCoy)

## TRANSACTIONS

Originally selected by the Washington Redskins in the first round (16th overall) of the 2011 NFL Draft... Signed multi-year contract extension on July 29, 2015.

## PRO

Enters 2016 having started all 80 regular season games in which he has appeared... Credited by STATS, LLC with 290 tackles (215 solo), 47.5 sacks, two interceptions (both returned for touchdowns), 17 forced fumbles and two fumbles recovered through the 2015 season... Ranked third on the Redskins' all-time sack list (47.5) after his first five seasons... Became only the third member of the Redskins to start all 16 games in a season in each of his first five NFL seasons, joining Champ Bailey (1999-2003) and Jon Jansen (1999-2003)... Named to the Pro Bowl following the 2012 season and to the 2011 PFOW/PFWA All-Rookie Team... Was the only NFL player to accumulate 10 sacks and two interception return touchdowns from 2011-12... Scored a touchdown in his NFL debut, intercepting a pass from Eli Manning and returning it nine yards... Set a Redskins' rookie franchise record with four forced fumbles in 2011.

## YEAR-BY-YEAR

### 2015 (REDSKINS)

Named the team's 2015 Walter Payton Man of the Year for his play on the field and work in the Washington, D.C. metro area community... Started all 16 regular season games for a fifth straight season and started his second career postseason contest... Became only the third member of the Redskins to start all 16 games in a season in each of his first five NFL seasons since the NFL adopted the 16-game format in 1978, joining Champ Bailey (1999-2003) and Jon Jansen (1999-2003)... Accrued 42 tackles (33 solo), 9.5 sacks, three passes defended and two forced fumbles during the year... Recorded two tackles (one solo), a pass defended and a half-sack vs. MIA (9/13)... Made four tackles (two solo) and was credited with a forced fumble in a win vs. STL (9/20)... Registered a solo tackle at NYG (9/24)... Recorded four solo tackles (two for loss) including a sack vs. PHI (10/4)... Posted two sacks among his three solo tackles, passing Brian Drakpo (40.0) for fifth on the Redskins all-time sack list. The multi-sack game was his first since Week 14 of 2014... Added an assisted tackle at NYJ (10/18)... Made one solo

tackle vs. TB (10/25) prior to exiting the game with a hand injury... Contributed two tackles (one solo) in contests at NE (11/8) and vs. NO (11/15)... Recorded three tackles (two solo) including a sack at CAR (11/22), moving into sole possession of fourth place in career sacks in team history... Registered three solo tackles, two sacks and a pass defended in a win vs. NYG (11/29). Moved past Monte Coleman (43.5) for third-most sacks in franchise history since 1982... Posted two solo tackles (one for loss) and a pass defended vs. DAL (12/7)... Recorded five tackles (four solo) including an eight-yard sack in a win at CHI (12/13). Became only the fifth NFL player since 1982 to record 7.5 sacks in each of his first five seasons (Jared Allen, Derrick Thomas, DeMarcus Ware and Reggie White)... Recorded three solo tackles and a sack in a win vs. BUF (12/20). On the sack, he forced the 17th fumble of his career... Made three solo tackles in a division-clinching win at PHI (12/26)... Recorded two tackles (one solo) including a sack in regular season finale at DAL (1/3)... Posted two tackles (one solo) and a pass defended in NFC Wild Card Round vs. GB (1/10).

### 2014 (REDSKINS)

Started all 16 games for the fourth consecutive season and posted a career-high 13.5 sacks... Tied for the league lead in forced fumbles (five), becoming the first member of the Redskins to finish atop league rankings in that category since LaVar Arrington in 2003 (six)... Started at HOU (9/7), recording three tackles (two solo) and the 11th forced fumble of his career... Started vs. JAX (9/14), tying a team record with four sacks among the Redskins' team-record-tying 10 sacks on the day. Tied Phillip Daniels (12/18/05), Ken Harvey (11/23/97), Dexter Manley (10/2/88) and Brian Drakpo (12/13/2009). Pushed past Darryl Grant (27.0) for ninth on the Redskins' all-time sack list... Started and added a solo tackle at PHI (9/21)... Started and recorded a sack among his three solo tackles vs. NYG (9/25) to move past Bruce Smith (28.5) for eighth in sacks in franchise history... Started and registered five tackles (two solo) including a sack vs. SEA (10/6)... Recorded a career-high nine tackles (seven solo) with a half-sack and a forced fumble in a start at ARI (10/12)... Made four tackles (two solo) in a start vs. TEN (10/19)... Started and recorded six tackles (five solo) with a sack in an overtime win at DAL (10/27)... Started and made three solo tackles at MIN (11/2)... Started and made three tackles (two solo, two for loss) vs. TB (11/16)... Started and recorded three tackles (two solo) including a sack to tie his single-season career high (8.5) at SF (11/23)... Started at IND (11/30) and recorded a sack-fumble on the game's first offensive play to establish a new career high in sacks (9.5) and tie Ken Harvey for the most forced fumbles by a member of the Redskins since 1994 (13). Led the team with five tackles (all solo)... Started vs. STL (12/7) and improved upon his single-season career high in sacks, collecting two sacks to push his season total to 11.5 and to pass Andre Carter (34.0) and Dave Butz (35.5) on the team's all-time sack list. The multi-sack game was the sixth of his career. Also forced the 14th fumble of his career, passing Ken Harvey (13) for most by a member of the Redskins since 1994... Started and recorded two solo tackles including a sack at NYG (12/14). Pushed career-high sack total to 12.5 and tied Marco Coleman (12.5 in 2000) for the sixth-most sacks in a single season in team history... Started and posted six solo tackles, a sack, a forced fumble and a fumble recovery in a win vs. PHI (12/20). Pushed career-high sack total to 13.5, tying Ken Harvey (1994) and Dexter Manley (1984) for fourth in team history, tying Harvey for the most sacks by a Redskins

linebacker in a single season. Notched a full sack in five consecutive games for the first time in his career, becoming the first member of the Redskins to accomplish the feat since Fred Stokes in Weeks 1-5 of the 1991 season... Recorded two tackles [one solo] in a start vs. DAL [12/28].

#### 2013 (REDSKINS)

Started vs. PHI [9/9] and had a career-high eight tackles [seven solo], one sack and was credited with a forced fumble on a Michael Vick lateral that DeAngelo Hall returned 75 yards for a touchdown... Started at GB [9/15], collecting five tackles [all solo] and matching his then-career high with two sacks... Started vs. DET [9/22] and posted seven tackles [three solo] and a pass defended... Started at DAK [9/29], and added four tackles [two solo], including a career-high-matching two sacks and a forced fumble. The multi-sack game was the fourth of his career... Started and registered two solo tackles at DAL [10/13]... Started and posted two tackles [one solo] vs. CHI [10/20]... Started at DEN [10/27], registering two solo tackles, a sack and a forced fumble... Started and added three tackles [two solo] vs. SD [11/3]... Started and contributed four tackles [three solo] and a pass defended at MIN [11/7]... Started and had two solo tackles at PHI [11/17]... Started and added three tackles [two solo] including two for loss vs. SF [11/25]... Started and recorded four solo tackles vs. NYG [12/1]... Started and had a team-high eight tackles [seven solo], including three for loss, vs. KC [12/8]... Started and registered four tackles [one solo] including a 10-yard sack of Matt Ryan at ATL [12/15]... Started and notched five tackles [two solo], including a sack... Started and made three tackles [one solo] vs. NYG [12/29].

#### 2012 (REDSKINS)

Started all 16 regular season games for the second straight year... Credited by the coaching staff with 62 tackles [32 solo], 25 quarterback pressures and 11 passes defended... Added a career-high 8.5 sacks and had his second career interception return touchdown... Started and played every snap in the team's season-opening win at NO [9/9], registering two tackles [both solo], two quarterback hurries and a sack... Started at STL [9/16] and finished with two tackles... Started vs. CIN [9/23], registering a four tackles, three quarterback hits, two passes defended and a half-sack. Also hit Bengals QB Andy Dalton on the pass intercepted by Rob Jackson for a touchdown... Started at TB [9/30] and registered three tackles, including two tackles for loss, a sack and a pass defended... Started vs. ATL [10/7] and scored the second touchdown of his career, intercepting a Matt Ryan pass and returning it 28 yards for a touchdown in the second quarter. He became the first Redskin since the 1970 AFL-NFL merger to have an interception return for touchdown in each of his first two NFL seasons... Started and had two tackles vs. MIN [10/14]... Started and had one tackle at NYG [10/21]... Started and registered a sack, a pass defended and four tackles [all solo] at PIT [10/28]... Started and had one tackle vs. CAR [11/4]... Started in a win vs. PHI [11/18] and had three tackles, one sack, one forced fumble and a fumble recovery. Had his consecutive snaps played streak to start his career end at 1,751 via coaches' decision in the fourth quarter... Started and had four tackles [all solo], one pass defended and one sack in a Thanksgiving Day win at DAL [11/22]... In a win vs. NYG [12/3] on Monday Night Football, started at outside linebacker and registered four tackles [two solo]... Started and had four solo tackles in a win vs. BAL [12/9]... Started and had three solo tackles and two passes defended in a win at CLE [12/16]... Started and had five solo tackles, two sacks and a forced fumble in a win at PHI [12/23]... Started and had six tackles [three solo] in a division-clinching win vs. DAL [12/30]... Started and had four tackles in the NFC Wild Card Round vs. SEA [1/6].

#### 2011 (REDSKINS)

Started in all 16 games and played every defensive snap despite not having the luxury of a traditional offseason program... Finished with 70 tackles, nine tackles for loss, 7.5 sacks, and team-highs in forced fumbles [four] and quarterback pressures [42]... Four forced fumbles were a Redskins rookie record... Started vs. NYG [9/11] in his first career game and recorded six tackles [one solo] and returned his first career interception nine yards for a touchdown... Started vs. ARI [9/18] and finished with three tackles [two solo], his first career sack and two passes defended... Started at DAL [9/26] and recorded four tackles [four solo], one sack and one forced fumble... Named NFL Defensive Rookie of the Month for September... Started at STL [10/2] and recorded six tackles [five solo], one sack and a forced fumble... Started vs. PHI [10/16] and recorded six tackles [two solo], and one pass defended... Started at CAR [10/23] and recorded three tackles [two solo]... Started at BUF [10/30] and recorded five solo tackles... Started vs. SF [11/6] and recorded six tackles [four solo] and one sack... Started at MIA [11/13] and recorded six tackles [five solo], two sacks and two forced fumbles... Started vs. DAL [11/20] and recorded four tackles [one solo], one sack and one pass defended... Started at SEA [11/27] and recorded five tackles [two solo]... Started vs. NYJ [12/4] and recorded seven tackles [four solo] and one pass defended... Started vs. NE [12/11] and recorded one solo tackle... Started at NYG [12/18] and recorded three tackles [two solo] and one sack... Started vs. MIN [12/24] and recorded three tackles [two solo]... Started at PHI [1/1/12] and recorded two solo tackles.

#### COLLEGE

Played collegiately at Purdue from 2007-10 and finished career tied for the all-time Football Bowl Subdivision record with 14 fumbles forced [Big Ten record], tied for second all-time at Purdue with 33.5 sacks and fifth in Purdue history in tackles for loss with 57.0... As a senior, was a team co-captain and received team's Most Valuable Player Award for defense... Was the first unanimous All-American at Purdue since 1980 and merely the seventh in school history... Named first team All-America by the American Football Coaches Association, The Walter Camp Football Foundation, the Football Writers Association of America, the Associated Press and The Sporting News... Also earned SI.com first team All-American, Rivals.com first team All-American, Big Ten Defensive Player of the Year [coaches and media votes], Big Ten Defensive Lineman of the Year [coaches], first team All-Big Ten [coaches and media], Academic All-Big Ten... Runner up for the Ted Hendricks Award [nation's outstanding defensive end], semifinalist for Chuck Bednarik Award, Rotary Lombardi Award and Ronnie Lott IMPACT Trophy... Led the Football Bowl Subdivision in tackles for loss in the regular season [26.0], tied for second in fumbles forced [5], third in the FBS in sacks [12.5] and led the Big Ten in all three categories... Started all 12 games and totaled 70 tackles [50 solo], 26 tackles for a loss, 12.5 sacks, five forced fumbles and two fumble recoveries... As a junior, was named to Ted Hendricks Award watch list [nation's outstanding defensive end]... Earned second team All-American by Rivals.com, honorable mention All-American by College Football Insiders and SI.com, first team All-Big Ten by media and second team by coaches, second team Academic All-American, Academic All-District V and Academic All-Big Ten... Received team's Most Valuable Player Award for defense... Started all 12 games and led nation with school-record-tying seven forced fumbles, which were second-most in Big Ten history... Topped Big Ten and ranked third nationally with 13.0 sacks... Ranked fourth in Big Ten with 18.5 tackles for loss, fourth on team with 66 tackles [41 solo, 25 assists], and had two pass breakups and one fumble recovery... As a sophomore, named

honorable mention All-Big Ten by media and Academic All-Big Ten honors... Appeared in all 12 games, including 11 starts and ranked seventh in Big Ten in sacks (7.0) and 10th in tackles for loss (11.5)... Totaled 56 tackles (31 solo), four passes defended, one interception and two forced fumbles... As a freshman, appeared in 12 games and totaled 18 tackles (12 solo) and one sack.

## PERSONAL

Attended Muncie (Ind.) Central H.S. and lettered four times in football and baseball, starting in each of his last three seasons on the gridiron... Also lettered twice in basketball (freshman and junior years)... Received a threestar prospect rating and was rated the 88th-best player in the nation by Scout.com... Lined up at defensive end and tight end, earning Defensive Lineman of the Year in Mr. Football voting, adding All-State, All-Division 4A and All-North Central League honors in 2006... Recorded 90 tackles and led the state with 19.0 quarterback sacks as a senior... On offense, he pulled down 40 passes for 789 yards (19.73 avg.) and six touchdowns, as the team compiled a 7-6 record... On the basketball court, he was a reserve on the Muncie Central team that lost to future NBA draft picks Greg Oden and Mike Conley at Lawrence North in the 2006 Class 4A title game... Threw out a first pitch with former MLB player Javy Lopez at opening night of the AA Richmond Flying Squirrels of the Eastern League in 2013... Born Patrick Ryan Kerrigan... Father, Brendan, played football at Ball State... Brother, Kyle, was a member of the DePaw swim team.

## COMMUNITY

In 2013, launched Ryan Kerrigan's Blitz for the Better Foundation, which provides opportunities, support and resources to children and families in need in the Greater Washington, D.C. area. Served as a waiter with several teammates at Ruth's Chris Steak House at the organization's launch fundraiser, raising more \$100,000 for seriously ill, special needs and physically challenged children in each of the last three years... Has dedicated multiple "Kerrigan's Korner" hubs at local children's hospitals to provide children who are battling various serious illnesses with an electronic center full of games and movies to keep their minds stimulated during recovery... Named the Redskins Walter Payton Man of the Year in 2015 for his efforts in the community... Attended the Smashing Walnuts Foundation Gala to help raise awareness for childhood brain cancer, promoted the importance of eating breakfast to Guilford Elementary students in Sterling, Va., participated in the 136th annual White House Easter Egg Roll, walked in the inaugural WDW Wives Runway Show to benefit the Washington Redskins Charitable Foundation, welcomed 1,100 children into the Redskins locker room at FedExField to meet Santa and take home toys for Christmas at Skins San Shoppe, met and congratulated children who won their Redskins Read Across Richmond summer challenge and brought 25 children from INOVA Children's Hospital to the Redskins cafeteria to eat, play games and create their own Build-A-Bear in 2015... In 2014, raised money for after-school exercise and wellness programs with actor Matthew McConaughey and teammate Alfred Morris at the Movies with Morris event and raised money for pediatric cancer research at the Make-A-Wish Foundation Evening of Wishes Gala in 2014... Participated in the Smashing Walnuts Foundation fundraiser in honor of Gabriella Miller in 2013 among his other charitable endeavors... In 2012, participated in the team's 80th Anniversary Thank You Tour throughout



Virginia, Maryland and Washington, D.C... Brought smiles to hospital patients by dressing up in costume and visiting with children at the WRFC Pediatric Halloween Party... In 2011, helped the Washington Redskins Charitable Foundation and the U.S. Marine Corps provide 1,100 youth in need with a toy during the holiday season at the annual Skins Santa Shoppe... Participated in the 4th & Life program, a program for high school athletes focusing on what it takes to be successful on the field, in the classroom, and in the workplace... Led kids in fitness activities as part of NFL's PLAY 60 campaign, helping kids get 60 minutes of exercise a day.

## YEAR-BY-YEAR STATS

### DEFENSE

Year	Team	G	GS	Tack	Solo	Sack	INT	PD
2011	Was	16	16	64	42	7.5	1	4
2012	Was	16	16	54	42	8.5	1	8
2013	Was	16	16	66	47	8.5	0	3
2014	Was	16	16	64	51	13.5	0	1
2015	Was	16	16	42	33	9.5	0	3
<b>Career</b>		<b>80</b>	<b>80</b>	<b>290</b>	<b>215</b>	<b>47.5</b>	<b>2</b>	<b>19</b>

\*Tackle stats according to STATS, LLC

### ADDITIONAL

FF-FR: 4-0 in 2011, 2-1 in 2012, 4-0 in 2013, 5-1 in 2014, 1-0 in 2015  
INT TD: 1 in 2011, 1 in 2012

### POSTSEASON

Year	Team	G	GS	Tack	Solo	Sack	INT	PD
2012	Was	1	1	4	2	0	0	0
2015	Was	1	1	2	1	0	0	1
<b>Career</b>		<b>2</b>	<b>2</b>	<b>6</b>	<b>3</b>	<b>0</b>	<b>0</b>	<b>1</b>

## CAREER HIGHS

### SINGLE-GAME

<b>Total Tackles:</b>	9, at Arizona (10/12/14)
<b>Solo Tackles:</b>	7, last at Arizona (10/12/14)
<b>Interceptions:</b>	1, twice, last vs. Atlanta (10/7/12)
<b>Sacks:</b>	4, vs. Jacksonville (9/14/14)
<b>Passes Defended:</b>	2, three times, last at CLE (12/16/12)
<b>Forced Fumbles:</b>	2, at Miami (11/13/11)
<b>Fumbles Recovered:</b>	1, twice, last vs. Philadelphia (12/20/14)

74



# ARIE KOUANDJIO

G

6-5 // 325

2nd NFL Season // Alabama

DOB: April 23, 1992 // DeMatha Catholic H.S. (Hyattsville, Md.)

## MILESTONES

NFL debut: 10/4/15 (vs. PHI)

## TRANSACTIONS

Originally selected by the Washington Redskins in the fourth round (112th overall) of the 2015 NFL Draft.

## YEAR-BY-YEAR

### 2015 (REDSKINS)

Appeared in three games as a rookie... Inactive vs. MIA (9/13), vs. STL (9/20) and at NYG (9/24)... Made NFL debut on special teams vs. PHI (10/4)... Inactive at ATL (10/11)... Active but did not play at NYJ (10/18)... Contributed on special teams vs. TB (10/25)... Played on offense and special teams at NE (11/8)... Inactive vs. NO (11/15), at CAR (11/22), vs. NYG (11/29), vs. DAL (12/7), at CHI (12/13), vs. BUF (12/20) and at PHI (12/26)... Active but did not play at DAL (1/3)... Inactive for NFC Wild Card Round vs. GB (1/10).

## COLLEGE

Played collegiately at Alabama from 2010-14, appearing in 40 games with 27 starts and helping the Crimson Tide to two SEC championship titles and two BCS National Championships... Started all 14 games as a senior in 2014, earning first-team All-SEC and second-team All-American honors from the Associated Press. Also earned first-team All-SEC honors from the league's coaches... As a junior in 2013, started all 13 games at left guard, blocking for an offense that produced Alabama's second-highest total yardage figure in a single season in school history... Appeared in 11 games as a sophomore in the 2012... Played in two games prior to injury as a redshirt freshman in 2011... Redshirted in 2010.

## PERSONAL

Attended DeMatha Catholic H.S. in Hyattsville, Md., less than 10 miles from FedExField... Was a U.S. Army All-American in high school, ranking as the No. 13 offensive tackle in the nation by Rivals.com and 117th overall prospect as a four-star recruit in the Rivals250... Ranked second in the Rivals.com Maryland Postseason Top 20... Brother, Cyrus, played at Alabama from 2011-13 and was drafted by the Buffalo Bills in the 2014 NFL Draft... Son of Jean-Claude and Georgette Kouandjio... Emigrated from Cameroon in 1999... Name pronounced "R-ree" "KWAN-joe"... Born April 23, 1992.

## COMMUNITY

D.C.-area native immediately started giving back to the community upon being drafted by the team in 2015... Paid tribute to active duty members as well as veterans of the armed forces while touring Quantico Marine Base in Prince William County, Va... Visited active-duty service members and Wounded Warriors at the USD Warrior and Family Center in Bethesda, Md., for the second annual Military Appreciation BBQ... Assembled care packages for domestic violence victims at the Fear 2 Freedom event at Redskins Park... Distributed hats and coats as part of the Share the Warmth event presented by Macy's... Welcomed 1,100 children into the Redskins locker room at FedExField to meet Santa and take home toys for Christmas at Skins Santa Shoppe... Spoke with students about leading active lives and making healthy choices at Roosevelt High School in northwest Washington, D.C... Visited his former elementary school in Beltsville, Md., to promote reading among fourth and fifth grade students.

## YEAR-BY-YEAR STATS

### GAMES/STARTS

Year	Team	G	GS
2015	Was	3	0
Career		3	0

**77**

# SHAWN LAUVAO

**G****6-3 // 326****7th NFL Season // Arizona State****DOB: Oct. 26, 1987 // Farrington H.S. (Honolulu, Hawaii)**

## MILESTONES

NFL debut: 10/24/10 (at NO)... First NFL start: 11/21/10 (at JAX)... Redskins debut: 9/7/14 (at HOU)

## TRANSACTIONS

Originally selected by the Cleveland Browns in the third round (92nd overall) of the 2010 NFL Draft... Signed with the Washington Redskins as an unrestricted free agent on March 12, 2014.

## PRO

Agreed to terms with the Redskins on the first day of free agency in 2014... Enters the 2016 season having previously appeared in 71 games with 62 starts.

## YEAR-BY-YEAR

### 2015 (REDSKINS)

Started three games before having his season prematurely ended by injury... Started at left guard and helped the Redskins rush for 161 yards vs. MIA (9/13)... Helped the Redskins post 182 rushing yards in a start at left guard vs. STL (9/20)... Started at left guard at NYG (9/24)... Placed on Reserve/Injured list on Sept. 29.

### 2014 (REDSKINS)

Started all 15 games in which he appeared in his debut season in Washington... Made his Redskins debut at HOU (9/7), starting at left guard... Started at left guard vs. JAX (9/14)... Started at left guard and blocked for Kirk Cousins' 427-yard passing day at PHI (9/21)... Inactive with a knee injury vs. NYG (9/25)... Returned and started at left guard vs. SEA (10/6)... Started at left guard at ARI (10/12)... Started at left guard in a comeback win vs. TEN (10/19)... Started at left guard in an overtime win at DAL (10/27), helping Colt McCoy and the Redskins to 409 total yards... Started at left guard at MIN (11/2) and vs. TB (11/16)... Started at left guard and helped Alfred Morris post 125 rushing yards at SF (11/23)... Started at left guard and helped protect for Colt McCoy's career-high 392 passing yards at IND (11/30)... Started at left guard vs. STL (12/7), at NYG (12/14), vs. PHI (12/20) and vs. DAL (12/28).

### 2013 (BROWNS)

Started 11 games at right guard, logging 741 offensive snaps... Inactive first four games after sustaining ankle injury at practice Aug. 5 and inactive Week 17 with a thigh injury... Missed his first NFL games since Oct. 24, 2010, snapping streaks of 42 consecutive games played and 32 consecutive starts... Made season debut vs. BUF (10/3) in 37-24 prime time win.

### 2012 (BROWNS)

Started all 16 games at right guard and did not miss an offensive snap... Part of a line that helped pave the way for Trent Richardson to rush for 950 yards, 11 touchdowns and 1,317 total yards from scrimmage – all of which were Browns rookie records.

### 2011 (BROWNS)

Started all 16 games at right guard... Part of an offensive line that led the way for 100-yard rushing performances by Chris Ogbonnaya (115 yards vs. JAX 11/20) and Peyton Hillis (112 yards at BAL 12/24).

### 2010 (BROWNS)

Appeared in 10 games with one start at right guard... Inactive for the first six contests with an ankle injury... Made NFL debut playing in a reserve role on offense at NO (10/24)... Made first NFL start at JAX (11/21).

## COLLEGE

Appeared in 42 games at Arizona State from 2006-09, finishing his career with 33 consecutive starts... Saw action at both guard and tackle with 17 starts at left guard, 12 at left tackle and four at right tackle... Started all 12 games at left tackle as a senior and earned second-team All-Pac-10 honors... Served as a team captain and helped the Sun Devils reduce their number of sacks allowed from 34 in 2008 to 27 in 2009... Started the first eight games at left guard and the last four at right tackle en route to an honorable mention All-Pac-10 selection in 2008... Played in all 13 games, with nine starts as a sophomore... Appeared in five games as a redshirt freshman... Graduated with a degree in interdisciplinary studies.

## PERSONAL

Attended Farrington H.S. in Honolulu, Hawaii, where he was a two-time Scholar-Athlete of the Year... As a senior, earned first-team all-state honors... Was a two-time team captain... Selected to play in the Hawaii Classic All-Star football game and served as captain of the East team... Cousin, Saute Sapolu, played defensive end at ASU from 1985-88... Placed second in the Hawaii Strong Man Competition when he was 16 (16-18-year-old age bracket) and won the 2005 Hawaii Strongest Teen competition... Full name: Shawn Sisifo Lauvao (pronounced luh-VOW)... Born Oct. 26, 1987 in Honolulu, Hawaii.

## COMMUNITY

Was extremely active with the Washington Redskins Charitable Foundation and his teammates' initiatives in his first season in Washington in 2014... Participated in Robert Griffin III's Friday Night Lights camp for 300 boys and girls at Anacostia (D.C.) High School... Served as a celebrity waiter at Ruth's Chris Steak House to benefit teammate Ryan Kerrigan's Blitz for the Better foundation... Taught children the importance of exercising for 60 minutes a day at Andrews Air Force Base for the Redskins Salute to Play 60 event... Encouraged students at Dumfries (Va.) Elementary to exercise for 60 minutes and read for 20 minutes every day... Helped bring joy to 31 women battling breast cancer at the team's annual All-Star Survivors Celebration... Reminded high school football players of the importance of pursuing an education and staying out of trouble at the Redskins 4th and Life forum... Coached women through football drills at Redskins Park on WOW Ladies Night Out... Participated in the Get the Ball Rolling Flag Football Experience with 120 middle school students at Redskins Park... Visited pediatric patients at Georgetown Hospital in a full Rick James costume with teammates Alfred Morris and Darrel Young... Helped raise \$10,000 and donated holiday food baskets for servicemen and women at the USO Turkeys for Troops event... Distributed Thanksgiving food to 3,000 Prince George's County residents in need at the team's annual Harvest Feast... Helped renovate Leckie Elementary School's library in Washington, D.C.... Distributed winter coats and Redskins knit hats and scarves to over 300 children from the Maryland, D.C. and Virginia areas at the Covered for the Holidays event... In 2015, visited Redskins Read Challenge winners from Roscoe R. Nix elementary school and also interacted with nearly 400 children who competed in drills and activities at the Play 60 Military Challenge at Fort Belvoir, Va.

## YEAR-BY-YEAR STATS

## GAMES/STARTS

Year	Team	G	GS
2010	Cle	10	1
2011	Cle	16	16
2012	Cle	16	16
2013	Cle	11	11
2014	Was	15	15
2015	Was	3	3
<b>Career</b>		<b>71</b>	<b>62</b>

**67**

# JOSH LeRIBEUS

**OL****6-2 // 310****5th NFL Season // SMU****DOB: July 2, 1989 // Berkner H.S. (Richardson, Texas)**

## MILESTONES

NFL debut: 11/4/12 (vs. CAR)... First NFL start: 9/25/14 (vs. NYG)

## TRANSACTIONS

Originally selected by the Washington Redskins in the third round (71st overall) of the 2012 NFL Draft... Re-signed with the Redskins on March 16, 2016.

## PRO

2012 third-round pick who enters 2016 having previously appeared in 28 career regular season games with 12 starts (one at left guard and 11 at center)... Has also appeared in two postseason contests.

## YEAR-BY-YEAR

### 2015 (REDSKINS)

Played in all 16 regular season games, earning 11 starts at center. Also played in one postseason contest... Contributed on special teams vs. MIA (9/13) and vs. STL (9/20)... Saw extensive action at left guard in place of injured Shawn Lauvaot at NYG (9/24)... Contributed on special teams vs. PHI (10/4)... Played on offense and special teams at ATL (10/11)... Started at center in place of an injured Kory Lichtensteiger at NYJ (10/18)... Started at center in the largest comeback win (24 points) in team history vs. TB (10/25)... Started at center at NE (11/8)... Started at center vs. NO (11/15), blocking for the Redskins' first combined 300-yard passing game/200-yard rushing game since Super Bowl XXII... Started at center at CAR (11/22)... Started at center and helped Kirk Cousins throw for his fourth 300-yard game of the season in a win vs. NYG (11/29)... Started at center vs. DAL (12/7)... Started at center in a win at CHI (12/13)... Started at center for Cousins' team-record-setting sixth 300-yard passing game of the season in a win vs. BUF (12/20)... Started at center in a division-clinching win at PHI (12/26)... Started at center in regular season finale at DAL (1/3)... Saw action in reserve in NFC Wild Card Round vs. GB (1/10).

### 2014 (REDSKINS)

Played in seven games with one start... Contributed on special teams at HOU (9/7)... Appeared in reserve vs. JAX (9/14)... Contributed in place of his injured teammates at PHI (9/21)... Made first career start at left guard vs. NYG (9/25)... Active but did not play vs. SEA (10/6), at ARI (10/12), vs. TEN (10/19), at DAL (10/27) and at MIN (11/2)... Played on offense and special teams vs. TB (11/16)... Contributed on special teams at SF (11/23) and at IND (11/30)... Inactive vs. STL (12/7), at NYG (12/14), vs. PHI (12/20) and vs. DAL (12/28).

### 2013 (REDSKINS)

Inactive for all 16 games.

### 2012 (REDSKINS)

Appeared in five regular season games in his rookie year... Was inactive for the Redskins' season-opening win at NO (9/9), at STL (9/16), and vs. CIN (9/23)... Active but did not play at TB (9/30)... Inactive vs. ATL (10/7), MIN (10/14), at NYG (10/21) and at PIT (10/28)... Made his NFL debut on special teams vs. CAR (11/4)... Played on special teams in a win vs. PHI (11/18) and at DAL (11/22)... Inactive vs. NYG (12/3),

vs. BAL (12/9) and at CLE (12/16)... Played special teams in a win at PHI (12/23)... Saw significant action in place of Kory Lichtensteiger in a division-clinching win vs. DAL (12/30), helping Alfred Morris to a career-high 200 rushing yards... Played his first career postseason games in NFC Wild Card Round vs. SEA (1/6), replacing an injured Kory Lichtensteiger early in the contest.

## COLLEGE

Played in 36 games with 28 starts in three seasons at Southern Methodist, where he blocked for 2011 Conference USA leading rusher Zach Line (1,224 rushing yards)... In 2011, started all 13 games at left guard and was a member of a Mustangs offense that averaged 274.8 passing yards per game (third in C-USA)... As a sophomore in 2009, started all 13 games at left guard and was named an honorable mention All-C-USA selection by the league's coaches... Blocked for an offense that set single-season school records in total offense (5,093), passing yards (3,666) and points (380)... Helped lead the Mustangs to their first bowl appearance since 1984, defeating Nevada, 45-10, in the 2009 Hawaii Bowl... In 2008, following a redshirt year, played in 10 games with two starts, blocking for an offense that passed for a school-record-tying 29 touchdowns.

## PERSONAL

Attended Berkner H.S. in Richardson, Texas... Was named an all-area selection by The Dallas Morning News following his senior season at Berkner... Was rated the 23rd-best guard prospect in America by ESPN.com... Was one of the top 25 offensive linemen in the state according to Dave Campbell's Texas Football and was labeled a "Player to Watch" by the same publication... Ranked No. 41 on the DMN's Area Top 100 list... Was a three-star Rivals.com and Scout.com prospect... Was ranked the No. 60 offensive guard in the nation by Scout.com and No. 63 by Rivals... Last name pronounced luh-REE-bus... Decorated gingerbread houses with Pediatric Oncology patients at INOVA Fairfax in 2014... In 2013, participated in Tyler Polumbus' Tyler's Kids Outreach Football Camp at Redskins Park... Born on July 2, 1989.

## YEAR-BY-YEAR STATS

### GAMES/STARTS

Year	Team	G	GS
2012	Was	5	0
2014	Was	7	1
2015	Was	16	11
<b>Career</b>		<b>28</b>	<b>12</b>

### POSTSEASON

Year	Team	G	GS
2012	Was	1	0
2015	Was	1	0
<b>Career</b>		<b>2</b>	<b>0</b>

78



# KORY LICHTENSTEIGER

C

6-2 // 295

8th NFL Season // Bowling Green

DOB: March 22, 1985 // Crestview H.S. (Conway, Ohio)

## HONOR ROLL

Redskins Ed Block Courage Award (2012)

## MILESTONES

NFL debut: 9/8/08 (at OAK)... First start: 9/26/10 (at STL)... Redskins debut: 9/12/10 (vs. DAL)

## TRANSACTIONS

Originally selected by the Denver Broncos in the fourth round (108th overall) of the 2008 NFL Draft... Waived by the Broncos on September 4, 2009... Claimed off waivers by the Minnesota Vikings on September 6, 2009... Waived by the Vikings on September 29, 2009... Signed with the Washington Redskins as a free agent on January 11, 2010... Re-signed with the Redskins as a restricted free agent on March 20, 2012... Re-signed with the Redskins on March 11, 2013.

## PRO

Versatile interior lineman who has seen action at both the guard and center positions during his career... Enters 2016 having played in 90 career regular season games with 72 starts... Named the team's Ed Block Courage Award recipient in 2012 after returning from a season-ending knee injury in 2011.

## YEAR-BY-YEAR

### 2015 (REDSKINS)

Started five regular season games and one postseason game during a 2015 season in which he was limited by injury... Started at center and helped the Redskins rush for 161 yards vs. MIA (9/13)... Helped the Redskins post 182 rushing yards in a start at center vs. STL (9/20)... Started at center at NYG (9/24)... Started at center vs. PHI (10/4), helping the offense go 90 yards on its final drive for a come-from-behind victory... Started at center at ATL (10/11)... Inactive with multiple injuries at NYJ (10/18) and vs. TB (10/25)... Inactive at NE (11/8)... Placed on Reserve/Injured list on Nov. 10 with a designation to return... Activated during NFC Wild Card week on Jan. 5... Started at center in NFC Wild Card Round vs. GB (1/10).

### 2014 (REDSKINS)

Started all 16 games at center. As of the end of the season, had started each of the Redskins' last 48 regular season contests at either center or guard dating back to 2012... Started at center at HOU (9/7)... Started at center vs. JAX (9/14), helping the Redskins to 41 points and 449 net yards... Started at center and blocked for Kirk Cousins' 427-yard passing day at PHI (9/21)... Started at center vs. NYG (9/25), vs. SEA (10/6) and at ARI (10/12)... Started at center in a comeback win vs. TEN (10/19)... Started at center in an overtime win at DAL (10/27), helping Colt McCoy and the Redskins to 409 total yards... Started at center at MIN (11/2) and vs. TB (11/16)... Started at center and helped Alfred Morris post 125 rushing yards at SF (11/23)... Started at center and helped protect for Colt McCoy's career-high 392 passing yards at IND (11/30)... Started at center vs. STL (12/7), at NYG (12/14), vs. PHI (12/20) and vs. DAL (12/28).

### 2013 (REDSKINS)

Started at left guard and helped quarterback Robert Griffin III pass for 329 yards vs. PHI (9/9)... Started at left guard and helped the Redskins produce a 300-yard passer and 100-yard rusher at GB (9/15)... Started at left guard vs. DET (9/22) and helped Griffin III throw for 300 yards for a third consecutive week... Started at left guard at OAK (9/29) and helped the team to its first win of the season... Started at left guard at DAL (10/13), helping Washington post more than 200 yards both rushing and passing... Started at left guard vs. CHI (10/20), helping the Redskins post 499 yards and 45 points... Started at left guard at DEN (10/27)... Started at left guard vs. SD (11/3) as the Redskins posted 500 yards of offense... Started at left guard and helped the Redskins to 191 rushing yards at MIN (11/7)... Started at left guard in another 400-yard offensive performance at PHI (11/17)... Started at left guard vs. SF (11/25), vs. NYG (12/1) and vs. KC (12/8)... Started at left guard at ATL (12/15) and helped Kirk Cousins throw for 381 yards... Started at left guard vs. DAL (12/22), his 50th career NFL start... Started at left guard at NYG (12/29).

### 2012 (REDSKINS)

One season after suffering a season-ending knee injury, returned to start all 16 regular season games at left guard... Named the recipient of the team's Ed Block Courage Award... Started at left guard in a season-opening win at NO (9/9), returning to action for the first time since his knee injury and helping Robert Griffin III pass for 320 yards... Started at left guard and helped the Redskins rush for 176 rushing yards at STL (9/16)... Started at left guard vs. CIN (9/23) and at TB (9/30)... Started and helped Alfred Morris to a second consecutive 100-yard rushing day vs. ATL (10/7)... Started and helped the Redskins rush for 183 yards vs. MIN (10/14)... Started at NYG (10/21), contributing to the team's 248 rushing yards and 480 yards of total offense... Started at PIT (10/28) and vs. CAR (11/4)... Started in a win vs. PHI (11/18) and helped Griffin III post a perfect passer rating... Started at left guard in a Thanksgiving Day win at DAL (11/22), helping Griffin III become the first player in team history to throw four touchdown passes in consecutive games... Started at left guard and helped the Redskins rush for 207 yards in a win vs. NYG (12/3) on Monday Night Football... Started at left guard and helped Washington rush for 172 yards in a win vs. BAL (12/9)... Started and blocked for Kirk Cousins' 329-yard starting debut in a win at CLE (12/16)... Started in a win at PHI (12/23)... Started and helped Morris break the single-season team record for rushing yardage with a 200-yard effort in a division-clinching win vs. DAL (12/30)... Started at left guard in the NFC Wild Card Round vs. SEA (1/6), his first career playoff game.

### 2011 (REDSKINS)

Started in all five games in which he played before suffering a knee injury... Started at left guard vs. NYG (9/11) in helping the Redskins to a season-opening win... Started at left guard vs. ARI (9/18) and helped pave the way for a running attack that totaled 35 carries for 172 yards (4.9 avg.)... Started at left guard at DAL (9/26) and helped protect quarterback Rex Grossman, who passed for 250 yards... Started at left guard at STL (10/2) and helped block for a rushing attack that totaled 196 yards, a season-high... Started at left guard vs. PHI (10/16) before suffering a first-half knee injury... Placed on Reserve/Injured List on Oct. 17.



**2010 (REDSKINS)**

Played in all 16 regular season games and made a then-career-high 14 starts... Saw action at left guard vs. DAL (9/12)... Rotated at left guard vs. HOU (9/19)... Made his first career start, opening the game at left guard at STL (9/26) and helped open holes for Washington's backs to gain 116 yards on the ground. Cleared the way for running backs Ryan Torain and Clinton Portis to average 6.6 and 6.3 yards per carry, respectively... Started at left guard at PHI (10/3) and opened holes for the team to rush for a season-high 169 yards (4.8 avg.). Limited the Eagles to one sack... Opened the game at left guard vs. GB (10/10). Provided protection for Donovan McNabb to throw for 357 yards and one touchdown... Started at left guard vs. IND (10/17) and opened holes for Ryan Torain to gain the first 100-yard rushing game of his career... Started at left guard at CHI (10/24). Cleared the way for Ryan Torain to rush for a career-high 125 yards and average six yards per carry... Opened the game at left guard at DET (10/31)... Started at left guard vs. PHI (11/15). Opened at left guard at TEN (11/21). Played both guard positions due to injuries on the offensive line. Provided protection for quarterback Donovan McNabb to complete 30-of-50 passing attempts for 376 yards and one touchdown... Started at left guard vs. MIN (11/28)... Opened the game at left guard at NYG (12/5). Provided protection for quarterback Donovan McNabb to complete 26-of-44 passing attempts for 296 yards and one touchdown... Started at left guard vs. TB (12/12) and opened holes for running back Ryan Torain to set a career high with 172 yards on 24 carries (7.2 avg.), including 158 yards in the first half and 121 in the first quarter. Provided protection for Donovan McNabb to complete 22-of-35 passing attempts for 228 yards, two touchdowns and have a 100.7 passer rating... Started at left guard at DAL (12/19). Provided protection for quarterback Rex Grossman to complete 25-of-43 passing attempts for 322 yards and a career-high four touchdowns... Opened at left guard at JAX (12/26)... Started at left guard vs. NYG (1/2). Provided protection for quarterback Rex Grossman to complete 26-of-44 passing attempts for 336 yards and two touchdowns.

**2009 (VIKINGS)**

Claimed off waivers by the Vikings on September 6, 2009... Was inactive at CLE (9/13), at DET (9/20) and vs. SF (9/27)... Waived by the Vikings on September 29, 2009.

**2008 (BRONCOS)**

Played in all 16 regular season games... Primarily played on special teams and also saw action as an H-Back in goal-line situations.

**COLLEGE**

Received All-MAC honors during each of his four seasons at Bowling Green State (2003-07)... Named a finalist for the Rimington Trophy (nation's best center) as a senior... Earned first-team All-MAC honors at center in each of his final two seasons... Posted the highest blocking consistency (85.6 percent) of any center in the country during his time at Bowling Green State according to NFLDraftScout.com... Played guard his first two seasons.

**PERSONAL**

Attended Crestview H.S. in Conroy, Ohio, where he was named All-Northwest Conference Lineman of the Year as well as an all-state selection during his junior and senior seasons... First-team all-conference pick as an offensive and defensive lineman after posting 125 tackles and eight sacks during his senior year. Registered 100 tackles and six sacks his junior year... Earned four letters in basketball... Has been active with the Washington Redskins Charitable Foundation, participating in Redskins Youth Fitness Zone at the Boys & Girls Clubs of Loudoun County, the Mickey Steele Memorial Golf Outing, DC101 Chili Cook-Off benefiting the National Kidney Foundation, Hometown Huddle, Harvest Feast and more throughout his seasons in Washington... Participated in the team's 80th Anniversary Thank You Tour throughout Virginia, Maryland and Washington, D.C. in 2012... Volunteered his time to read "A Little Skins Football Story" to the Redskins Kids Club in April 2013... In 2013, participated in the Redskins' Kids Club Reading Combine, helped with the Adopt a Child Shopping Spree and participated in Cakes Against Cancer at INOVA hospital, which provides cakes to children undergoing treatment for cancer... In 2014, assisted teammate Tyler Polumbus at Tyler's Kids Outreach Extreme Recess, a football camp for children with physical and developmental disabilities. Also raised money and awareness for diabetes research in the JDRF Walk For the Cure and participated in Robert Griffin III's Friday Night Lights camp for 300 boys and girls at Anacostia [D.C.] High School... Has one older brother, Kirk, and one younger brother, Luke... Earned a bachelor's degree in criminal justice... Married to his wife, Mandi, and has four sons: Ayden, Kale, Beau and Mack... Born on March 22, 1985, in Van Wert, Ohio.

**YEAR-BY-YEAR STATS****GAMES/STARTS**

Year	Team	G	GS
2008	Den	16	0
2010	Was	16	14
2011	Was	5	5
2012	Was	16	16
2013	Was	16	16
2014	Was	16	16
2015	Was	5	5
<b>Career</b>		<b>90</b>	<b>72</b>

**POSTSEASON**

Year	Team	G	GS
2012	Was	1	1
2015	Was	1	1
<b>Career</b>		<b>2</b>	<b>2</b>

# SPENCER LONG

61



G

6-5 // 324

3rd NFL Season // Nebraska

**DOB:** Nov. 8, 1990 // Elkhorn (Neb.) H.S.

## MILESTONES

NFL debut: 9/21/14 [at PHI]... First NFL start: 10/4/15 [vs. PHI]

## TRANSACTIONS

Originally selected by the Washington Redskins in the third round (78th overall) of the 2014 NFL Draft.

## PRO

Enters 2016 having previously appeared in 18 regular season games with 13 starts in his first two seasons from 2014-15.

## YEAR-BY-YEAR

### 2015 (REDSKINS)

Started all 13 regular season games in which he appeared and started his first career postseason contest... Inactive vs. MIA (9/13), vs. STL (9/20) and at NYG (9/24)... Made first NFL start at left guard vs. PHI (10/4), helping the offense go 90 yards on its final drive for a come-from-behind victory... Started at left guard at ATL (10/11) and at NYJ (10/18)... Started at left guard in the largest comeback win (24 points) in team history vs. TB (10/25)... Started at left guard at NE (11/8)... Started at left guard vs. NO (11/15), blocking for the Redskins' first combined 300-yard passing game/200-yard rushing game since Super Bowl XXII... Started at left guard at CAR (11/22)... Started at left guard and helped Kirk Cousins throw for his fourth 300-yard game of the season in a win vs. NYG (11/29)... Started at left guard vs. DAL (12/7)... Started at left guard in a win at CHI (12/13)... Started at left guard for Cousins' team-record-setting sixth 300-yard passing game of the season in a win vs. BUF (12/20)... Started at left guard in a division-clinching win at PHI (12/26)... Started at left guard in regular season finale at DAL (1/3)... Started at left guard in NFC Wild Card Round vs. GB (1/10).

### 2014 (REDSKINS)

Played in five games as a rookie... Inactive at HOU (9/7) and vs. JAX (9/14)... Made NFL debut on special teams at PHI (9/21)... Played on offense and special teams vs. NYG (9/25)... Inactive vs. SEA (10/6), at ARI (10/12), vs. TEN (10/19), at DAL (10/27), at MIN (11/2) and vs. TB (11/16)... Active but did not play at SF (11/23)... Inactive at IND (11/30)... Active but did not play vs. STL (12/7)... Appeared on special teams at NYG (12/14)... Contributed on offense and special teams vs. PHI (12/20) and vs. DAL (12/28).

## COLLEGE

Played at Nebraska from 2009-13, blossoming from a walk-on into starting all 33 career games in which he played for the Huskers... As a senior in 2013, started the first six games at right guard before suffering a knee injury at Purdue... In 2012, was a consensus first-team All-Big Ten honoree after starting every game at right guard for a second straight season and helping the Nebraska offense lead the Big Ten in both rushing offense and total offense. Earned second-team All-American honors from the Associated Press and Walter Camp... Started every game in 2011, helping the Huskers top 200 rushing yards seven times, including a trio of 300-yard rushing games (Washington, Wyoming and a season-high 346 yards at Minnesota). Earned second-team All-Big Ten

honors from the media... Redshirted as a walk-on in 2009 and did not appear in game action in 2010... One of 16 football student-athletes to earn prestigious National Football Foundation Scholar-Athlete Awards, which carries an \$18,000 postgraduate scholarship, which he intends to put toward medical school.

## PERSONAL

Attended Elkhorn (Neb.) H.S., where he helped the Antlers to a 7-3 record in their first season of Class A participation in 2008... Was an honorable-mention all-area selection... Was also a member of the Antlers' 2008 state championship baseball team. Thrice named an Academic All-Big Ten selection and was a Capital One/CoSIDA First-Team Academic All-American in 2013... Son of Doug and Ann Long. Brother, Jake, was his teammate at Nebraska... Born Nov. 8, 1990.

## COMMUNITY

Quickly became involved in the community as a rookie in 2014... Raised money for Redskins Read book drive to help promote literacy... Assisted teammate Tyler Polumbus at Tyler's Kids Outreach Extreme Recess, a football camp for children with physical and developmental disabilities... Stressed the importance of staying on the right path on a panel at the Fairfax Juvenile Detention Center... Visited hematology patients at a Washington, D.C. Ronald McDonald House... Welcomed Richmond children to training camp at the Bon Secours training camp facility in Richmond... Greeted fans before a cooking demonstration and Q&A about healthy eating habits at Fit Fest in Richmond... Participated in the Draft Day Party and inaugural Redskins Golf Classic in 2015.

## YEAR-BY-YEAR STATS

### GAMES/STARTS

Year	Team	G	GS
2014	Was	5	0
2015	Was	13	13
<b>Career</b>		<b>18</b>	<b>13</b>

### POSTSEASON

Year	Team	G	GS
2015	Was	1	1
<b>Career</b>		<b>1</b>	<b>1</b>

**16**

# COLT MCCOY

**QB****6-1 // 215****7th NFL Season // Texas****DOB: Sept. 5, 1986 // Jim Ned H.S. (Tuscola, Texas)**

## MILESTONES

NFL debut: 10/17/10 (at PIT)... First NFL start: 10/17/10 (at PIT)... Redskins debut: 10/19/14 (vs. TEN)... First win as starter: 10/24/10 (at NO, 30-17)... First fourth-quarter comeback win: 9/25/11 (at MIA, 17-16)... First completion: 10/17/10 (at PIT, 8 yards to Brian Robiskie)... First passing TD: 10/17/10 (at PIT, 12 yards to Benjamin Watson)... First multi-passing TD game: 12/19/10 (at CIN, 2)... First 300 yard passing game: 10/2/11 (vs. TEN, 350)... First rushing touchdown: 11/7/10 (vs. NE, 16 yards)

## TRANSACTIONS

Originally selected by the Cleveland Browns in the third round (85th overall) of the 2010 NFL Draft... Traded to the San Francisco 49ers on April 1, 2013... Signed with the Washington Redskins as an unrestricted free agent on April 3, 2014... Re-signed with the Redskins on March 19, 2015... Re-signed with the Redskins on March 9, 2016.

## PRO

Enters 2016 having previously appeared in 35 regular season games with 25 starts, completing 508-of-842 passes (60.3 percent) for 5,586 yards with 26 touchdowns as of the conclusion of the 2015 season.

## YEAR-BY-YEAR

### 2015 (REDSKINS)

Appeared in two regular season games in reserve, completing 7-of-11 passes for 128 yards and a touchdown... Active but did not play in Weeks 1-9... Saw action in reserve vs. NO (11/15)... Active but did not play in Weeks 11-16... Completed 7-of-11 passes for 128 yards with a touchdown in a little more than two quarters of play at DAL (1/3). Completed a 71-yard touchdown pass to Rashad Ross, the longest completion of his career... Active but did not play in NFC Wild Card Round vs. GB (1/10).

### 2014 (REDSKINS)

Appeared in five games with four starts, completing 91-of-128 passes (71.7 percent) for 1,057 yards with four touchdowns and a team-high passer rating of 96.4... Inactive at HOU (9/7), vs. JAX (9/14). Active but did not play at PHI (9/21), vs. NYG (9/25), vs. SEA (10/6) and at ARI (10/12)... Entered in relief vs. TEN (10/19) and completed 11-of-12 passes for 128 yards with one touchdown and a passer rating of 138.9. Engineered the second fourth-quarter comeback win of his career and his first since Sept. 25, 2011 vs. Miami as a member of the Cleveland Browns. With a 70-yard touchdown pass to Pierre Garçon on his first attempt, became the first Redskins player to throw a touchdown pass on his first pass attempt with the team since wide receiver Brandon Banks (Dec. 11, 2011 vs. NE)... Made his first start as a member of the Redskins in overtime win at DAL (10/27), his first NFL start since Dec. 8, 2011 as a member of the Cleveland Browns. Completed 25-of-30 passes for 299 yards and a passer rating of 94.3. Completion percentage of 83.3 was the highest of his career among games he has started and was the fourth-highest completion percentage by a Redskins quarterback with at least 20 attempts since the 1970 AFL-NFL merger. Scored on a seven-yard run in the third quarter, the second rushing touchdown of his career

and his first since Nov. 7, 2010 as a member of the Browns. Earned GMC Never Say Never Moment of the Week for his performance... Active but did not play at MIN (11/2), vs. TB (11/16) and at SF (11/23)... Started at IND (11/30) and completed 31-of-47 passes with a passer rating of 113.1 and set career highs in passing yards (392) and passing touchdowns (three). The 300-yard passing effort was the second of his career and his first since Oct. 2, 2011... Started and completed 20-of-32 passes for 199 yards with two interceptions vs. STL (12/7)... Started and completed four-of-seven passes for 39 yards at NYG (12/14) before exiting the game with a neck injury. Also recorded a 19-yard run, his longest rush since posting a career-long 20-yarder as a member of the Cleveland Browns on Nov. 27, 2011.

### 2013 (49ERS)

Appeared in relief in four games, throwing one pass — a 13-yard completion to Bruce Miller at JAX (10/27).

### 2012 (BROWNS)

Saw action in three games... Completed 9-of-17 attempts for 79 yards and one touchdown in an appearance at DEN (12/23).

### 2011 (BROWNS)

Started all 13 games in which he appeared... Completed 265-of-463 passes for 2,733 yards with 14 touchdowns and 11 interceptions... Threw a touchdown pass in each of the Browns' first five games, the first Brown to do so since Derek Anderson in 2007... Completed 19-of-39 passes for 210 yards and two touchdowns vs. MIA (9/25), as he completed a 14-yard touchdown pass to WR Mohamed Massaquoi with :43 remaining in regulation to lift the Browns to a 17-16 victory. Connected on 9-of-13 passes for 75 yards on the game-winning drive... Set Browns single-game records with 40 completions and 61 attempts for a career-high 350 yards vs. TEN (10/2). His 350 yards passing were the most by a Brown since Derek Anderson threw for 364 yards in November 2007... Tied his career-high for touchdown passes in a game with two in four contests.

### 2010 (BROWNS)

Played in eight games, starting all eight... Completed 135-of-222 passes for 1,576 yards and six touchdowns, setting a Browns rookie record with a 60.8 completion percentage and 74.5 passer rating. Led all NFL rookies in completion percentage... Made NFL debut at PIT (10/17), completing 23-of-33 passes for 281 yards and one touchdown. Also added 22 yards rushing on four carries... Earned his first win as an NFL starter at NO (10/24), as he completed 9-of-16 passes for 74 yards in a 30-17 victory. Also caught his first career pass for a 13-yard gain from RB Peyton Hillis... Recorded a 101.6 QB rating vs. NE (11/7), completing 14-of-19 passes for 174 yards while adding his first career rushing touchdown, a 16-yard scamper, to help beat the Patriots... Threw for 241 yards on 17-of-28 passing with a touchdown and carried four times for a career-high 39 yards at JAX (11/21)... Completed 19-of-25 passes for 243 yards with two touchdowns, resulting in a career-high passer rating of 132.6 at CIN (12/19).

## COLLEGE

Starred at Texas from 2006-09, earning 45 victories in 53 career starts to finish as the winningest quarterback in NCAA history at the time... Completed 1,157-of-1,645 passes

for 13,253 yards with 112 touchdowns and 45 interceptions, while adding 447 rushes for 1,571 yards and 20 touchdowns... At the time, was the only quarterback in college annals to win at least 10 or more games in each of his four seasons... Finished his collegiate career owning 47 school records... Career pass completion percentage of 70.33 ranked second in NCAA history behind Colt Brennan (70.39)... His 13,253 passing yards ranked sixth in college football annals and his 112 passing touchdowns ranked seventh all-time in NCAA history... As a senior in 2009, received the Maxwell Award, Davey O'Brien Award and Johnny Unitas Golden Arm Award. Also was named the Big-12 Player of the Year... Completed 332-of-470 passes for 3,521 yards, 27 touchdowns and 12 interceptions in 2009... In 2008, completed a school-record 332 completions on 433 attempts, setting an NCAA season-record with his completion percentage of 76.67 and threw for a career-high 3,859 yards and 34 touchdowns... Completed 276-of-424 passes for 3,303 yards, 22 touchdowns and a passer rating of 139.16 in 2007... Named Big 12 Offensive Freshman of the Year and All Big-12 Second Team, completing 217-of-318 passes for 2,570 yards and 29 touchdowns in 2006.

## PERSONAL

Attended Jim Ned H.S. in Tuscola, Texas, where his father, Brad, served as head coach of the football team. Was a two-time Associated Press 2A Offensive MVP and first-team all-state pick... Finished his prep career as the all-time leading passer in Texas 2A history and sixth overall across all size classifications in Texas history, completing 536-of-849 pass attempts for 9,344 yards, and 116 touchdowns... Was also a four-year starter in basketball and was an all-state selection as a junior... Was a three-time regional qualifier in track, including the mile relay and 110M hurdles. His wife, Rachel, was a middle-distance track and field athlete for Baylor University... Grandfather, Burl McCoy, is a member of the Abilene Christian University Sports Hall of Fame for his exploits both as an athlete and as the former women's basketball coach... Brother, Case, played quarterback at Texas as well... Graduated with a degree in sports management... Born Daniel Colt McCoy on Sept. 5, 1986 in Hobbs, N.M.

## COMMUNITY

Participated in the inaugural WDW Wives Runway Show to benefit the Washington Redskins Charitable Foundation... Engaged with the Redskins community to celebrate the organization at the Burgundy & Gold Banquet... Played alongside fans at the inaugural Redskins Golf Classic... Met with a select group of high school football players in the Washington, D.C., area to watch the movie 'My All American'... Ate dinner with 31 women battling breast cancer during the All-Star Survivors Celebration... In 2014, participated in Robert Griffin III's Friday Night Lights camp for 300 boys and girls at Anacostia (D.C.) High School, volunteered at the Redskins' annual All-Star Survivors Celebration, participated in the Get the Ball Rolling Flag Football Experience with 120 middle school students at Redskins Park and distributed Thanksgiving food to 3,000 Prince George's County residents in need at the team's annual Harvest Feast.

## CAREER HIGHS

### SINGLE-GAME

<b>Pass Attempts:</b>	61, vs. Tennessee (10/2/11)
<b>Pass Completions:</b>	40, vs. Tennessee (10/2/11)
<b>Yards Passing:</b>	392, at Indianapolis (11/30/12)
<b>Long (Passing):</b>	71t, at Dallas (1/3/16)
<b>Passing TD:</b>	3, at Indianapolis (11/30/12)
<b>Passer Rating:</b>	138.9, vs. Tennessee (12 att., 10/19/14)
<b>Carries:</b>	9, vs. Seattle (10/23/11)
<b>Rushing Yards:</b>	39, at Jacksonville (11/21/10)
<b>Long (Rushing):</b>	20, at Cincinnati (11/27/11)
<b>Rushing TD:</b>	1, twice, last at Dallas (10/27/14)

## YEAR-BY-YEAR STATS

### PASSING

Year	Team	G	GS	Att	Comp	Pct	Yds	Yd/A	TD	Int	Lg	Rate
2010	Cle	8	8	222	135	60.8	1576	7.1	6	9	47	74.5
2011	Cle	13	13	463	265	57.2	2733	5.9	14	11	56	74.6
2012	Cle	3	0	17	9	52.9	79	4.6	1	0	21	85.2
2013	SF	4	0	1	1	100.0	13	13	0	0	13	118.8
2014	Was	5	4	128	91	71.1	1057	8.3	4	3	70t	96.4
2015	Was	2	0	11	7	63.6	128	11.6	1	0	71t	133.9
<b>Career</b>		<b>35</b>	<b>25</b>	<b>842</b>	<b>508</b>	<b>60.3</b>	<b>5586</b>	<b>6.6</b>	<b>26</b>	<b>23</b>	<b>71t</b>	<b>78.9</b>

### RUSHING

Year	Team	Att	Yds	Avg	Lg	TD
2010	Cle	28	136	4.9	18	1
2011	Cle	61	212	3.5	20	0
2012	Cle	4	15	3.8	15	0
2013	SF	6	-6	-1	-1	0
2014	Was	16	66	4.1	20	1
2015	Was	3	-3	-1	-1	0
<b>Career</b>		<b>118</b>	<b>420</b>	<b>3.6</b>	<b>20</b>	<b>2</b>

### ADDITIONAL

**Record as Starter:** 7-18 (0.280) career; 1-3 (0.250) with Redskins  
**Fumbles-Lost:** 1-0 in 2010, 11-2 in 2011, 5-1 in 2014, 1-0 in 2015  
**Fourth Quarter Comeback Wins:** 2 (9/25/11 vs. MIA, 10/19/14 vs. TEN)  
**300-Yard Passing Games:** 2 (1 in 2011, 1 in 2014)

76



# MORGAN MOSES

T

6-6 // 335

3rd NFL Season // Virginia

DOB: March 3, 1991 // Meadowbrook H.S. (Richmond, Va.)

## HONOR ROLL

Redskins Ed Block Courage Award (2015)

## MILESTONES

NFL debut: 9/14/14 (vs. JAX)... First NFL start: 11/24/14 (at SF)

## TRANSACTIONS

Originally selected by the Washington Redskins in the third round (66th overall) of the 2014 NFL Draft.

## PRO

Enters 2016 having previously appeared in 24 regular season games with 17 starts across his first two seasons from 2014-15.

## YEAR-BY-YEAR

### 2015 (REDSKINS)

Earned the Redskins' 2015 Ed Block Courage Award, earning the starting right tackle role a year after a Lisfranc injury prematurely ended his rookie season... Started all 16 regular season games and one postseason game at right tackle... Rapid recovery and progression in training camp allowed the team to move No. 5 overall pick Brandon Scherff to right guard and create a young, promising right side of the offensive line... Started at right tackle and helped the Redskins rush for 161 yards vs. MIA (9/13)... Helped the Redskins post 182 rushing yards in a start at right tackle vs. STL (9/20)... Started at right tackle vs. NYG (9/24)... Started at right tackle vs. PHI (10/4), helping the offense go 90 yards on its final drive for a come-from-behind victory... Started at right tackle at ATL (10/11) and at NYJ (10/18)... Started at right tackle in the largest comeback win (24 points) in team history vs. TB (10/25)... Started at right tackle at NE (11/8)... Started at right tackle vs. NO (11/15), blocking for the Redskins' first combined 300-yard passing game/200-yard rushing game since Super Bowl XXII... Started at right tackle at CAR (11/22)... Started at right tackle and helped Kirk Cousins throw for his fourth 300-yard game of the season in a win vs. NYG (11/29)... Started at right tackle vs. DAL (12/7)... Started at right tackle in a win at CHI (12/13)... Started at right tackle for Cousins' team-record-setting sixth 300-yard passing game of the season in a win vs. BUF (12/20)... Started at right tackle and fought through an ankle injury in a division-clinching win at PHI (12/26)... Started at right tackle in regular season finale at DAL (1/3)... Started at right tackle in NFC Wild Card Round vs. GB (1/10).

### 2014 (REDSKINS)

Played in eight games and made one start as a rookie... Inactive at HOU (9/7)... Made NFL debut vs. JAX (9/14)... Inactive at PHI (9/21)... Contributed on special teams vs. NYG (9/25)... Saw action on offense and special teams vs. SEA (10/6)... Inactive at ARI (10/12) and vs. TEN (10/19)... Played on special teams at DAL (10/27) and at MIN (11/2)... Saw significant action in relief of an injured Trent Williams vs. TB (11/16)... Made first career NFL start at left tackle and helped Alfred Morris post 125 rushing yards at SF (11/23)... Contributed on special teams at IND (11/30)... Active but did not play vs. STL (12/7)... Placed on Reserve/Injured list on Dec. 11.

## COLLEGE

Played at Virginia from 2010-13, starting 43 of the 48 career games in which he played — 30 at right tackle and 12 at left tackle... Received All-ACC third-team honors as a senior in 2013 while helping Kevin Parks become the Cavaliers' first 1,000-yard rusher in a season since 2004... Was a Coaches All-ACC honorable mention selection as a junior in 2012, starting 11 of 12 games and helping UVA amass more than 500 yards of total offense multiple times in a season for the first time since 2004... Was one of 13 players to start all 13 games for the Cavaliers in 2011... Appeared in 11 of Virginia's 12 games as a freshman, making his collegiate debut against Richmond. Made first collegiate start against UNC, becoming the seventh true freshman nationally to start at offensive tackle in 2010 when he started at right tackle against the Tar Heels.

## PERSONAL

Attended Meadowbrook H.S. in Richmond, Va., and also played prep football at Fork Union Military Academy in 2009... Two-time all-state, all-region and all-district selection... Multiple-time Richmond Times-Dispatch first-team All-Met selection... Was a Parade and SuperPrep All-American who was rated as a four-star prospect by Rivals.com and Scout.com... Listed as the No. 2 player in Virginia for the class of 2009 by Rivals.com... Visited hematology patients at a Washington, D.C. Ronald McDonald House and also stressed the importance of staying on the right path on a panel at the Fairfax Juvenile Detention Center in 2014... Son of Marion and Morris Moses... Has three children, Isaiah Moses, Jerimah Moses and Natalia Carter... Born March 3, 1991.

## YEAR-BY-YEAR STATS

### GAMES/STARTS

Year	Team	G	GS
2014	Was	8	1
2015	Was	16	16
Career		24	17

### POSTSEASON

Year	Team	G	GS
2015	Was	1	1
Career		1	1

**93**

# TRENT MURPHY

**LB****6-5 // 290****3rd NFL Season // Stanford****DOB: Dec. 22, 1990 // Brophy College Prep (Phoenix, Ariz.)**

## MILESTONES

NFL debut: 9/7/14 (at HOU)... First NFL start: 10/27/14 (at DAL)... First sack: 11/2/14 (at MIN, Teddy Bridgewater)

## TRANSACTIONS

Originally selected by the Washington Redskins in the second round (47th overall) of the 2014 NFL Draft.

## PRO

Enters 2016 having appeared in 31 regular season games with 23 starts from 2014-15, being credited by STATS, LLC with 64 tackles (34 solo), 6.0 sacks, three forced fumbles and three fumble recoveries in his first two seasons.

## YEAR-BY-YEAR

### 2015 (REDSKINS)

Recorded career highs in games played (16), starts (15), sacks (3.5) and fumble recoveries (two). Also started his first career playoff game... Contributed three assisted tackles in a start vs. MIA (9/13)... Recorded two tackles (one solo) in a win vs. STL (9/20)... Added three assisted tackles at NYG (9/24)... Notched two tackles (one solo) vs. PHI (10/4), also adding a sack and a fumble recovery on a last-ditch cross-field lateral to end the game... Posted four tackles (two solo) at ATL (10/11)... Added an assisted tackle at NYJ (10/18) and vs. TB (10/25)... Recorded three tackles at NE (11/8)... Registered five tackles (one solo) and a half-sack in a win vs. NO (11/15)... Recorded three tackles (two solo) at CAR (11/22)... Contributed on defense and special teams in a win vs. NYG (11/29)... Posted two solo tackles and a sack vs. DAL (12/7)... Set a new single-season career high by pushing his sack total to 3.5 with a 10-yard sack in a win at CHI (12/13). Forced and recovered a fumble on the play... Posted a solo tackle in a win vs. BUF (12/20)... Contributed on defense and special teams in a division-clinching win at PHI (12/26)... Recorded a solo tackle for loss at DAL (1/3)... Made a solo stop in NFC Wild Card Round vs. GB (1/10).

### 2014 (REDSKINS)

Played in 15 games with eight starts as a rookie, compiling 32 tackles (22 solo), 2.5 sacks, two forced fumbles and a fumble recovery as a rookie... Contributed on defense and special teams in NFL debut at HOU (9/7) and vs. JAX (9/14)... Made one solo tackle at PHI (9/21)... Recorded a career-high four tackles (one solo) vs. NYG (9/25)... Added a solo tackle vs. SEA (10/6)... Contributed on defense at ARI (10/12)... Made three tackles (one solo) vs. TEN (10/19)... Made first career start in an overtime win at DAL (10/27), adding a solo tackle and the first fumble recovery and pass defended of his career... Started and contributed four tackles (three solo) including his first NFL sack at MIN (11/2)... Started and recorded a sack for a second consecutive game among his two tackles vs. TB (11/16)... Started and registered five tackles (four solo) and a forced fumble at SF (11/23)... Started and made three solo tackles at IND (11/30)... Started and added three tackles (two solo) including a split-sack with Jason Hatcher... Started and posted six tackles (four solo) at NYG (12/14)... Started and exited the game with an injury vs. PHI (12/20)... Made three assisted tackles at NE (11/8).

## COLLEGE

Played at Stanford from 2009-13, starting 42 of the 44 career games in which he appeared... Finished career with 32.5 career sacks (third in Stanford history) and 52.5 career tackles for loss (fifth)... Was a consensus All-American as a redshirt senior in 2013, earning first-team honors from Walter Camp, AFCA, FWA, SI.com, ESPN.com, Phil Steele and The Sporting News, as well as second-team honors from the Associated Press, USA Today, Athlon Sports and CBSSports.com after leading the nation with 15.0 sacks. Team captain recorded 62 tackles (37 solo), two forced fumbles, six pass breakups and one blocked kick in addition to adding a 30-yard interception return for touchdown against Washington State... Was an All-Pac-12 performer at defensive end in 2012, starting all 14 games and leading the Cardinal with 10.0 sacks, the program's most since 2004. Notched his first career interception at Washington and returned it 40 yards for a touchdown... Started all 13 games and posted 40 tackles and 6.5 sacks in 2011... Limited by injury to two games in 2010 after not appearing in game action in 2009... Also participated in track and field in spring 2011, throwing a 158-5 in discus at the Payton Jordan Invitational.

## PERSONAL

Attended Brophy College Preparatory in Phoenix, where he was the Arizona Republic All-State Defensive Player of the Year in 2008... Posted 59 tackles, 9.5 sacks, three fumble recoveries and two blocked field goals as a team captain as a senior... Helped team to runner-up Arizona Division 5A1 finish as a senior one year after winning a state title as a junior... Also lettered in basketball and track. Was a state champion in discus after throwing 193, a school record... Rated as the nation's 41st-best strong side defensive end and 19th-best recruit in Arizona by Rivals.com... Majored in science, technology and society and minored in political science... Full name: Trenton Allen Murphy... Son of Jerry and Laurie Murphy... Has five sisters and one brother. Older sister, Kayli, played basketball at Arizona State and played professionally in Germany. His younger brother, Connor, is committed to play football at USC... Born Dec. 22, 1990.

## COMMUNITY

In 2015, met with and congratulated winners of the Redskins Read School Challenge, welcomed 1,100 children into the Redskins locker room at FedExField to meet Santa and take home toys for Christmas at Skins Santa Shoppe, played alongside fans at the inaugural Redskins Golf Classic and interacted with children during training camp at the Redskins All-Star Experience... Was active with the Washington Redskins Charitable Foundation as a rookie in 2014... Raised money for Redskins Read book drive to help promote literacy... Stressed the importance of staying on the right path on a panel at the Fairfax Juvenile Detention Center... Visited hematology patients at a Washington, D.C. Ronald McDonald House... Greeted fans before a cooking demonstration and Q&A about healthy eating habits at Fit Fest in Richmond... Welcomed Richmond children to training camp at the Bon Secours training camp facility in Richmond... Helped provide school supplies and clothes to hundreds of kids in Richmond for the Back to School Shopping Spree presented by Macy's... Taught children the importance of exercising for 60 minutes a day at Andrews Air Force Base for the Redskins Salute to Play 60 event... Coached women through football drills at Redskins Park on WDW Ladies Night Out... Welcomed and distributed toys for 1,100 children in the Redskins' locker room at FedExField at the team's annual Skins Santa Shoppe.

## YEAR-BY-YEAR STATS

## DEFENSE

Year	Team	G	GS	Tack	Solo	Sack	INT	PD
2014	Was	15	8	32	22	2.5	0	1
2015	Was	16	15	32	12	3.5	0	0
<b>Career</b>		<b>31</b>	<b>23</b>	<b>64</b>	<b>34</b>	<b>6</b>	<b>0</b>	<b>1</b>

\*Tackle stats according to STATS, LLC

## ADDITIONAL

FF-FR: 2-1 in 2014, 1-2 in 2015

## POSTSEASON

Year	Team	G	GS	Tack	Solo	Sack	INT	PD
2015	Was	1	1	1	1	0	0	0
<b>Career</b>		<b>1</b>	<b>1</b>	<b>1</b>	<b>1</b>	<b>0</b>	<b>0</b>	<b>0</b>

## CAREER HIGHS

## SINGLE-GAME

<b>Total Tackles:</b>	6, at NY Giants (12/14/14)
<b>Solo Tackles:</b>	4, twice, at NY Giants (12/14/14)
<b>Sacks:</b>	1, five times, last at Chicago (12/13/15)
<b>Forced Fumbles:</b>	1, three times, last at Chicago (12/13/15)
<b>Fumble Recoveries:</b>	1, three times, last at Chicago (12/13/15)

**24**

# JOSH NORMAN

**CB****6-0 // 200****5th NFL Season // Coastal Carolina****DOB: Dec. 15, 1987 // Greenwood (S.C.) H.S.**

## HONOR ROLL

Pro Bowl selection (2015 season)  
 First-team Associated Press All-Pro (2015)  
 PFWA All-NFL and All-NFC Team (2015)  
 2015 PFWA Co-Most Improved Player  
 NFL Top 100 Players [No. 11 in 2015]

## MILESTONES

NFL debut: 9/9/12 [at TB]... First NFL start: 9/9/12 [at TB]... First INT: 10/28/12 [at CHI, Jay Cutler]... First INT TD: 9/13/15 [at JAX, Blake Bortles]... First FF: 12/7/14 [at NO, Mark Ingram]

## TRANSACTIONS

Originally selected by the Carolina Panthers in the fifth round (143rd overall) of the 2012 NFL Draft... Received franchise tag from Panthers on March 1, 2016... Became unrestricted free agent after rescission of the franchise tag by the Panthers on April 20, 2016... Signed with the Washington Redskins as an unrestricted free agent on April 22, 2016.

## PRO

Joined the Redskins during the 2016 offseason having previously appeared in 53 regular season games with 38 starts from 2012-15... Recorded 178 tackles (136 solo), 36 passes defended, seven interceptions (two returned for touchdowns), four forced fumbles and three fumbles recovered in four seasons with Carolina... Signed with Washington having also started all five previous career postseason contests in which he has appeared, including Super Bowl 50.

## YEAR-BY-YEAR

### 2015 [PANTHERS]

Started 16 games at cornerback, earning first-team AP and PFWA All-Pro honors and sharing Co-Most Improved Player honors with Redskins QB Kirk Cousins... Established career highs with four interceptions, including two returned for touchdowns (tied for NFL lead), 16 passes defended, three forced fumbles and two fumble recoveries. Added 55 tackles... Key member of unit that finished in the top 10 in the NFL in total defense for the fourth consecutive year. Helped Carolina lead the NFL in interceptions (24), takeaways (39), points off turnovers (148) and turnover differential (+20) and opponent passer rating (73.5)... Named NFC Defensive Player of the Month for September, tying for the NFL lead with two interceptions and posting 15 tackles, three passes defended, one forced fumble and one fumble recovery as the Panthers finished the month 3-0. Became the first defensive back in team history to be named Defensive Player of the Month... Scored first career touchdown at JAX (9/13) when he intercepted a pass by Jaguars quarterback Blake Bortles and returned it 30 yards for the score. Also forced and recovered a fumble by Jaguars wide receiver Allen Hurns, becoming only player in the 25 seasons to have an interception return touchdown, forced fumble and fumble recovery on Kickoff Weekend... Intercepted a pass by Saints quarterback Luke McCown vs. NO (9/27) in the end zone with 1:09 left in the game to seal the victory... Earned first career NFC Defensive Player of the Week honor after intercepting Buccaneers quarterback Jameis Winston twice at TB (10/4).

Returned first interception 46 yards for a touchdown and established a career high with three passes defended... Became the first player in franchise history to record four interceptions in first four games of a season and first NFL cornerback with two interception return touchdowns in the first four games of a season since Charles Woodson in 2008... Matched career high with three passes defended vs. IND (11/2)... Forced a fumble vs. WAS (11/22)... Forced a fumble by Giants wide receiver Odell Beckham, Jr. at NYG (12/20)... Recovered a fumbled snap by Falcons quarterback Matt Ryan at ATL (12/27)... Started at cornerback in NFC Divisional Playoff vs. SEA (1/17), NFC Championship vs. ARI (1/24) and Super Bowl 50 vs. DEN (2/7), recording 10 tackles, one sack and four passes defended in the postseason... Sacked Seahawks quarterback Russell Wilson for a 14-yard loss in NFC Divisional Round vs. SEA (1/10).

### 2014 [PANTHERS]

Played in 14 games with 10 starts and was inactive for two games for Carolina... Tied for second on the team with two interceptions and finished second with 11 passes defended... Posted 38 tackles and one forced fumble... Started vs. CHI (10/5) before being inactive with a concussion at CIN (10/12) and at GB (10/19)... Started the final nine games of the regular season... Thwarted Seahawks scoring threat with interception of quarterback Russell Wilson in the end zone vs. SEA (10/26)... Punched the ball away from Saints running back Mark Ingram at NO (12/7)... Intercepted a pass by Browns quarterback Brian Hoyer vs. CLE (12/21)... Started NFC Wild Card game vs. ARI (1/3) and NFC Divisional Playoff at SEA (1/10)... Recorded five tackles and one pass defended in the postseason... Part of defense that set an NFL record for the fewest yards allowed in a postseason game with 78 vs. ARI.

### 2013 [PANTHERS]

Played in seven games and was inactive for nine games... Recorded five tackles... Inactive for NFC Divisional game vs. SF (1/12).

### 2012 [PANTHERS]

Played in 16 games with starts in the first 12 as a rookie... Posted 74 tackles, one interception and a team-leading eight passes defended... Joined fellow rookies Luke Kuechly and Amini Silatolu as opening day starters at TB (9/9)... Compiled a single-game career-high 11 tackles vs. NO (9/16)... Notched first career interception, picking off Bears quarterback Jay Cutler at CHI (10/28). Leaped in front of Bears wide receiver Brandon Marshall to snag the ball at the Panthers' three-yard line.

## COLLEGE

Played in 46 games with 39 starts at Coastal Carolina, earning a scholarship after his sophomore season after joining the program as a walk-on... Was a two-time All-American and three-time All-Big South Conference honoree... Finished career first in conference and school history with 48 passes defended and second with 13 interceptions. Also totaled 196 tackles and four forced fumbles and tied school record with four blocked kicks... As a senior in 2011, earned first-team All-American and first-team All-Big South Conference honors and became the first player from Coastal Carolina and only the second from the Big South Conference to play in the Senior Bowl. Played in 11 games with 10 starts, leading the team with 62 tackles and 14 passes defended and ty-



ing for first with two interceptions... Was a first-team All-Big South Conference choice in 2010, posting 56 tackles, one forced fumble, one interception and a team-high 10 passes defended in 12 games with 11 starts... As a sophomore in 2009, was a third-team All-American and first-team All-Big South Conference selection, setting conference and school records with eight interceptions in 11 starts. Paced the conference with 15 passes defended... Played in 12 games with seven starts as a freshman in 2008. Collected 35 tackles, two interceptions and nine passes defended.

### PERSONAL

Attended Greenwood (S.C.) H.S., where he earned All-State honors on defense... Was also named All-Lakeland Region 4A team on offense... Selected to play in the North-South All-Star Game... Was a member of the basketball, baseball and track teams throughout high school... Founded Starz 24, a non-profit committed to enriching the lives of the youth in Greenwood and other cities facing financial hardships and educational and community deficits... Majored in general studies... Son of Roy and Sandra Norman... Born Dec. 15, 1987.

### YEAR-BY-YEAR STATS

#### DEFENSE

Year	Team	G	GS	Tack	Solo	Sack	INT	PD
2012	Car	16	12	71	50	0	1	7
2013	Car	7	0	4	3	0	0	0
2014	Car	14	10	47	35	0	2	11
2015	Car	16	16	56	48	0	4	18
<b>Career</b>		<b>53</b>	<b>38</b>	<b>178</b>	<b>136</b>	<b>0</b>	<b>7</b>	<b>36</b>

\*Tackle stats according to STATS, LLC

#### ADDITIONAL

FF-FR: 1-1 in 2014, 3-2 in 2015

INT TD: 2 in 2015

#### POSTSEASON

Year	Team	G	GS	Tack	Solo	Sack	INT	PD
2014	Car	2	2	6	4	0	0	0
2015	Car	3	3	9	6	1	0	4
<b>Career</b>		<b>5</b>	<b>5</b>	<b>15</b>	<b>10</b>	<b>1</b>	<b>0</b>	<b>4</b>

### CAREER HIGHS

#### SINGLE-GAME

**Total Tackles:** 11, vs. NY Giants (9/20/12)

**Solo Tackles:** 8, vs. NY Giants (9/20/12)

**Interceptions:** 2, at Tampa Bay (10/4/15)

**Passes Defended:** 3, at Tampa Bay (10/4/15)

**Forced Fumbles:** 1, four times, last at NY Giants (12/20/15)

**Fumbles Recovered:** 1, three times, last at Atlanta (12/27/15)

79



# TY NSEKHE

T

6-8 // 335

2nd NFL Season // Texas State

DOB: Oct. 27, 1985 // Bowie H.S. (Arlington, Texas)

## MILESTONES

NFL debut: 9/16/12 (vs. WAS)... First NFL start: 10/18/15 (at NYJ)... Redskins debut: 9/13/15 (vs. MIA)

## TRANSACTIONS

Originally entered the NFL with the Indianapolis Colts as a free agent on August 1, 2012... Waived by the Colts on September 1, 2012... Claimed off waivers by the St. Louis Rams on September 2, 2012... Waived by the Rams on September 27, 2012... Signed to the Rams' practice squad on September 30, 2012... Waived by the Rams on September 3, 2013... Signed with the New Orleans Saints on January 6, 2014... Waived by the Saints on September 9, 2014... Signed with the Washington Redskins on February 10, 2015... Waived by the Redskins on May 4, 2015... Signed with the Redskins on May 11, 2015.

## YEAR-BY-YEAR

### 2015 (REDSKINS)

Played in a career-high 13 regular season games with two starts and also made his postseason debut... Contributed in reserve vs. MIA (9/13)... Active but did not play vs. STL (9/20)... Played on special teams at NYG (9/24)... Active but did not play vs. PHI (10/4) and at ATL (10/11)... Made first NFL start at NYJ (10/18), opening the game at left tackle in place of an injured Trent Williams... Played on offense and special teams in the largest comeback win (24 points) in team history vs. TB (10/25)... Contributed on special teams at NE (11/8)... Played on offense and special teams in a win vs. NO (11/15)... Played on offense and special teams at CAR (11/22), vs. NYG (11/29), vs. DAL (12/7)... Saw extended action following various injuries to Morgan Moses in wins at CHI (12/13) and vs. BUF (12/20)... Contributed on offense and special teams in a division-clinching win at PHI (12/26)... Started at left tackle in place of Williams in regular season finale at DAL (1/3)... Contributed on special teams in NFC Wild Card Round vs. GB (1/10).

### 2014 (CFL/SAINTS)

Joined the Saints on Reserve/Future contract before eventually being waived after Week 1... Also spent part of the 2014 season on the practice roster of the CFL's Montreal Alouettes.

### 2013 (RAMS)

Spent the offseason with the team but was waived on Sept. 3.

### 2012 (AFL/COLTS/RAMS)

Signed with the San Antonio Talons of the AFL on April 26... Recorded one tackle and five receptions for 32 yards in 11 games with 10 for San Antonio... Entered the NFL as a free agent with the Colts on Aug. 1... Waived by Indianapolis on Sept. 1 but claimed a day later by St. Louis... Appeared in two games for St. Louis, making his NFL debut vs. WAS (9/16)... Waived by the Rams on Sept. 27 but signed to the team's practice squad on Sept. 30.

## COLLEGE

Played at Texas State and Tarleton State during his collegiate career spanning 2003-06.

## PERSONAL

Attended Bowie H.S. in Arlington, Texas, where he earned first-team all-area honors in 2002 and 2003... Last name pronounced "en-SECK-he"... Son of Diane Nsekhe... Born Oct. 27, 1985.

## YEAR-BY-YEAR STATS

### GAMES/STARTS

Year	Team	G	GS
2012	Stl	2	0
2015	Was	13	2
Career		15	2

### POSTSEASON

Year	Team	G	GS
2015	Was	1	0
Career		1	0

# STEPHEN PAEA

90



DE

6-1 // 310

6th NFL Season // Oregon State

DOB: May 11, 1988 // Timpview H.S. (Provo, Utah)

## MILESTONES

NFL debut: 10/16/11 (vs. MIN)... Redskins debut: 9/13/15 (vs. MIA)... First NFL start: 9/13/12 (at GB)... First sack: 10/16/11 (vs. MIN, Donovan McNabb for safety)... First FF: 11/23/14 (vs. TB, Josh McCown)

## TRANSACTIONS

Originally selected by the Chicago Bears in the second round (53rd overall) of the 2011 NFL Draft... Signed with the Washington Redskins as an unrestricted free agent on March 10, 2015.

## PRO

Joined the Redskins as an unrestricted free agent on the first day of free agency in 2015... Enters the 2016 season having previously appeared in 66 career games with 41 starts, recording 113 tackles (67 solo), 13.5 sacks, six passes defended and three forced fumbles.

## YEAR-BY-YEAR

### 2015 (REDSKINS)

Appeared in 11 games with one start in his first season in Washington, recording 19 tackles (11 solo), 1.5 sacks and a forced fumble... Made Redskins debut vs. MIA (9/13)... Notched three solo tackles in a start vs. STL (9/20)... Recorded one tackle and hit Eli Manning twice at NYG (9/24)... Made two tackles (one solo) vs. PHI (10/4)... Added a solo tackle at ATL (10/11)... Active but did not play with an injury at NYJ (10/18)... Added an assisted tackle (a half-sack) in the largest comeback win (24 points) in team history vs. TB (10/25)... Contributed three tackles (two solo) and forced a fumble at NE (11/8)... Recorded three tackles (one solo) including his first full sack as a member of the Redskins in a win vs. NO (11/15)... Registered four tackles (one solo) at CAR (11/22)... Recorded a solo tackle in a win vs. NYG (11/29)... Contributed defensively vs. DAL (12/7)... Placed on Reserve/Injured list in Week 14.

### 2014 (BEARS)

Established career highs in games played (16), starts (16), total tackles (33), solo tackles (24), tackles for loss (eight), sacks (6.0) and forced fumbles (two)... Recorded sacks in consecutive games at SF (9/14) and at NYJ (9/21), as well as two weeks later at CAR (10/5) and at ATL (10/12)... Recorded the first multi-sack game of his career vs. TB (11/23), dropping Bucs quarterback Josh McCown twice and forcing a fumble on the first sack... Posted career high five tackles (all solo) vs. DAL (12/4)... Forced a Jaique Bell fumble vs. DET (12/21).

### 2013 (BEARS)

Appeared in 13 games, starting 10... Missed three games with a toe injury... Credited by STATS, LLC with 23 tackles (11 solo), 1.5 sacks and two passes defended... Notched half-sack in season opener vs. CIN (9/8)... Sacked Christian Ponder and had two passes defended at MIN (12/1).

### 2012 (BEARS)

Played in 15 games with 14 starts... Collected 24 tackles (13 solo) and set a then-career-high in sacks (2.5).

## 2011 (BEARS)

Appeared in 11 games as a rookie, collecting 14 tackles (eight solo) and 2.0 sacks... Made NFL debut in Week 6 vs. MIN (10/16) and recorded first career sack — a safety of Vikings quarterback Donovan McNabb... Added a sack of Broncos quarterback Tim Tebow at DEN (12/11).

## COLLEGE

Started 37-of-38 games played at Oregon State from 2008-10... Posted 129 tackles (60 solo), 30.5 tackles for loss and 14.0 sacks as a member of the Beavers... Two-time winner of the Morris Trophy, given annually to the top defensive lineman in the Pac-10... Named 2010 Pac-10 Pat Tillman defensive player of the year and earned All-Pac-10 first team honors as a junior and senior... Was an All-Pac-10 honorable mention... Two-time team captain... Semifinalist for Bednarik Award (nation's top defensive player) and named to Lombardi, Outland, Nagurski and Lott watch lists as a senior... Attended Snow College in Ephraim, Utah from 2006-07, where he redshirted as a freshman. Team went undefeated in the one season he played.

## PERSONAL

Attended Timpview H.S. in Provo, Utah... Did not play football until his senior year... Earned all-region and all-division honors while playing on the defensive and offensive lines... Also lettered in track... Born in Auckland, New Zealand but raise on the islands of Vava'u in his native Tonga... Moved to the United States at the age of 16 and did not speak English at the time... Broke an NFL Scouting Combine record with 49 reps of 225 pounds on the bench press in 2011... Son of mother, Ana, and father, Peniamina. Has three brothers, Matahi, twin Will and Pora... Last name pronounced "pie-yah"... Born May 11, 1988.

## YEAR-BY-YEAR STATS

### DEFENSE

Year	Team	G	GS	Tack	Solo	Sack	PD	FF	FR
2011	SF	16	2	15	12	0	2	0	0
2012	SF	16	3	22	12	2	0	0	0
2013	Ind	10	10	19	13	2.5	2	0	0
2014	Ind	16	13	28	18	3	4	0	1
2015	Was	16	1	25	9	2	1	0	0
<b>Career</b>		<b>93</b>	<b>29</b>	<b>120</b>	<b>73</b>	<b>10.5</b>	<b>9</b>	<b>1</b>	<b>1</b>

\*Tackle stats according to STATS, LLC

## CAREER HIGHS

### SINGLE-GAME

**Total Tackles:** 5, vs. Dallas (12/4/14)  
**Solo Tackles:** 5, vs. Dallas (12/4/14)  
**Sacks:** 2, vs. Tampa Bay (11/23/14)  
**Forced Fumbles:** 1, three times, last at NE (11/8/15)



# NILES PAUL

## TE

**6-1 // 242**
**6th NFL Season // Nebraska**
**DOB: Aug. 9, 1989 // Omaha (Neb.) North H.S.**

### MILESTONES

NFL debut: 9/11/11 (vs. NYG)... First reception: 10/23/11 (at CAR, 14 yards from John Beck)... First receiving TD: 11/22/12 (at DAL, 29 yards from Robert Griffin III)

### TRANSACTIONS

Originally selected by the Washington Redskins in the fifth round (155th overall) of the 2011 NFL Draft... Re-signed with the Redskins on March 6, 2015.

### PRO

Former wide receiver who made the transition to tight end in 2012 and is one of the league's premier gunners in punt coverage... Handled kick return duties down the stretch run of Washington's 2012 NFC East championship season... One of the league's most lethal punt coverage gunners... Enters 2016 having previously appeared in 60 games with 17 starts... Recorded 53 receptions for 735 yards (13.0 avg.) and two touchdowns through 2015.

### YEAR-BY-YEAR

#### 2015 (REDSKINS)

Suffered a severe ankle injury in the preseason opener and spent the season on the team's Reserve/Injured list.

#### 2014 (REDSKINS)

Started seven of the 16 games in which he played, setting career highs in receptions (39) and receiving yards (507), smashing his previous highs of eight receptions and 152 receiving yards set in 2012... Registered career highs at HOU (9/7) with four receptions for 86 yards and a career-long 48-yard reception... Caught a two-yard touchdown pass in the midst of recording career highs in receptions (eight) and receiving yards (99) vs. JAX (9/14)... Caught six passes for 68 yards (11.3 avg.) at PHI (9/21)... Recorded three receptions for 60 yards before exiting the game with an injury vs. NYG (9/25). Became the first Redskins tight end to record at least 60 receiving yards in four consecutive games since Chris Cooley in Weeks 11-14 of the 2007 season... Started and caught one pass for six yards vs. SEA (10/6)... Started and caught one pass for seven yards at ARI (10/12)... Caught a career-long 50-yard reception among his two catches for 58 yards and also added a fumble recovery on special teams vs. TEN (10/19)... Started in an overtime win at DAL (10/27) and gained 27 yards on three receptions (9.0 avg.)... Caught two passes for 18 yards at MIN (11/2)... Gained 17 yards on three receptions in a start vs. TB (11/16)... Caught one pass for 11 yards at SF (11/23)... Gained seven yards on one reception at IND (11/30)... Started and caught one pass for seven yards vs. STL (12/7)... Started and caught a 17-yard pass at NYG (12/14)... Played on offense and special teams vs. PHI (12/20)... Caught two passes for 19 yards vs. DAL (12/28).

#### 2013 (REDSKINS)

Played in 15 games, making four starts... Caught four passes for 51 yards (12.8 avg.) and contributed significantly on special teams... Saw action in a reserve role and on special teams vs. PHI (9/9), at GB (9/15) and vs. DET (9/22)... Caught two passes for 20 yards (10.0 avg.) at OAK (9/29)... Had a nine-yard kick return at DAL (10/13)... Contributed on offense and special teams vs. CHI (10/20) and at DEN (10/27)... Started

in a three-tight-end set vs. SD (11/3), catching one pass for six yards and adding a 24-yard kickoff return... Returned three kickoffs for 74 yards (24.7 avg.) at MIN (11/7)... Returned one kickoff for 23 yards at PHI (11/17)... Returned six kickoffs for 102 yards (17.0 avg.), both career highs, vs. SF (11/25)... Inactive with an illness vs. NYG (12/1)... Started at fullback and caught one pass for 25 yards vs. KC (12/8). Also returned eight kickoffs for 179 yards (22.4 avg.) including a season-long 39-yard return... Saw action at ATL (12/15), vs. DAL (12/22) and at NYG (12/29).

#### 2012 (REDSKINS)

Played in 16 regular season games with four starts, posting career highs in receptions (eight), receiving yards (152) and receiving touchdowns (one)... Saw action on special teams and at tight end in a season-opening win at NO (9/9)... Started at tight end — his first career start at that position — and had three receptions for 13 yards (4.3 avg.)... Saw action at tight end and on special teams vs. CIN (9/23)... Played at tight end and on special teams, catching one pass for 30 yards on a flea flicker at TB (9/30)... Started at tight end and played special teams vs. ATL (10/7)... Played tight end and special teams and had a highlight-reel hit on punt returner Marcus Sherels vs. MIN (10/14)... Saw action at tight end at NYG (10/21) and had his first career rushing attempt for -1 yard... Saw action as a reserve at PIT (10/28), catching one pass for a career-long 37 yards... Had one catch for 22 yards vs. CAR (11/4)... Started at tight end and played on special teams in a win vs. PHI (11/18)... Had one catch in a Thanksgiving Day win at DAL (11/22), hauling in a 29-yard pass from Robert Griffin III for the first touchdown of his career... Started and had one reception for no gain in a win vs. NYG on Monday Night Football (12/3). Also returned a kickoff 39 yards in the second quarter, a career long... Had two kick returns for 37 yards (18.5) in a win vs. BAL (12/9)... Saw action at tight end and on special teams in a win at CLE (12/16)... Had one catch for 21 yards and three kick returns for 56 yards (18.7 avg.) in a win at PHI (12/23)... Had three kick returns for 98 yards (30.7 avg.) with a long of 48 in a division-clinching win vs. DAL (12/30). The 48-yard return was the longest by an NFL player listed as a tight end since 1981 (56, Chicago's Emery Moorehead)... Had five kickoff returns for 97 yards (19.4 avg.) in NFC Wild Card Round vs. SEA (1/6).

#### 2011 (REDSKINS)

Saw action on special teams in his first career game and fielded one punt for zero yards vs. NYG (9/11)... Saw action on special teams vs. ARI (9/18) and recorded one tackle... Saw action on special teams at DAL (9/26)... Saw action at wide receiver and on special teams (10/2) and recorded three special teams tackles (two solo)... Saw action on special teams vs. PHI (10/16)... Started at wide receiver at CAR (10/23) and caught two passes for 25 yards (12.5 avg.)... Saw action at wide receiver and on special teams at BUF (10/30)... Saw action at wide receiver and on special teams vs. SF (11/6) and had one kick return for 15 yards... Was inactive at MIA (11/13), vs. DAL (11/20) and at SEA (11/27) with an injury... Saw action at wide receiver and on special teams vs. NYJ (12/4)... Saw action at wide receiver and on special teams vs. NE (12/11)... Saw action at wide receiver and on special teams at NYG (12/18). Had the first rushing attempt of his career, gaining seven yards... Started at wide receiver vs. MIN (12/24) and was held without a catch... Saw action at wide receiver and on special teams at PHI (1/1/12).

## COLLEGE

In four seasons at Nebraska, played in 46 games, with 29 starts and totaled 103 receptions for 1,532 yards (14.9 avg.) and five touchdowns... Ranked sixth in school history in receptions (103) and fifth in receiving yards (1,532)... Also had 77 kickoff returns for 1,887 yards (24.5 avg.) and two touchdowns and 60 punt returns for 647 yards (10.8 avg.) and one touchdown... Ranked fifth in school history with 4,122 all-purpose yards... As a senior, earned All-Big 12 Conference second team by the league's coaches. Started 12 games a wide receiver and finished second on the team with 39 receptions for 516 yards (13.2 avg.) and one touchdown... Gained 160 yards on 14 punt returns (11.4 avg.) and 464 kickoff return yards and one touchdown on 19 attempts (24.4 avg.)... His 100-yard kickoff return for a touchdown vs. Oklahoma State tied for the second-longest run back in school history... As a junior, earned second-team All-Big 12 accolades from the Kansas City Star, Fort Worth Star-Telegram, San Antonio News-Express and Dallas Morning News... Totaled 40 receptions for 796 yards (19.9 avg.), which was the fifth-best yardage total in school history... Returned 28 punts for 407 yards (10.7 avg.) and one touchdown... Also returned 16 kickoffs for 446 yards (27.9 avg.)... Totaled 1,697 all-purpose yards, the eighth-best season total in school history... Played in all 13 games, with four starts as a sophomore... Finished with 23 receptions for 214 yards (9.3 avg.)... Registered 969 kickoff return yards, which ranked third in school history and 10th in conference history... Played in seven games as a freshman, catching one pass for six yards. Also had an eight-yard kickoff return.

## PERSONAL

Attended Omaha North (Neb.) H.S.... As a senior, caught 46 passes for 814 yards and 13 touchdowns, while also averaging more than 18 yards per punt return... Named a first-team All-Nebraska and first-team All-Metro selection by the Omaha World-Herald and a first-team Super-State pick by the Lincoln Journal Star... One of 58 players selected as a Parade All-American... As a junior, earned All-State honors from the Lincoln Journal Star and All-Metro accolades from the World-Herald... Rated as one of the top 20 receiving prospects in the nation by both Rivals.com and Scout.com... Led the West team in receiving in the U.S. Army All-American Game in San Antonio... In track, won the 110-meter dash as a senior... Led the Vikings to the Class A state track title in 2006 by winning four gold medals... Captured the Class A titles in the 110- and 300-meter hurdles and was part of all-class gold medal teams in the 4x100 and 4x400-meter relays... Majored in communication studies and sociology, earning second-team Academic All-Big 12 in 2008 and was also on the Big 12 Commissioner's Spring Academic Honor Roll... Is the nephew of former Green Bay Packers running back Ahman Green... Cousin is Minnesota Vikings CB Shaun Prater.

## COMMUNITY

Has annually been one of the Washington Redskins Charitable Foundation's most active contributors since arriving in Washington in 2011... Was frequently contributing in the community in 2015 despite missing the season with a severe ankle injury. During the year, he visited an elementary school in Beltsville, Md., to promote reading among fourth and fifth grade students, attended the Draft Day Party, assembled care packages for domestic violence victims at the Fear 2 Freedom event at Redskins Park, interacted with children during training camp at the Redskins All-Star Experience, visited Redskins Read Challenge winners from Roscoe R. Nix elementary school, interacted with nearly 400 children who competed in drills and activities at the Play 60 Military Challenge at Fort Belvoir, Va., spoke with active duty members and veterans of the military during Military Day at FedExField, was an honorary team captain in a local breast cancer awareness high school game, played in a flag football tournament with 50 Special Olympics participants, and spoke to area youth about making positive choices at 4th & Life... In 2014, participated in Fuel Up to Play 60 Mini-Combines, a KaBOOM! playground build, Recess with the Redskins, the Power Up to Read Celebration at Oaklands Elementary School in Laurel, Md., Movies with Morris, Redskins Burgundy & Gold Game to benefit Global Down Syndrome Foundation, Robert Griffin III's Friday Night Lights camp, Fit Fest in Richmond, Ryan Kerrigan's Blitz for the Better Ruth's Chris celebrity waiter night, Back to School Shopping Spree. Redskins Salute to Play 60 event at Joint Base Andrews, All-Star Survivors Celebration, Get the Ball Rolling Flag Football Experience, Friday Night Lights Breast Cancer Awareness game at Langley (Va.) High School, USO Turkeys for Troops, Leckie (D.C.) Elementary School library renovation, Covered for the Holidays, WDW Ladies Night Out and Skins Santa Shoppe... In 2013, participated in the Fuel Up To Play 60 Football Clinic and volunteered in the Macy's Back to School Shopping Spree... In 2012, joined fans at the annual Draft Day Party at FedExField as well as the team's 80th Anniversary Thank You Tour... Coached students at the WRCF and Coca-Cola "Play 60 Flag Football Clinic" as part of the Live Positively: Get the Ball Rolling initiative... Dressed up in costume and visited with children at the WRCF "Pediatric Halloween Party"... Joined WRCF and local Marines to distribute more than 1,000 "Touchdown for Tots" toys to underserved area youth at the annual "Skins Santa Shoppe"... In 2011, helped distribute 3,500 whole turkeys and Thanksgiving food baskets at FedExField to Prince George's County residents in need during the team's annual Harvest Feast... Helped the Washington Redskins Charitable Foundation collect new children's books for distribution to underprivileged children in the Washington, D.C. area.

## YEAR-BY-YEAR STATS

## RECEIVING

Year	Team	GP	GS	Rec	Yds	Avg	Lg	TD
2011	Was	13	2	2	25	12.5	14	0
2012	Was	16	4	8	152	19	37	1
2013	Was	15	4	4	51	12.8	25	0
2014	Was	16	7	39	507	13	50	1
2015	Was			Reserve/Injured				
<b>Career</b>		<b>60</b>	<b>17</b>	<b>53</b>	<b>735</b>	<b>13.9</b>	<b>50</b>	<b>2</b>

## RUSHING

Year	Team	GP	GS	Att	Yds	Avg	Lg	TD
2011	Was	13	2	1	7	7	7	0
2012	Was	16	4	1	-1	-1	-1	0
2013	Was	15	4	0	0	0	0	0
2014	Was	16	7	0	0	0	0	0
2015	Was			Reserve/Injured				
<b>Career</b>		<b>60</b>	<b>17</b>	<b>2</b>	<b>6</b>	<b>3</b>	<b>7</b>	<b>0</b>

## KICK RETURN

Year	Team	KR	Yds	Avg	Lg	TD
2011	Was	1	0	15	15.0	0
2012	Was	13	0	283	21.8	0
2013	Was	20	0	411	20.6	0
2014	Was	2	36	18	20	0
2015	Was		Reserve/Injured			
<b>Career</b>		<b>36</b>	<b>745</b>	<b>20.7</b>	<b>48</b>	<b>0</b>

## ADDITIONAL

Punt Returns: 1 for 0 yds. in 2011

Fumbles-Lost: 1-0 in 2012, 1-1 in 2014

FF-FR: 0-1 in 2014

## POSTSEASON

Year	Team	GP	GS	Rec	Yds	Avg	Lg	TD
2012	Was	1	0	0	0	-	-	0
<b>Career</b>		<b>1</b>	<b>0</b>	<b>0</b>	<b>0</b>	<b>-</b>	<b>-</b>	<b>0</b>

## CAREER HIGHS

## SINGLE-GAME

<b>Receptions:</b>	8, vs. Jacksonville (9/14/14)
<b>Receiving Yards:</b>	99, vs. Jacksonville (9/14/14)
<b>Long (Receiving):</b>	48, at Houston (9/7/14)
<b>Receiving TD:</b>	1, twice, last vs. Jacksonville (9/14/14)
<b>Carries:</b>	1, at NY Giants (10/21/12)
<b>Rushing Yards:</b>	-1, at NY Giants (10/21/12)
<b>Kick Returns:</b>	6, vs. San Francisco (11/25/13)
<b>Kick Return Yards:</b>	102, vs. San Francisco (11/25/13)
<b>Long (Kick Return):</b>	48, vs. Dallas (12/30/12)

**82****LOGAN PAULSEN****TE****6-5 // 268****7th NFL Season // UCLA****DOB: Feb. 26, 1987 // Chaminade College Prep (West Hills, Calif.)****MILESTONES**

NFL debut: 9/26/10 [at STL]... First reception: 12/05/10 [at NYG, 9 yards from Donovan McNabb]... First receiving TD: 12/12/10 [vs. TB, 1 yard from Donovan McNabb]... First post-season receiving TD: 1/6/13 [vs. SEA, 4 yards from Robert Griffin III]

**TRANSACTIONS**

Originally entered the NFL with the Washington Redskins as a college free agent on April 29, 2010... Re-signed with the Redskins as a restricted free agent on March 13, 2013... Re-signed with the Redskins on March 11, 2016.

**PRO**

Enters 2016 having played in 75 career regular season games with 42 starts in six seasons with the Redskins from 2010-15... Compiled 79 career receptions for 801 yards (10.1 avg.) and six touchdowns through the 2015 season... Also had a four-yard touchdown reception in his postseason debut [1/6/13 vs. SEA].

**YEAR-BY-YEAR****2015 (REDSKINS)**

Spent season on the Reserve/Injured list after suffering an injury in camp.

**2014 (REDSKINS)**

Played in all 16 games for a fourth straight season, making 12 starts. Caught 13 passes for 78 yards with one touchdown... Started and caught two passes at HOU [9/7]... Started vs. JAX [9/14], helping block for the Redskins 191 rushing yards... Started at PHI [9/21] and caught two passes for seven yards (3.5 avg.)... Caught three passes for 28 yards in a start vs. NYG [9/25]... Started and caught two passes for 11 yards vs. SEA [10/6]... Played on offense and special teams at ARI [10/12]... Started in a comeback win vs. TEN [10/19] and an overtime win at DAL [10/27]... Started at MIN [11/2]... Contributed on offense and special teams vs. TB [11/16]... Caught one pass for one yard at SF [11/23]... Started and recorded a 16-yard touchdown reception at IND [11/30]... Played on offense and special teams vs. STL [12/7]... Started and caught a nine-yard pass at NYG [12/14]... Caught one pass for six yards in a start vs. PHI [12/20]... Started at tight end and also played left tackle briefly in the fourth quarter following a rash of injuries vs. DAL [12/28].

**2013 (REDSKINS)**

Started at tight end vs. PHI [9/9]... Caught two passes for 13 yards (6.5 avg.) at GB [9/15]... Started and registered four receptions for 51 yards (12.8 avg.) vs. DET [9/22]... Started and caught two passes for 46 yards (23.0 avg.) including a career-long 33-yard reception at OAK [9/29]... Started at DAL [10/13], helping the Redskins compile more than 200 yards both passing and rushing... Started and helped the Redskins amass 499 total yards vs. CHI [10/20]... Started at DEN [10/27]... Started in a three-tight-end set vs. SD [11/3] and caught three passes for nine yards (3.0 avg.)... Started and gained three yards on two receptions including his first touchdown of the season at MIN [11/7]... Played on offense and special teams at PHI [11/17] and did so in a start vs. SF [11/25]... Started vs. NYG [12/1] and caught three passes

for 41 yards, including a 19-yard touchdown... Started and caught three passes for 44 yards including a seven-yard touchdown vs. KC [12/8]... Started and caught three passes for 21 yards (7.0 avg.) at ATL [12/15]... Caught two passes for seven yards (3.5 avg.) vs. DAL [12/22]... Started and registered four receptions for 32 yards (8.0 avg.) at NYG [12/29].

**2012 (REDSKINS)**

Played in all 16 regular season games, starting 10... Set career highs in receptions (25) and receiving yards (308) and caught one touchdown... Played special teams and tight end in the season-opening win at NO [9/9], catching one pass for 22 yards for a crucial third-down conversion in the final few minutes of an eight-point win... Saw action at tight end and on special teams at STL [9/16], vs. CIN [9/23], at TB [9/30], vs. ATL [10/7] and vs. MIN [10/14]... Started at NYG [10/21] and caught four passes for 76 yards (19.0 avg.), both career highs... Started at PIT [10/28] and caught four passes for 43 yards (10.8 avg.). Had a career-long 31-yard reception... Started and caught five passes for 59 yards (11.8 avg.) vs. CAR [11/4]... Started and caught one pass for a 17-yard touchdown, his first of the season, in a win vs. PHI [11/18]. The touchdown was his first since 12/12/10 against Tampa Bay... Started and had two receptions for 11 yards in a Thanksgiving Day win at DAL [11/22]... Started and had one reception for 11 yards in a win vs. NYG on Monday Night Football [12/3]... Started and had one catch for eight yards in a win vs. BAL [12/9]... Started and caught four passes for 47 yards (11.8 avg.) in a win at CLE [12/16]... Started and had one catch for six yards in a win at PHI [12/23]... Started and had one catch for eight yards in a division-clinching win vs. DAL [12/30]... Made his first career playoff appearance vs. SEA [1/6] in the NFC Wild Card Round and caught two passes for 15 yards, including his first career postseason touchdown reception.

**2011 (REDSKINS)**

Saw action at tight end and on special teams vs. NYG [9/11], vs. ARI [9/18], at DAL [9/26], at STL [10/3] and vs. PHI [10/16]... Saw action at tight end at CAR [10/23] and caught two passes for 48 yards (24.0 avg.)... Saw action at tight end at BUF [10/30] and vs. SF [11/6]... Made first career start at tight end at MIA [11/13] and caught one pass for 16 yards (16.0 avg.)... Saw action at tight end vs. DAL [11/20] and caught two passes for 17 yards (8.5 avg.)... Saw action at tight end at SEA [11/27] and caught two passes for 14 yards (7.0 avg.)... Started at tight end vs. NYJ [12/4] and vs. NE [12/11]... Started at tight end at NYG [12/18] and caught one pass for nine yards... Saw action at tight end vs. MIN [12/24] and caught one pass for five yards... Started at tight end at PHI [1/1/12] and caught two passes for a then-career-high 29 yards (14.5 avg.).

**2010 (REDSKINS)**

Played in 11 games and was declared inactive for five games... Totaled two receptions for 10 yards and one touchdown... Declared inactive vs. DAL [9/12] and vs. HOU [9/19]... Made his NFL debut at STL [9/26], seeing action at tight end and on special teams... Declared inactive at PHI [10/3], vs. GB [10/10] and vs. IND [10/17]... Saw action on special teams at CHI [10/24]... Saw action at tight end and on special teams at DET [10/31]... Played tight end and on special teams vs. PHI [11/15], at TEN [11/21] and vs. MIN [11/28]... Played tight end and on special teams at NYG [12/5]. Registered his first career reception, a nine-yard grab from quarterback Donovan McNabb... Saw action at tight end vs. TB [12/12]. Caught

his first career touchdown, a one-yard reception from quarterback Donovan McNabb... Saw action at tight end and on special teams at DAL (12/19)... Played tight end and on special teams at JAX (12/26) and vs. NYG (1/2).

### COLLEGE

Three-year starter at tight end for UCLA... Played in 46 career games with 39 starts and caught 71 passes for 888 yards (12.5 avg.) and one touchdown... Selected as a season captain for 2009... Named to the 2007, 2008 and 2009 John Mackey Award watch lists, which recognize college football's most outstanding tight end... As a fifth-year senior, started all 13 games and caught 29 passes for 362 yards (12.5 avg.)... Second-team selection to the Pac-10 All-Academic Team... Named a semifinalist for the Draddy Award which is presented by the National Football Foundation for all-around excellence and academic achievement... Earned honorable mention Pac-10 All-Academic team honors... Played in one game in 2008 before injuring his right foot and redshirting... As a junior, started all 13 games and caught 12 passes for 144 yards (12 avg.) and one touchdown... Scored the first touchdown of his career in a win over California... As a sophomore, played in all 13 games at tight end and caught 27 passes for 331 yards (12.3 avg.)... Made his first career start against Utah and led the team with five receptions... Played in six games as a freshman and caught two passes for 33 yards.

### PERSONAL

Lettered three seasons as a tight end, defensive end and punter at Chaminade College Preparatory School in Northridge Calif... Rated No. 15 tight end nationally by Scout.com... Named to the All-CIF-Southern Section Division III team as a senior... Named to the Los Angeles Times All-San Fernando Valley team... Named first-team All-Mission League as a junior and senior... Named Male Athlete of the Year as a senior, junior and sophomore at Chaminade... During his junior and senior seasons on offense, totaled 62 receptions for 829 yards and four touchdowns... On defense, totaled 89 tackles and 33 sacks... Established a school record for sacks (24) during his junior season... Lettered three seasons in track and four seasons in soccer... In 2015, encouraged students from Richmond Public Schools and Chesterfield County Public Schools to track the number of minutes they read over the summer and also hosted a flag football kick-off event for Special Olympics Virginia at Redskins Park... In 2013, participated in the Salute to Play 60 Military Challenge kickoff event at Joint Base Andrews and also served as a celebrity waiter for Ryan Kerrigan's first Blitz for the Better Foundation fundraising event... Has helped the WRCF and Macy's distribute coats, gloves and hats to underserved kids from the Washington, D.C. area at the annual "Covered for the Holidays" event several times... In 2011, helped distribute 3,500 whole turkeys and Thanksgiving food baskets at FedExField to Prince George's County residents in need at the team's annual Harvest Feast... In 2010, participated in the PLAY 60 Challenge Mini-Combine, Chad Rinehart Youth Football Camp and Skins Santa Shoppe... Son of James and Susan Paulsen and has one brother, Hunter... Married his wife, Kelly, in the 2012 offseason and the couple has one son... Born Feb. 26, 1987.

### YEAR-BY-YEAR STATS

#### RECEIVING

Year	Team	GP	GS	Rec	Yds	Avg	Lg	TD
2010	Was	11	0	2	10	5	9	1
2011	Was	16	6	11	138	12.5	24	0
2012	Was	16	10	25	308	12.3	31	1
2013	Was	16	14	28	267	9.5	33	3
2014	Was	16	12	13	78	6	16t	1
2015	Was							Reserve/Injured
<b>Career</b>		<b>75</b>	<b>42</b>	<b>79</b>	<b>801</b>	<b>10.1</b>	<b>33</b>	<b>6</b>

#### ADDITIONAL

Fumbles-Lost: 2-2 in 2013, 1-1 in 2014

#### POSTSEASON

Year	Team	GP	GS	Rec	Yds	Avg	Lg	TD
2012	Was	1	1	2	15	7.5	11	1
<b>Career</b>		<b>1</b>	<b>1</b>	<b>2</b>	<b>15</b>	<b>7.5</b>	<b>11</b>	<b>1</b>

### CAREER HIGHS

#### SINGLE-GAME

<b>Receptions:</b>	5, vs. Carolina (11/4/12)
<b>Receiving Yards:</b>	76, at NY Giants (10/21/12)
<b>Long (Receiving):</b>	31, at Pittsburgh (10/28/12)
<b>Receiving TD:</b>	1, six times, last at Indianapolis (11/30/14)



# DASHAUN PHILLIPS

35



CB

5-11 // 190

2nd NFL Season // Tarleton State

DOB: Jan. 3, 1991 // Duncanville (Texas) H.S.

## MILESTONES

NFL debut: 11/29/15 [vs. NYG]

## TRANSACTIONS

Originally entered the NFL with the Dallas Cowboys as a college free agent on May 12, 2014... Waived by the Cowboys on August 28, 2014... Signed to the New York Jets' practice squad on October 7, 2014... Waived by the Jets on September 5, 2015... Signed to the Washington Redskins' practice squad on September 15, 2015... Signed to the Redskins' active roster on November 27, 2015.

## YEAR-BY-YEAR

### 2015 [JETS/REDSKINS]

Appeared in six regular season games and one postseason game, all with Washington... Spent the offseason with the Jets before being waived on Sept. 5... Signed to the Redskins' practice squad in Week 2... Signed to the Redskins' active roster in Week 12 and made his NFL debut on special teams in a win vs. NYG (11/29)... Made a special teams tackle vs. DAL (12/7)... Contributed on special teams at CHI (12/13), vs. BUF (12/20) and at PHI (12/26)... Made a solo tackle at DAL (1/3) prior to exiting the game with a neck injury... Played on special teams in NFC Wild Card Round vs. GB (1/10).

### 2014 [COWBOYS/JETS]

Joined the Cowboys as a college free agent... Waived Aug. 28... Signed to the Jets' practice squad in October.

## COLLEGE

Played collegiately at Division II Tarleton State from 2010-13, compiling 175 career tackles (110 solo), 12 interceptions (including one returned for touchdown) and three forced fumbles... Earned First-Team All-Lone Star Conference honors as a senior, posting 50 tackles and seven pass breakups... Was a Don Hansen First Team All-Super Region Four selection... Recorded 32 tackles and an interception as a junior in 2012... Led the conference and team with seven interceptions and 15 passes defended during his redshirt sophomore season in 2011... Registered three interceptions, including one he returned for a touchdown, as a redshirt freshman in 2010.

## PERSONAL

Attended Duncanville (Texas) H.S., where he was named the school's Most Valuable Player as a defensive back... Led team in interceptions as a junior with six... Named academic all-district... Named first team all-district as a junior and senior... Tabbed as Defensive Back of the Year in District 8-5A in 2008... Member of District Championship team in 2008... Lettered three years in both football and track... Named team captain as a senior... Son of Cassandra Phillips... Has four siblings, Zion, Asia, Tara, and Jack... Majored in kinesiology... Born Jan. 3, 1991.

## YEAR-BY-YEAR STATS

### DEFENSE

Year	Team	G	GS	Tack	Solo	Sack	INT	PD
2015	Was	6	0	1	1	0	0	0
<b>Career</b>		<b>6</b>	<b>0</b>	<b>1</b>	<b>1</b>	<b>0</b>	<b>0</b>	<b>0</b>

\*Tackle stats according to STATS, LLC

### POSTSEASON

Year	Team	G	GS	Tack	Solo	Sack	INT	PD
2015	Was	1	0	0	0	0	0	0
<b>Career</b>		<b>1</b>	<b>0</b>	<b>0</b>	<b>0</b>	<b>0</b>	<b>0</b>	<b>0</b>

63



# JERRELL POWE

NT

6-2 // 330

4th NFL Season // Mississippi

DOB: March 5, 1987 // Wayne County H.S. (Waynesboro, Miss.)

## MILESTONES

NFL debut: 11/21/11 [at NE]... First NFL start: 12/29/13 [at SD]... First sack: 12/29/13 [at SD, Philip Rivers]

## TRANSACTIONS

Originally selected by the Kansas City Chiefs in the sixth round (199th overall) of the 2011 NFL Draft... Waived by the Chiefs on September 1, 2013... Signed with the Chiefs on December 3, 2013... Waived on December 13, 2013... Signed with the Chiefs on December 19, 2013... Signed with the Houston Texans on March 18, 2014... Signed with the Washington Redskins on June 1, 2015... Released by the Redskins on September 5, 2015... Signed with the Redskins on January 4, 2016.

## YEAR-BY-YEAR

### 2015 (REDSKINS)

Spent the offseason with the Redskins before being released on Sept. 5.

### 2014 (TEXANS)

Set career highs in games played (16), games started (three), total tackles (10) and solo tackles (six)... Started at nose tackle for the first two weeks vs. WAS (9/7) and at OAK (9/14)... Started at DAL (10/5) in Week 5.

### 2013 (CHIEFS)

Played in two games and made his first career start in season finale at SD (12/29)... Recorded his first career sack in the third quarter at SD (12/29), taking down Philip Rivers for a loss of 3 yards. Also recorded first career pass defended and finished the game with two tackles... Inactive for AFC Wild Card game at IND (1/4).

### 2012 (CHIEFS)

Appeared in nine games, recording six tackles (five solo)... Inactive in seven games.

### 2011 (CHIEFS)

Made NFL debut at NE (11/21).

## COLLEGE

Played in 37 games (22 starts) at Ole Miss from 2008-10, recording 69 tackles (49 solo), 24.0 tackles for loss, 7.0 sacks, three quarterback pressures, one interception, one pass defended and two forced fumbles... Started all 12 games at nose tackle as a senior in 2010 and registered 27 tackles (18 solo), 2.5 sacks, one pass defended and a forced fumble. Selected All-Southeastern Conference second-team by the league's coaches and was chosen as a team captain... Started 10 games in 2009 as a junior and registered 34 tackles (25 solo), 3.0 sacks, tied for the team lead with 12.0 tackles for loss and posted one fumble recovery... Played in 12 games as a sophomore in 2008 and produced eight tackles (six solo), 1.5 sacks, an interception and a pass defended... Attended Ole Miss but did not play football in 2006-07.

## PERSONAL

Attended Wayne County H.S. in Waynesboro, Miss., where he compiled 225 tackles and 37.0 sacks during his prep career... Named a Parade All-American and played in the U.S. Army All-America Bowl as a senior... Was a three-time all-state selection and named the Mississippi Mr. Football by The Clarion-Ledger following his senior campaign, which he finished with 89 tackles, 9.0 sacks and five forced fumbles... Helped lead his prep team to state championships as a sophomore and junior... Spent one season at Hargrave Military Academy in Chatham, Va... Also earned two varsity letters in basketball averaging 10 points and 10 rebounds a game... Majored in criminal justice... Named to 2010 SEC Football Community Service Team and nominated for the 2010 All-state AFCA Good Works Team... Son of Shirley Powe... Full name: Jerrell Quartez Powe... Born on March 15, 1987.

## YEAR-BY-YEAR STATS

### DEFENSE

Year	Team	G	GS	Tack	Solo	Sack	PD	FF	FR
2011	KC	1	0	0	0	0	0	0	0
2012	KC	9	0	6	5	0	0	0	0
2013	KC	2	1	2	1	1	1	0	0
2014	Hou	16	3	10	6	0	1	0	0
<b>Career</b>		<b>28</b>	<b>4</b>	<b>18</b>	<b>12</b>	<b>1</b>	<b>2</b>	<b>0</b>	<b>0</b>

\*Tackle stats according to STATS, LLC

## CAREER HIGHS

### SINGLE-GAME

<b>Total Tackles:</b>	3, at NY Giants (9/21/14)
<b>Solo Tackles:</b>	3, at NY Giants (9/21/14)
<b>Sacks:</b>	1, at San Diego (12/29/13)

**86**

# JORDAN REED

**TE****6-2 // 246****4th NFL Season // Florida****DOB: July 3, 1990 // New London H.S. (New London, Conn.)**

## HONOR ROLL

PFWA All-Rookie Team [2013]  
 NFL Top 100 Players [No. 77 in 2015]

## MILESTONES

NFL debut: 9/9/13 (vs. PHI)... First NFL start: 10/27/13 (at DEN)... First reception: 9/9/13 (vs. PHI, 11 yards from Robert Griffin III)... First rec. TD: 9/15/13 (at GB, 3 yards from Robert Griffin III)... First 100-yard receiving game: 10/20/13 (vs. CHI)... First multi-TD game: 10/25/15 (vs. TB)

## TRANSACTIONS

Originally selected by the Washington Redskins in the third round (85th overall) of the 2013 NFL Draft... Signed multi-year contract extension on May 5, 2016.

## PRO

Enters 2016 having appeared in 34 regular season games with 14 starts in his first three NFL seasons, gaining 1,916 yards on 182 receptions with 14 receiving touchdowns from 2013-15... One of the league's top emerging tight ends who set Redskins records in receptions (87) and receiving yards (952) by a tight end in 2015... Named to PFWA All-Rookie Team in 2013 after setting team records in receptions (45) and receiving yards (499) by a rookie tight end.

## YEAR-BY-YEAR

### 2015 (REDSKINS)

Appeared in 14 regular season games with eight starts and started the team's postseason contest. Recorded 87 receptions for 952 yards (both team records for a tight end) with 11 receiving touchdowns. Led all Redskins players in receptions, receiving yards and receiving touchdowns this season, becoming the first Redskins tight end to lead the team in all three categories since Jean Fugett in 1977... Finished second among NFL tight ends in receptions, tied for second in touchdowns and fifth in receiving yards... Posted a team-high seven receptions for 63 yards (9.0 avg.) with a four-yard touchdown in season opener vs. MIA (9/13)... Gained a team-high 82 receiving yards on six receptions in a win vs. STL (9/20)... Led team with 96 receiving yards on six receptions at NYG (9/24). Led team in receiving yards in back-to-back weeks for the first time since Weeks 7-8 of his rookie season in 2013... Caught five passes for 37 yards vs. PHI (10/4)... Inactive with a concussion at ATL (10/11) and at NYJ (10/18)... Recorded career highs in receptions (11) and receiving touchdowns (two), gaining 72 receiving yards and scoring with 24 seconds remaining to seal the largest comeback win [24 points] in team history vs. TB (10/25). His 11-catch performance was the 22nd by a member of the Redskins since 1950. Became the first member of the Redskins to record multiple receiving touchdowns in a game since Leonard Hankerson in Week 1 of the 2013 season and the first Redskins tight end to do so since Fred Davis on Dec. 13, 2009 at Oakland... Caught three passes for 18 yards with a touchdown at NE (11/8)... Notched his second career multi-touchdown game in a win vs. NO (11/15), scoring twice and gaining 29 yards on three receptions. Became the first Redskins tight end to post multiple two-touchdown games in a single season since Jerry Smith in 1970. Became the

first member of the Redskins to record a touchdown reception in three straight games since Pierre Garcon in Weeks 12-14 of the 2012 season and was the first Redskins tight end to do so since Fred Davis in Weeks 12-15 of the 2009 season... Gained 46 yards on a team-high six receptions at CAR (11/22)... Broke career highs for receptions and receiving yards in a single season after compiling team highs in receptions (eight) and receiving yards (98) in a win vs. NYG (11/29)... Caught three passes for 33 yards vs. DAL (12/7)... Led the Redskins with nine receptions for 120 yards with a touchdown in a win at CHI (12/13). Registered his first 100-yard game of the season, the third of his career... Posted a team-high seven receptions, gaining 84 yards with two receiving touchdowns in a win vs. BUF (12/20)... Caught a team-high nine passes for a season-high 129 yards with two receiving touchdowns in a division-clinching win at PHI (12/26). Broke the Redskins' single-season tight end receiving yardage record of 849 (Chris Cooley in 2008 and 2010, Jerry Smith in 1967) with the performance and tied the single-season receptions mark by a tight end (Chris Cooley, 83 in 2010). Tied Pro Football Hall of Famer Bobby Mitchell (11 in 1962) for the fifth-most receiving touchdowns in a single season in team history. Marked only eighth time a member of the Redskins has recorded 10 receiving touchdowns in a season in team history, joining Smith (12 in 1967) as the only Redskins tight ends to accomplish the feat. Tied Smith for the most multiple-touchdown games in a single season by a Redskins tight end in team history (four). Became the third Redskins player since 1960 to record multiple receiving touchdowns in consecutive games (Smith in 1967, Mitchell in 1962). Became the first member of the Redskins to record 10 receiving touchdowns in a single season since Gary Clark in 1991... Caught four passes for 45 yards at DAL (1/3), finishing the season with 87 receptions for 952 yards (both team records for a tight end) with 11 receiving touchdowns... In NFC Wild Card Round vs. GB (1/10), caught nine passes for 120 yards, including a 24-yard touchdown reception. Set single-game franchise postseason record for receptions by a tight end and receiving yards by a tight end. Became the first Redskins tight end to record a 100-yard receiving game in postseason play, the first by a member of the Redskins at any position in a postseason contest since WR Santana Moss (103 receiving yards, NFC Divisional Round at SEA on Jan. 14, 2006).

### 2014 (REDSKINS)

Played in 11 games with two starts, recording a career-high 50 receptions for 465 yards... Caught one pass for four yards at HOU (9/7) before exiting with an injury... Inactive vs. JAX (9/14), at PHI (9/21), vs. NYG (9/25) and vs. SEA (10/6)... Returned at ARI (10/12), catching eight passes for 92 yards... Tied for the team lead with five receptions vs. TEN (10/19), gaining 54 yards... Caught a game-high seven passes for 40 yards in an overtime win at DAL (10/27)... Made one reception for 17 yards at MIN (11/2)... Started and caught two receptions for 22 yards vs. TB (11/16)... Inactive at SF (11/23)... Tied a then-career high in receptions (nine) and gained 123 yards at IND (11/30)... Started and caught three passes for 25 yards vs. STL (12/7)... Recorded three receptions for 13 yards at NYG (12/14)... Caught two passes for five yards vs. PHI (12/20)... Tied season high with nine receptions for 70 yards vs. DAL (12/28).

### 2013 (REDSKINS)

Appeared in nine games with four starts before an injury ended his season prematurely... Registered 45 receptions

for 499 yards, both franchise records by a rookie tight end... Made his NFL debut vs. PHI (9/9), catching five passes for 38 yards (7.6 avg.)... Caught three passes for 18 yards (6.0 avg.) at GB (9/15), recording his first career touchdown on a three-yard pass from Robert Griffin III in the fourth quarter... Caught five passes for a career-high 50 yards (10.0 avg.) vs. DET (9/22) before leaving the game with a quad contusion... Inactive at OAK (9/29)... Compiled four receptions for a then-career-high 58 yards at DAL (10/13), including a career-long 29-yard reception in the second quarter... Set career highs in receptions (nine) and receiving yards (134) and had a touchdown reception vs. CHI (10/20), setting the Redskins' mark for receiving yards in a game by a rookie tight end. The record was previously held by Jerry Smith, who registered 78 receiving yards on six catches vs. Dallas on Nov. 28, 1965. Was targeted nine times and caught all nine passes, becoming the first Redskin to be targeted at least nine times and catch every pass in records available dating back to 1991... Made his first NFL start at DEN (10/27), catching eight passes for 90 yards (11.3 avg.). His 90 yards pushed his season total past Stephen Alexander (383 in 1998) for the most yards by a rookie tight end in team history... Started in a three-tight-end set vs. SD (11/3), catching four passes for 37 yards. With his fourth reception, broke Alexander and Chris Cooley's team season record for receptions by a rookie tight end (37 in 1998 and 2004, respectively). Also added his first career NFL rushing attempt, gaining 18 yards... Started and caught six passes for 62 yards (10.3 avg.) and a touchdown at MIN (11/7)... Started and had one catch for 12 yards at PHI (11/17) before exiting the game with an injury... Inactive vs. SF (11/25), vs. NYG (12/1), vs. KC (12/8) and at ATL (12/15)... Placed on the Reserve/Injured list on Dec. 20.

## COLLEGE

Started 26-of-36 games played at Florida - 25 as a tight end and one at quarterback... Caught 79 passes for 945 yards (12.0 avg.) with six receiving touchdowns in his career and also gained 328 yards with five rushing touchdowns on 77 carries... Amassed 35 yards on a kickoff return and completed 26-of-47 passes for 252 yards, three touchdowns and one interception... Dressed as a quarterback for nine games... In 2012, was named All-SEC first-team by the Associated Press and second-team by the league's coaches after leading the team with a career-high 45 receptions for 559 yards with three touchdowns... His 45 receptions were the most by a Florida tight end since Aaron Hernandez set the school position season-record with 68 catches in 2009... Twenty-three of his grabs resulted in first downs, and 23 of his catches were for at least 10 yards, including 11 for 20 yards or longer... In 2011, appeared in 11 games, finishing second on the team with 28 receptions for 307 yards and a pair of touchdowns... Caught his first receiving touchdown of the season when he nabbed a 31-yard catch from John Brantley on fourth-and-19 vs. the Bulldogs... Played in 12 games in 2010, including starting at quarterback against Penn State in the Outback Bowl... Recorded six catches for 79 yards with one touchdown, gained 335 rushing yards on 77 attempts (4.3 avg.) with five touchdowns, and completed 26-of-46 passes (56.3 percent) for 252 yards, three touchdowns and one interception... Saw action for the first time as a Gator and had a two-yard touchdown reception for his first career catch vs. South Florida... Rushed for a team-high 68 yards on 24 carries and completed eight-of-13 passes for 60 yards in the Gators' win over Penn State in the Outback Bowl.

## PERSONAL

Attended New London (Conn.) H.S., where he was a three-year starter at quarterback for the Whalers and led the team to an undefeated regular season record in 2007... Completed 122-of-222 passes for 1,706 yards and 28 touchdowns while throwing just two interceptions as a junior... Also rushed for 370 yards and eight touchdowns on 53 carries... Was a finalist for the 2008 Joe Montana High School Quarterback of the Year Award... Rated the nation's 10th-best dual-threat quarterback and the second-best prospect from the state of Connecticut by Rivals.com... Member of the ESPNU Top 150 squad in 2008... Participated in several community service events at Florida through the Goodwill Gators program, including twice assembling and distributing food during Thanksgiving and a video game challenge with a local youth club... Was a religion major at Florida... Born July 3, 1990 in New London, Conn.

## YEAR-BY-YEAR STATS

### RECEIVING

Year	Team	GP	GS	Rec	Yds	Avg	Lg	TD
2013	Was	9	4	45	499	11.1	38	3
2014	Was	11	2	50	465	9.3	30	0
2015	Was	14	8	87	952	10.9	32	11
<b>Career</b>		<b>34</b>	<b>14</b>	<b>182</b>	<b>1916</b>	<b>10.5</b>	<b>38</b>	<b>14</b>

### ADDITIONAL

**Fumbles-Lost:** 2-2 in 2013, 1-1 in 2014

**Rushing:** 1-1 in 2014, 3-2 in 2015

### POSTSEASON

Year	Team	GP	GS	Rec	Yds	Avg	Lg	TD
2015	Was	1	1	9	120	13.3	24t	1
<b>Career</b>		<b>1</b>	<b>1</b>	<b>9</b>	<b>120</b>	<b>13.3</b>	<b>24t</b>	<b>1</b>

## CAREER HIGHS

### SINGLE-GAME

<b>Receptions:</b>	11, vs. Tampa Bay (10/25/15)
<b>Receiving Yards:</b>	134, vs. Chicago (10/20/13)
<b>Long (Receiving):</b>	38, vs. Chicago (10/20/13)
<b>Receiving TD:</b>	2, four times, last at PHI (12/26/15)
<b>Carries:</b>	1, vs. San Diego (11/3/13)
<b>Rushing Yards:</b>	18, vs. San Diego (11/3/13)

**62**

# AUSTIN REITER

**C****6-3 // 307****1st NFL Season // South Florida****DOB: Nov. 27, 1991 // Lakewood Ranch H.S. (Bradenton, Fla.)**

## TRANSACTIONS

Originally selected by the Washington Redskins in the seventh round (222nd overall) of the 2015 NFL Draft... Waived by the Redskins on September 5, 2015... Signed to the Redskins' practice squad on September 29, 2015.

## YEAR-BY-YEAR

### 2015 (REDSKINS)

Spent the offseason with the Redskins before being waived during final cuts... Re-signed to the team's practice squad in Week 4.

## COLLEGE

Played collegiately at South Florida from 2010-14, appearing in 46 games with 36 starts... Started all 12 games at center as a senior in 2014, missing only one offensive play. Was a Rimington Award candidate for the second time in his career and was named the team's recipient of the Offensive Lineman Award as well as the Tough Man Award... Started 12 games as a junior in 2013, appearing on the Rimington watch list for the first time in his career... As a sophomore in 2012, started all 12 games at center... Played in 10 games as a freshman in 2011 on offense and on special teams... Red-shirted in 2010.

## PERSONAL

Attended Lakewood Ranch H.S. in Bradenton, Fla., where he played right tackle on offense and three-technique defensive tackle... His father, Richard Reiter, played offensive line at the collegiate level at the University of Cincinnati... Earned degree in communications and epidemiology in 2013... Born Nov. 27, 1991.

## COMMUNITY

Active in the D.C. area as a rookie in 2015... Led elementary students through drills to promote physical fitness, healthy lifestyle habits and proper nutrition at the Fuel Up to Play 60 Mini-Combine... Participated in a Marine Corps Quantico tour to experience Marine life while stationed on base... Participated in the inaugural Redskins Charity Golf Classic... Attended the Rookie Community Club's Military Appreciation BBQ to honor active duty service members and their families as well as Wounded Warriors... Assembled care packages for victims domestic violence in collaboration with the Fear 2 Freedom and Rookie Community Club. Distributed Thanksgiving baskets, including whole turkeys to 3,000 Prince George's County residents

97



# KENDALL REYES

DE

6-4 // 300

5th NFL Season // Connecticut

DOB: Sept. 26, 1989 // Nashua (N.H.) North H.S.

## MILESTONES

NFL debut: 9/10/12 (at OAK)... First NFL start: 12/9/12 (at PIT)... First sack: 11/18/12 (at DEN, Peyton Manning)... First INT: 12/24/15 (at OAK, Derek Carr)

## TRANSACTIONS

Originally selected by the San Diego Chargers in the second round (49th overall) of the 2012 NFL Draft... Signed with the Washington Redskins as an unrestricted free agent on March 11, 2016.

## PRO

Joined the Redskins in the 2016 offseason having previously appeared in 64 career regular season games with 50 starts, compiling 126 tackles (81 solo), 13.5 sacks, seven passes defensed and one interception for the Chargers from 2012-15.

## YEAR-BY-YEAR

### 2015 [CHARGERS]

Played in all 16 games for a fourth consecutive season, making 15 starts. Posted 32 tackles (25 solo), four passes defensed, two sacks and an interception... Started every game except Week 4 vs. CLE, when the team opened the contest in a nickel package. Made a season-high six tackles (five solo) in that contest... Notched first sack of the season at BAL (11/1) on a sack of Joe Flacco... Sacked Blake Bortles at JAX (11/29)... Recorded first career interception at OAK (12/24), batting and securing a Derek Carr pass.

### 2014 [CHARGERS]

Appeared in 16 games with 15 starts, compiling 32 tackles (15 solo) and one sack... Sacked EJ Manuel at BUF (9/21)... Posted a season-high six tackles at BAL (11/30)... Served as a team captain vs. DEN (12/14).

### 2013 [CHARGERS]

Started all 16 regular season games and two postseason games... Recorded 34 tackles (25 solo) and a career-high five sacks during the regular season... Notched first sack of the season win vs. DAL (9/29)... Added a fourth-quarter sack in Monday night win vs. IND (10/14)... Sacked Eli Manning in win vs. NYG (12/8)... Made a key third-down sack late in the third quarter vs. KC (12/29), helping lead the Bolts to an overtime victory that secured a playoff berth... Contributed three tackles in the postseason across the Wild Card and Divisional Rounds at CIN and at DEN, respectively.

### 2012 [CHARGERS]

Played in 16 games as a rookie, starting the final four contests. Finished season with 28 tackles (16 solo) and 5.5 sacks... Earned All-Rookie honors from ESPN... Recorded first two NFL sacks by dropping Peyton Manning twice at DEN (11/18)... Posted career-high 3.5 sacks vs. NJ (12/23), most by Chargers rookie since 1986 (Leslie O'Neal, five).

## COLLEGE

Played at UConn from 2008-11, serving as a team captain and earning first-team All-Big East honors as junior and senior... Named first-team All-Eastern College Athletic Conference as a senior... Finished with 10th-most tackles for loss in school history (32.5)... Played in 52 career games with 40 starts, tallying 142 tackles, 11.5 sacks, three forced fumbles and two interceptions... His 79-yard interception return in 2010 was seventh-longest in school history... Redshirted in 2007.

## PERSONAL

Attended Nashua (N.H.) North H.S., where he was a two-time all-state and all-conference wide receiver and defensive end... Scored the first touchdown in North history on an 85-yard kickoff return... Selected to play in 2007 Shriners' All-Star game... Was an honor roll student and was class president as sophomore... Captain of football, basketball and track teams... Majored in communications... Inducted into the Boys and Girls Club of Greater Nashua Hall of Fame in 2013. Hosts annual R.E.Y.E.S. Family Field Day (Re-Engaging Youth through Exercise and Sport) to create athletic opportunities through the Boys and Girls Club and Nashua's Police Athletic League... Son of the late Gerald Reyes, an avid distance runner who'd completed numerous marathons prior to passing from complications with H1N1 in February 2014... Born Sept. 26, 1989.

## YEAR-BY-YEAR STATS

### DEFENSE

Year	Team	G	GS	Tack	Solo	Sack	PD	FF	FR
2012	SD	16	4	28	16	5.5	1	0	0
2013	SD	16	16	34	25	5	2	0	0
2014	SD	16	15	32	15	1	0	0	0
2015	SD	16	15	32	25	2	4	0	0
<b>Career</b>		<b>64</b>	<b>50</b>	<b>126</b>	<b>81</b>	<b>13.5</b>	<b>7</b>	<b>0</b>	<b>0</b>

\*Tackle stats according to STATS, LLC

### ADDITIONAL

INT: 1 in 2015

### POSTSEASON

Year	Team	G	GS	Tack	Solo	Sack	PD	FF	FR
2013	SD	2	2	3	1	0	1	0	0
<b>Career</b>		<b>2</b>	<b>2</b>	<b>3</b>	<b>1</b>	<b>0</b>	<b>1</b>	<b>0</b>	<b>0</b>

## CAREER HIGHS

### SINGLE-GAME

**Total Tackles:** 6, twice, last vs. Cleveland (10/4/15)  
**Solo Tackles:** 5, vs. Cleveland (10/4/15)  
**Sacks:** 3.5, at NY Jets (12/23/12)  
**Passes Defensed:** 2, at Oakland (12/24/15)  
**Interceptions:** 1, at Oakland (12/24/15)

**56**

# PERRY RILEY JR.

**LB****6-0 // 240****7th NFL Season // LSU****DOB: May 3, 1988 // Stephenson H.S. (Ellenwood, Ga.)**

## MILESTONES

NFL debut: 9/26/10 (at STL)... First sack: 12/24/11 (vs. MIN, Joe Webb)... First FF: 9/16/12 (at STL, Danny Amendola)... First FR: 12/4/11 (vs. NYJ, Jeremy Kerley)... First postseason sack: 1/6/13 (vs. SEA, Russell Wilson)

## TRANSACTIONS

Originally selected by the Washington Redskins in the fourth round (103rd overall) of the 2010 NFL Draft... Re-signed by the Redskins on March 11, 2014.

## PRO

Enters 2016 having played in 79 career regular season games with 63 starts... Credited by STATS, LLC with 437 tackles (257 solo), 9.5 sacks, 28 passes defended, three interceptions, two forced fumbles and four fumbles recovered through the 2015 season... In 2013, became the first player other than London Fletcher to lead the Redskins in tackles since 2006.

## YEAR-BY-YEAR

### 2015 (REDSKINS)

Started all nine regular season games in which he appeared, compiling 43 (23 solo) and setting a career high with two interceptions... Recorded three tackles (one solo) vs. MIA (9/13)... Posted four tackles (two solo) in a win vs. STL (9/20)... Inactive with a calf injury at NYG (9/24) and vs. PHI (10/4)... Recorded five tackles (four solo) at ATL (10/11)... Made eight tackles (three solo) at NYJ (10/18)... Posted two tackles (one solo) in the largest comeback win (24 points) in team history vs. TB (10/25)... Played on defense and special teams at NE (11/8)... Made six tackles (four solo) and recorded the second interception of his career in a win vs. NO (11/15)... Registered nine tackles (two solo) and a pass defended at CAR (11/22)... Recorded six tackles (three solo) and his career-high second interception of the season in a win vs. NYG (11/29)... Inactive with a foot injury in Weeks 13-17... Inactive for NFC Wild Card Round vs. GB (1/10).

### 2014 (REDSKINS)

Started all 14 games in which he played, posting 93 tackles (60 solo) with two sacks and a forced fumble... Started and registered six tackles (four solo) at HOU (9/7)... Recorded six tackles (one solo) and posted a career-high 1.5 sacks in a start vs. JAX (9/14)... Started at PHI (9/21) and posted two tackles (one solo)... Started and made six tackles (four solo) vs. NYG (9/25)... Started and led team with 10 tackles (seven solo) vs. SEA (10/6)... Inactive with a knee injury at ARI (10/12) and vs. TEN (10/19)... Started and recorded four tackles (all solo), a sack and a pass defended in an overtime victory at DAL (10/27)... Started and made a team-high nine tackles (six solo) at MIN (11/2)... Contributed four tackles (two solo) in a start vs. TB (11/16)... Started and recorded six tackles (four solo) at SF (11/23)... Started and forced a fumble on a solo tackle at IND (11/30)... Started vs. STL (12/7) and recorded 10 tackles (nine solo) including a season-high three tackles for loss... Started and posted a team-high 10 tackles (six solo) and also added two passes defended at NYG (12/14)... Started and registered 12 tackles (eight solo) and a pass defended vs. PHI (12/20)... Started and recorded eight tackles (two solo) vs. DAL (12/28).

### 2013 (REDSKINS)

Started all 16 games at jack linebacker for Washington for the second straight season and became the first Redskin other than London Fletcher to lead the team in tackles since 2006... Credited by the coaching staff with 153 tackles (94 solo). Also posted a career-high eight passes defended, three sacks and the first interception of his career... Started vs. PHI (9/9) and registered a team- and career-high 15 tackles (eight solo) and added a sack and a fumble recovery... Started and posted four tackles (three solo) at GB (9/15)... Started and had a game-high 10 tackles (three solo) vs. DET (9/22)... Started at OAK (9/29) and contributed nine tackles (seven solo)... Started and posted five tackles (four solo) and a sack at DAL (10/13)... Started and led Washington with seven tackles (four solo) vs. CHI (10/20)... Started at DEN (10/27), amassing a game-high 11 tackles (10 solo)... Started and had six solo tackles and a pass defended vs. SD (11/3)... Started and recorded three tackles (one solo) at MIN (11/7)... Started and added five solo tackles at PHI (11/17)... Started and registered five tackles (two solo) and two passes defended vs. SF (11/25)... Started and recorded a team-high nine tackles and a pass defended vs. NYG (12/1)... Started and posted two tackles (one solo), a pass defended and the first interception of his career vs. KC (12/8)... Started and recorded eight tackles (six solo) at ATL (12/15). Stuffed Steven Jackson on fourth-and-goal from the 1-yard line in the third quarter... Started and had a team-high eight tackles (three solo) vs. DAL (12/22)... Started at NYG (12/29), compiling four tackles (all solo), a sack and two passes defended in the season finale.

### 2012 (REDSKINS)

Started all 16 regular season games at jack linebacker... Was second on the team with 167 tackles (92 solo), according to the coaching staff... Added a career-high 3.5 sacks and was credited by the coaches with 14 quarterback pressures and eight passes defended, as well as a forced fumble and a fumble recovery... Started and had a team-high five tackles (four solo) in a season opening win at NO (9/9)... Started at STL (9/16), registering five tackles, a pass defended and the first forced fumble of his career... Started vs. CIN (9/23) and registered 11 tackles and a sack... Started at TB (9/30) and had one tackle... Started and had 11 tackles and a fumble recovery vs. ATL (10/7)... Started and led the Redskins with 13 tackles (six solo) vs. MIN (10/14)... Started at NYG (10/21) and led the Redskins with eight tackles (five solo) and added two passes defended... Started at PIT (10/28) and compiled eight tackles (five solo)... Started and had five tackles (four solo) vs. CAR (11/4)... Started and had six tackles (all solo, three for loss), a sack and a pass defended in a win vs. PHI (11/18)... Started and had a team-high eight tackles (six solo) in a Thanksgiving Day win at DAL (11/22)... In a win vs. NYG (12/3) on Monday Night Football, started and registered six tackles (four solo)... Started and had a team-high 15 tackles (six solo) in a win vs. BAL (12/9)... Started and had five tackles (two solo) in a win at CLE (12/16)... Started and registered eight tackles (all solo) and a sack in a win at PHI (12/23)... Started and had nine tackles in a division-clinching win vs. DAL (12/30)... In his first postseason action in the NFC Wild Card Round vs. SEA (1/6), had eight tackles (seven solo) and his first career postseason sack.

### 2011 (REDSKINS)

Saw action on special teams vs. NYG (9/11)... Saw action vs. ARI (9/18)... Saw action on special teams at DAL (9/26)... Saw action on special teams at STL (10/2) and recorded one

solo tackle... Saw action on special teams vs. PHI (10/16)... Saw action on special teams at CAR (10/23)... Saw action on special teams at BUF (10/30)... Saw action on special teams vs. SF (11/6)... Started at MIA (11/13) and recorded 14 tackles (nine solo)... Started vs. DAL (11/20) and recorded 11 tackles (five solo)... Started at SEA (11/27) and recorded 17 tackles (nine solo)... Started vs. NYJ (12/4) and recorded eight tackles (five solo) and had a fumble recovery on special teams... Started vs. NE (12/11) and recorded eight tackles (five solo) and one pass defended... Started at NYG (12/18) and recorded 12 tackles (five solo)... Started vs. MIN (12/24) and recorded seven tackles (two solo) and one pass defended... Started at PHI (1/1/12) and recorded five tackles (four solo), two passes defended and one fumble recovery.

#### 2010 (REDSKINS)

Appeared in eight games, playing linebacker and on special teams... Totaled three tackles (two solo) and seven special teams stops (five solo)... Declared inactive vs. DAL (9/12) with a foot injury... Ruled inactive vs. HOU (9/19)... Made his NFL debut at STL (9/26) and had one special teams tackle... Declared inactive at PHI (10/3) and vs. GB (10/10)... Saw action at linebacker and on special teams vs. IND (10/17) and had one tackle... Was declared inactive at CHI (10/24), at DET (10/31), vs. PHI (11/15) and at TEN (11/21)... Saw action on special teams vs. MIN (11/28) and had one special teams tackle... Played on special teams at NYG (12/5)... Saw action on special teams vs. TB (12/12) and had one special teams stop... Played inside linebacker and on special teams at DAL (12/19). Had two tackles (one solo) and one special teams stop... Played linebacker and special teams at JAX (12/26). Had three special teams tackles (two solo)... Played linebacker and on special teams vs. NYG (1/2).

#### COLLEGE

Played in 47 career games with 22 starts at Louisiana State... Was a two-year starter at linebacker and recorded 185 career tackles (88 solo), 13 tackles for a loss, two sacks, two interceptions and two fumbles recovered... As a senior, started in all 13 games and finished second on the team in tackles with 97... Recorded double-digit tackles in three games - 14 vs. Louisiana Tech, 12 vs. Florida and 11 vs. Mississippi State... Played in 13 games with nine starts during his junior year... Recorded 60 tackles (37 solo), seven tackles for a loss and 1.5 sacks... Finalist for the 2008 Butkus Award... Registered a team-high and career-best 11 tackles and had one tackle for a loss of a yard against Georgia Tech in the Chick-fil-A Bowl, earning Defensive MVP honors... Recorded first career interception against Arkansas (11/28/08), the first interception by a Tiger linebacker since the 2007 SEC Championship Game.

#### PERSONAL

Played linebacker, running back and safety under Coach Ron Gartrell at Stephenson (Ga.) H.S.... As a senior, recorded 131 tackles, four interceptions, two sacks, five tackles for a loss and one defensive touchdown... Named to the Atlanta Journal-Constitution's Top 50 for Georgia and the Mobile Register's Super Southeast 120... Recorded 96 tackles, eight sacks and five forced fumbles as a junior in 2004... Volunteered at the team's annual Harvest Feast, Adopt a Kid Shopping Spree and Redskins Salute: Pros vs. GI Joes events during his time in Washington... Majored in general studies with concentrations in African-American studies, communication studies and corrections... Has two siblings, Jasmin and Jordan... Son of Perry and Fonda Riley... Born May 3, 1988.

#### YEAR-BY-YEAR STATS

##### DEFENSE

Year	Team	G	GS	Tack	Solo	Sack	INT	PD
2010	Was	8	0	1	1	0	0	0
2011	Was	16	8	63	34	1	0	4
2012	Was	16	16	125	70	3.5	0	7
2013	Was	16	16	112	69	3	1	8
2014	Was	14	14	93	60	2	0	4
2015	Was	9	9	43	23	0	2	3
<b>Career</b>		<b>79</b>	<b>63</b>	<b>437</b>	<b>257</b>	<b>9.5</b>	<b>3</b>	<b>26</b>

\*Tackle stats according to STATS, LLC

##### ADDITIONAL

FF-FR: 0-2 in 2011, 1-1 in 2012, 0-1 in 2013, 1-0 in 2014

##### POSTSEASON

Year	Team	G	GS	Tack	Solo	Sack	INT	PD
2012	Was	1	1	8	7	1	0	0
<b>Career</b>		<b>1</b>	<b>1</b>	<b>8</b>	<b>7</b>	<b>1</b>	<b>0</b>	<b>0</b>

#### CAREER HIGHS

##### SINGLE-GAME

<b>Total Tackles:</b>	15, vs. Philadelphia (9/9/13)
<b>Solo Tackles:</b>	9, vs. St. Louis (12/7/14)
<b>Sacks:</b>	1.5, vs. Jacksonville (9/14/14)
<b>Passes Defended:</b>	2, three times, last vs. SF (11/25/13)
<b>Interceptions:</b>	1, three times, last vs. NY Giants (11/29/15)
<b>Fumble Recoveries:</b>	1, four times, last vs. Philadelphia (9/9/13)
<b>Fumbles Forced:</b>	1, twice, last at Indianapolis (11/30/14)



**19**

# RASHAD ROSS

**WR****6-0 // 180****2nd NFL Season // Arizona State****DOB: Feb. 2, 1990 // Vallejo (Calif.) H.S.**

## MILESTONES

NFL debut: 9/22/14 [at NYJ]... Redskins debut: 9/20/15 [vs. STL]... First reception: 9/24/15 [at NYG, 7 yards from Kirk Cousins]... First KR TD: 9/24/15 [at NYG, 101 yards]

## TRANSACTIONS

Originally entered the NFL with the Tennessee Titans as a college free agent on May 9, 2013... Waived by the Titans on August 31, 2013... Signed to the Titans' practice squad on September 1, 2013... Waived by the Titans on October 29, 2013... Signed to the Kansas City Chiefs' practice squad on November 12, 2013... Waived by the Chiefs on May 12, 2014... Signed by the Washington Redskins on May 23, 2014... Waived by the Redskins on August 26, 2014... Signed to the Chicago Bears' practice squad on September 1, 2014... Signed to the Bears' active roster on September 16, 2014... Waived by the Bears on September 30, 2014... Signed to the Bears' practice squad on October 2, 2014... Released from the Bears' practice squad on October 7, 2014... Signed to the Redskins' practice squad on October 14, 2014... Released from the Redskins' practice squad on November 17, 2014... Signed to the Redskins' practice squad on December 8, 2014.

## PRO

Enters 2016 having previously appeared in 15 regular season games from 2014-15, posting eight catches for 184 yards with a receiving touchdown and recording 790 yards and a touchdown on 33 kickoff returns in his first two seasons.

## YEAR-BY-YEAR

### 2015 (REDSKINS)

Appeared in 13 regular season games and one postseason contest... Gained 184 yards on eight receptions with a receiving touchdown, and also added 684 yards on 28 kickoff returns, including a 101-yard kickoff return for touchdown. Also scored on a blocked punt recovery... Inactive vs. MIA (9/13)... Recorded a 23-yard kickoff return in Redskins debut vs. STL (9/20)... Scored his first career kickoff return touchdown at NYG (9/24) on a 101-yard return in the fourth quarter. The kickoff return touchdown was the Redskins' first since Oct. 31, 2010 (Brandon Banks, 96 yards at DET), and the return tied Brian Mitchell for the second-longest in team history (vs. SD on Dec. 6, 1998). Also recorded first career NFL reception, gaining seven yards on a pass from Kirk Cousins in the fourth quarter and adding another reception for 20 yards later in the game... Caught a career-long 43-yard pass vs. PHI (10/4)... Returned two kickoffs an average of 26.5 yards and drew a 42-yard pass interference penalty on offense at ATL (10/11)... Returned five kickoffs for 96 yards (19.2 avg.), caught one pass for 16 yards and recovered a blocked punt in the end zone at NYJ (10/18) for his second touchdown of the year. The blocked punt returned for touchdown was the Redskins' first since Nov. 7, 2004 vs. Detroit (Walt Harris)... Averaged 24.0 yards on two kickoff returns vs. TB (10/25)... Inactive at NE (11/8)... Gained 29 yards on two kickoff returns vs. NO (11/15)... Inactive at CAR (11/22)... Returned a kickoff 25 yards vs. NYG (11/29)... Gained 117 yards on four kickoff returns including a 41-yarder to set up a game-tying score late in the fourth quarter vs. DAL (12/7)... Caught two passes for 47 yards and averaged

22 yards on two kickoff returns in a win at CHI (12/13)... Averaged 16.7 yards on three kickoff returns in a win vs. BUF (12/20)... Returned a kickoff 19 yards in a division-clinching win at PHI (12/26)... Caught two passes for 71 yards including his first career receiving touchdown on a 71-yard pass from Colt McCoy at DAL (1/3)... Averaged 19.2 yards on five kickoff returns and caught a two-yard pass in NFC Wild Card Round vs. GB (1/10).

### 2014 (BEARS/REDSKINS)

Spent the offseason with the Redskins before being waived on Aug. 26... Signed to the Chicago Bears' practice squad and signed to the active roster in Week 3... Made his NFL debut in Week 3 at NYJ and also saw playing time a week later vs. GB... Re-signed with the Redskins on Oct. 14, joining the team's practice squad before being released on Nov. 17... Re-joined the Redskins' practice squad on Dec. 8.

### 2013 (TITANS/CHIEFS)

Signed with the Titans as a college free agent on May 9... Released during preseason roster cuts but signed to Titans' practice squad a day later... Spent the first eight weeks of the season with Titans before being released on Oct. 29... Signed to the Chiefs' practice squad in Week 10.

## COLLEGE

Appeared in 26 career games with 14 starts at Arizona State from 2011-12 and caught 55 receptions for 864 yards and seven touchdowns over two seasons... Also added 28 kickoff returns for 779 yards and two touchdowns, including a 100-yarder against Colorado and a 98-yarder against Boise State in the MAACO Las Vegas Bowl... As a senior in 2012, played in 13 games and hauled in 37 receptions for 610 yards with six touchdowns and returned 15 kickoffs for 384 yards with a touchdown... As a junior in 2011, saw action in 13 contests and collected 254 receiving yards and a touchdown on 18 catches... Attended Butte College as a sophomore in 2010, totaling 368 receiving yards on 17 receptions with three touchdowns and added 180 rushing yards, 498 kickoff return yards and 195 punt return yards... As a freshman at Butte, caught 11 passes for 246 yards (22.4 avg.) and two touchdowns... As a member of the Arizona State outdoor and indoor track teams, set a career best in the 200m (21.01 seconds) at the Pac-12 Championship. Was a member of the Pac-12 Championship first place 4x100m relay and 200m indoor teams... Earned a degree in criminal justice.

## PERSONAL

Attended Vallejo (Calif.) H.S.... Caught 21 passes for 323 yards with a touchdown and rushed 48 times for 268 yards with two touchdowns as senior in 2008... Added 30 tackles, five interceptions, three pass deflections, one forced fumble and one fumble recovery on defense... Participated in the DeSean Jackson Golf Tournament to benefit the Sol Goldman Pancreatic Cancer Center at Johns Hopkins and anti-bullying initiatives around the Washington, D.C., area in 2015... Born Feb. 2, 1990.

## YEAR-BY-YEAR STATS

## RECEIVING

Year	Team	GP	GS	Rec	Yds	Avg	Lg	TD
2014	Was	16	4	36	453	12.6	61	2
2015	Was	9	0	11	135	12.3	38	0
<b>Career</b>		<b>87</b>	<b>39</b>	<b>229</b>	<b>2711</b>	<b>11.8</b>	<b>74t</b>	<b>13</b>

## KICK RETURN

Year	Team	KR	Yds	Avg	Lg	TD
2014	Was	30	710	23.7	45	0
2015	Was	7	231	33	99t	1
<b>Career</b>		<b>53</b>	<b>1300</b>	<b>24.5</b>	<b>99t</b>	<b>1</b>

## ADDITIONAL

Blocked Punt Recovery TD: 1 in 2015 (at NYJ, 10/18/15)

## POSTSEASON

Year	Team	GP	GS	Rec	Yds	Avg	Lg	TD
2015	Was	9	0	11	135	12.3	38	0
<b>Career</b>		<b>87</b>	<b>39</b>	<b>229</b>	<b>2711</b>	<b>11.8</b>	<b>74t</b>	<b>13</b>

## POSTSEASON KICK RETURN

Year	Team	KR	Yds	Avg	Lg	TD
2015	Was	5	96	19.2	26	0
<b>Career</b>		<b>5</b>	<b>96</b>	<b>19.2</b>	<b>26</b>	<b>0</b>

## CAREER HIGHS

## SINGLE-GAME

<b>Receptions:</b>	2, three times, last at Dallas (1/3/16)
<b>Receiving Yards:</b>	71, at Dallas (1/3/16)
<b>Receiving TD:</b>	1, last at Dallas (1/3/16)
<b>Kick Returns:</b>	5 (reg. season), at NY Jets (10/18/15)
<b>Kick Return Yards:</b>	158, at NY Giants (9/24/15)
<b>Kick Return TD:</b>	1, at NY Giants (9/24/15)

**75**

# BRANDON SCHERFF

**G****6-5 // 323****2nd NFL Season // Iowa****DOB: Dec. 26, 1991 // Denison (Iowa) H.S.**

## HONOR ROLL

2015 PFWA All-Rookie Team

## MILESTONES

NFL debut: 9/13/15 (vs. MIA)

## TRANSACTIONS

Originally selected by the Washington Redskins in the first round (fifth overall) of the 2015 NFL Draft.

## PRO

Enters 2016 having previously started 16 regular season and one postseason game as a PFWA All-Rookie performer in 2015.

## YEAR-BY-YEAR

### 2015 (REDSKINS)

Started all 16 regular season games and one postseason game played by the organization, earning PFWA All-Rookie honors. Missed only one offensive snap on the year, exiting the field momentarily after losing his shoe... Became only the third rookie offensive lineman to start 16 games for Washington (Jon Jansen in 1999 and Chris Samuels in 2000)... Started at right guard in NFL debut and helped the Redskins rush for 161 yards vs. MIA (9/13)... Helped the Redskins post 182 rushing yards in a start at right guard vs. STL (9/20)... Started at right guard at NYG (9/24)... Started at right guard vs. PHI (10/4), helping the offense go 90 yards on its final drive for a come-from-behind victory... Started at right guard at ATL (10/11) and at NYJ (10/18)... Started at right guard in the largest comeback win (24 points) in team history vs. TB (10/25)... Started at right guard at NE (11/8)... Started at right guard vs. NO (11/15), blocking for the Redskins' first combined 300-yard passing game/200-yard rushing game since Super Bowl XXII... Started at right guard at CAR (11/22)... Started at right guard and helped Kirk Cousins throw for his fourth 300-yard game of the season in a win vs. NYG (11/29)... Started at right guard vs. DAL (12/7)... Started at right guard in a win at CHI (12/13)... Started at right guard for Cousins' team-record-setting sixth 300-yard passing game of the season in a win vs. BUF (12/20)... Started at right guard in a division-clinching win at PHI (12/26)... Started at right guard in regular season finale at DAL (1/3)... Started at right guard in NFC Wild Card Round vs. GB (1/10).

## COLLEGE

Played collegiately at Iowa from 2011-14, appearing in 43 games with 36 starts after a redshirt year in 2010... Returned for his senior season in 2014 and started all 13 games, receiving the Outland Trophy, which is awarded annually to the nation's most outstanding interior lineman. Earned unanimous consensus All-American honors and was named first-team All-Big Ten for the second consecutive season. Also won the Rimington-Pace Offensive Lineman of the Year award in the Big Ten Conference... Started in all 13 games in which he appeared as a junior in 2013, earning second-team All-American honors from the Football Writers Association of America and earned first-team All-Big Ten honors from league coaches, Sporting News, Phil Steele and others... As

a sophomore in 2012, started in all seven games in which he appeared and played every offensive snap in six games... Started in three of the 10 games in which he appeared as a freshman in 2011... Redshirted in 2010.

## PERSONAL

Attended Denison (Iowa) H.S., where he was a five-sport athlete who competed in football, basketball, baseball, tennis and track and field... Played offensive and defensive lineman in his final two seasons after playing quarterback as a sophomore... Earned first team all-state honors on offense as a senior and was second team all-state on defense as a junior... Collected 31 solo tackles and 51 assists with 16 tackles for loss as a team captain as a senior. Recorded 200 receiving yards and five touchdown receptions at tight end as a junior a year after passing for 1,200 yards as a sophomore... Earned first team all-district, all-conference and all-state honors in baseball... Holds school shot put record and won state title in the event as a sophomore, while placing third as a freshman and second as a junior... Is an avid fisherman and hunter... Earned degree in Sports Studies and intends to be a coach following his playing career... Son of Cindy and Bob Scherff... Born Dec. 26, 1991.

## COMMUNITY

Active in the D.C. area as a rookie in 2015... Attended Youth For Tomorrow's Burgundy & Golf Banquet to support local teenage boys and girls experiencing traumatic circumstances with their families... Led elementary students through drills to promote physical fitness, healthy lifestyle habits and proper nutrition at the Fuel Up to Play 60 Mini-Combine... Participated in a Marine Corps Quantico tour to experience Marine life while stationed on base... Participated in the inaugural Redskins Charity Golf Classic to benefit children in the community... Attended the Rookie Community Club's Military Appreciation BBQ to honor active duty service members and their families, as well as Wounded Warriors... Assembled care packages for victims of domestic violence in collaboration with the Fear 2 Freedom and Rookie Community Club... Ate dinner with 31 women battling breast cancer at the All-Star Survivors Celebration.

## YEAR-BY-YEAR STATS

### GAMES/STARTS

Year	Team	G	GS
2015	Was	16	16
Career		16	16

### POSTSEASON

Year	Team	G	GS
2015	Was	1	1
Career		1	1

**94**

# PRESTON SMITH

**LB****6-5 // 268****2nd NFL Season // Mississippi State****DOB: Nov. 17, 1992 // Stephenson H.S. (Stone Mountain, Ga.)**

## MILESTONES

NFL debut: 9/13/15 (vs. MIA)... First sack: 9/13/15 (vs. MIA, Ryan Tannehill)... First FF: 9/13/15 (vs. MIA, Ryan Tannehill)... First FR: 9/13/15 (vs. MIA, Ryan Tannehill)

## TRANSACTIONS

Originally selected by the Washington Redskins in the second round (38th overall) of the 2015 NFL Draft.

## PRO

Enters 2016 having appeared in all 16 regular season games and one postseason game for the Redskins in 2015, compiling 30 regular season tackles (20 solo), 8.0 sacks, four passes defended, three forced fumbles and a fumble recovery as a rookie... Scored the first points of his career in the 2015 postseason, sacking Aaron Rodgers for a safety in the NFC Wild Card Round.

## YEAR-BY-YEAR

### 2015 (REDSKINS)

Played in all 16 regular season games and one postseason game for the Redskins, earning a number of plaudits for his play in his rookie season including inclusion on Gil Brandt's NFL.com All-Rookie squad. Posted 30 tackles (20 solo), 8.0 sacks, four passes defended, three forced fumbles and a fumble recovery in the regular season... Led all NFL rookies in sacks, becoming the first member of the Redskins to do so since Brian Orakpo in 2009... Made NFL debut vs. MIA (9/13), recording his first career sack, forced fumble and fumble recovery on a single play when he jarred the ball loose from Dolphins quarterback Ryan Tannehill and recovered the ball 25 yards downfield. Also forced a fumble on special teams... Registered a pass defended in a win vs. STL (9/20)... Played on defense and special teams at NYG (9/24)... Recorded three solo tackles including a sack vs. PHI (10/4)... Made two solo tackles at ATL (10/11)... Added an assisted tackle at NYJ (10/18)... Recorded four tackles (two solo) in the largest comeback win (24 points) in team history vs. TB (10/25)... Registered a solo tackle at NE (11/8)... Added an assisted tackle in a win vs. NO (11/15)... Made three tackles (two solo) including a sack at CAR (11/22)... Recorded three tackles (one solo) and a pass defended in a win vs. NYG (11/29)... Posted a solo tackle vs. DAL (12/7)... Made a solo tackle in a win at CHI (12/13)... Recorded four tackles (two solo) including a five-yard sack in a win vs. BUF (12/20)... Posted four tackles (three solo), three sacks and a forced fumble in a division-clinching win at PHI (12/26), the first multi-sack game of his career. His three sacks were the most in a game by a Redskins rookie since Dec. 13, 2013 (Brian Orakpo, four at Oakland)... Recorded a sack at DAL (1/3) to push his season sack total to 8.0, the second-most by a Redskins rookie since sacks became an official statistic in 1982 (11.0, Orakpo in 2009). Became the first member of the Redskins to lead all NFL rookies in sacks in a season since Orakpo in 2009. Posted a sack in three consecutive games for the first time in his career... In NFC Wild Card Round vs. GB (1/10), tallied three tackles (two solo) including a five-yard sack of Aaron Rodgers for a safety. The safety was the Redskins' first in the postseason since recording a team safety in the NFC Divisional Round vs. the Chicago Bears on Dec. 30, 1984.

## COLLEGE

Played collegiately at Mississippi State from 2011-14, playing in 47 games with 24 starts... Recorded 134 career tackles (27 for loss), 16 sacks, five forced fumbles and two interceptions... As a senior in 2014, started all 13 games and became the first player in SEC history to be named SEC Defensive Lineman of the Week for three consecutive weeks. Recorded nine sacks and posted at least one tackle for loss in 12 of the team's 13 games en route to first-team All-SEC honors as selected by the league's coaches... Started 11 of the 12 games in which he played as a junior in 2013, compiling 44 tackles (29 solo, 6.5 for loss) with 2.5 sacks. Named Most Outstanding Defensive Player of the Liberty Bowl... As a sophomore in 2012, played in all 13 games and led team with 4.5 sacks... Played in the final eight games of the season as a freshman in 2011.

## PERSONAL

Attended Stephenson H.S. in Stone Mountain, Ga., where he was credited with 68 total tackles including nine sacks as a senior for the 9-2 Jaguars... As a junior, played on an 11-1 squad that won the Region 2 crown... Rated a three-star prospect by Rivals.com... Played for Stephenson team that had 29 of 32 senior players sign a college scholarship... Participated in the 2015 Senior Bowl... Majored in interdisciplinary studies... Born Nov. 17, 1992.

## COMMUNITY

Active in the D.C. area as a rookie in 2015... Attended Youth For Tomorrow's Burgundy & Golf Banquet to support local teenage boys and girls experiencing traumatic circumstances with their families... Led elementary students through drills to promote physical fitness, healthy lifestyle habits and proper nutrition at the Fuel Up to Play 60 Mini-Combine... Participated in a Marine Corps Quantico tour to experience Marine life while stationed on base... Participated in the inaugural Redskins Charity Golf Classic to benefit children in the community... Attended the Rookie Community Club's Military Appreciation BBQ to honor active duty service members and their families, as well as Wounded Warriors... Assembled care packages for victims of domestic violence in collaboration with the Fear 2 Freedom and Rookie Community Club.

## YEAR-BY-YEAR STATS

## DEFENSE

Year	Team	G	GS	Tack	Solo	Sack	INT	PD
2015	Was	16	1	30	20	8	0	4
<b>Career</b>		<b>16</b>	<b>1</b>	<b>30</b>	<b>20</b>	<b>8</b>	<b>0</b>	<b>4</b>

\*Tackle stats according to STATS, LLC

## ADDITIONAL

FF-FR: 3-1 in 2015

Safeties: 1 (2015 Postseason)


## POSTSEASON

Year	Team	G	GS	Tack	Solo	Sack	INT	PD
2015	Was	1	0	3	2	1	0	0
<b>Career</b>		<b>1</b>	<b>0</b>	<b>3</b>	<b>2</b>	<b>1</b>	<b>0</b>	<b>0</b>

## CAREER HIGHS

## SINGLE-GAME

<b>Total Tackles:</b>	4, three times, last at Philadelphia (12/26/15)
<b>Solo Tackles:</b>	3, twice, last at Philadelphia (12/26/15)
<b>Sacks:</b>	3, at Philadelphia (12/26/15)
<b>Forced Fumbles:</b>	2, vs. Miami (9/13/15)
<b>Fumble Recoveries:</b>	1, vs. Miami (9/13/15)
<b>Safeties:</b>	1, vs. Green Bay (1/10/16)

**50**

# MARTRELL SPAIGHT

**LB****6-0 // 238****2nd NFL Season // Arkansas****DOB: Aug. 5, 1993 // North Little Rock (Ark.) H.S.**

## MILESTONES

NFL debut: 9/13/15 (vs. MIA)

## TRANSACTIONS

Originally selected by the Washington Redskins in the fifth round (141st overall) of the 2015 NFL Draft.

## YEAR-BY-YEAR

### 2015 (REDSKINS)

Made NFL debut vs. MIA (9/13)... Inactive vs. STL (9/20)... Placed on Reserve/Injured list on Sept. 22.

## COLLEGE

Played collegiately at Arkansas from 2013-14 after spending two seasons at Coffeyville (Kan.) Community College from 2011-12... Played in 21 career games at Arkansas with 15 starts... As a senior in 2014, started all 13 games and recorded an SEC-leading 128 tackles en route to becoming a consensus first-team All-SEC selection. Also recorded 10.5 tackles for loss, two forced fumbles, one fumble recovery and an interception he returned for 30 yards... Played in nine games for the Razorbacks in 2013, starting twice. Recorded 22 tackles with a sack... Was a two-time junior college All-American at Coffeyville, being named a first-team NJCAA All-American and the Jayhawk Community College Conference's Defensive Player of the Year as a sophomore in 2012... Recorded 130 tackles as a sophomore and 101 tackles as a freshman.

## PERSONAL

Attended North Little Rock (Ark.) H.S., where he was a 7A Central all-state selection as a senior... Participated in the 2015 Senior Bowl... Son of Mark and Tela Spaight... Last name pronounced "SPAYT"... Born Aug. 5, 1993.

## COMMUNITY

Active in the community as a rookie in 2015... Led elementary students through drills to promote physical fitness, healthy lifestyle habits and proper nutrition at the Fuel Up to Play 60 Mini-Combine... Participated in the Yellow Ribbons United Playfield in the Park event to support children and teens who have lost or are missing a family member in the military... Participated in a Marine Corps Quantico tour to experience Marine life while stationed on base... Participated in the inaugural Redskins Charity Golf Classic to benefit children in the community. Attended the Rookie Community Club's Military Appreciation BBQ to honor active duty service members and their families, as well as Wounded Warriors... Assembled care packages for victims of domestic violence in collaboration with the Fear 2 Freedom and Rookie Community Club... Waited tables to raise money for Ryan Kerrigan's Blitz for the Better Foundation.

## YEAR-BY-YEAR STATS

### DEFENSE

Year	Team	G	GS	Tack	Solo	Sack	INT	PD
2015	Was	1	0	0	0	0	0	0
<b>Career</b>		<b>1</b>	<b>0</b>	<b>0</b>	<b>0</b>	<b>0</b>	<b>0</b>	<b>0</b>

*\*Tackle stats according to STATS, LLC*

57



# NICK SUNDBERG

LS

6-0 // 245

7th NFL Season // California

DOB: July 29, 1987 // North Canyon H.S. (Phoenix, Ariz.)

## MILESTONES

NFL debut: 9/12/10 (vs. DAL)

## TRANSACTIONS

Originally entered the NFL with the Carolina Panthers as a college free agent on May 1, 2009... Waived by the Panthers on August 7, 2009... Signed to the Baltimore Ravens' practice squad on December 23, 2009... Signed with the Washington Redskins as a free agent on January 28, 2010... Re-signed with the Redskins as a restricted free agent on March 11, 2013.

## PRO

Enters 2016 having appeared in 77 career regular season games, all with Washington... Became a cult hero in 2012 after snapping an entire half with a broken arm during the team's season-opening win at NO... Had an 8-0 record in regular season games in which he played in 2012.

## YEAR-BY-YEAR

### 2015 (REDSKINS)

Played in all 16 regular season games and one postseason contest... Snapped in season opener vs. MIA (9/13)... Snapped for kicker Dustin Hopkins' NFL debut vs. STL (9/20)... Snapped at NYG (9/24)... Snapped for Hopkins' career-high three field goals vs. PHI (10/4)... Snapped for Hopkins' then-career-long 52-yard game-tying field goal with no time remaining in regulation at ATL (10/11)... Snapped for Hopkins' second consecutive game with a field goal of 50+ yards at NYJ (10/18)... Snapped in the largest comeback win [24 points] in team history vs. TB (10/25)... Snapped at NE (11/8)... Snapped for Hopkins' career-high four field goals in a win vs. NO (11/15)... Snapped at CAR (11/22)... Snapped in a win vs. NYG (11/29)... Snapped for Hopkins' three field goals vs. DAL (12/7)... Snapped in a win at CHI (12/13), including Hopkins' eventual 47-yard game-winner early in the fourth quarter... Played in his 75th career game while snapping for Hopkins' five PATs in a win vs. BUF (12/20)... Snapped in a division-clinching win at PHI (12/26)... Snapped in regular season finale at DAL (1/3)... Snapped in the NFC Wild Card Round vs. GB (1/10).

### 2014 (REDSKINS)

Played in all 16 games... Handled long-snapping duties at HOU (9/7) and vs. JAX (9/14)... Snapped for kicks and punts at PHI (9/21) and helped kicker Kai Forbath push his career-long streak to 18 consecutive field goal attempts... Handled long snapping duties vs. NYG (9/25)... Snapped vs. SEA (10/6), including for punter Tress Way's eight punts for 399 yards... Handled long snapping duties at ARI (10/12)... Snapped for Kai Forbath's career-high four field goals including a game-winning 22-yarder at the end of regulation vs. TEN (10/19)... Snapped for Kai Forbath's two field goals including a 40-yard game-winner in an overtime win at DAL (10/27)... Handled long snapping duties at MIN (11/2) and vs. TB (11/16)... Snapped for eight Tress Way punts and three successful kicks [two field goals, one PAT] for Kai Forbath at SF (11/23)... Snapped for six Tress Way punts and five successful Kai Forbath kicks [two field goals, three PATs] at IND (11/30)... Snapped vs. STL (12/7) and at NYG (12/14)... Snapped vs. PHI (12/20), including on the 26-yard

game-winning field goal by Kai Forbath with five seconds remaining... Snapped vs. DAL (12/28).

### 2013 (REDSKINS)

Played in five games before suffering a season-ending injury... Snapped for all kicks and punts vs. PHI (9/9)... Snapped for all kicks and punts at GB (9/15), including the first point of kicker John Potter's career on a third-quarter PAT... Snapped for all kicks and punts, including Potter's first career made field goal vs. DET (9/22)... Snapped for all kicks and punts at OAK (9/29)... Snapped at DAL (10/13) before leaving the game with a knee injury... Placed on the Reserve/Injured list on Oct. 15.

### 2012 (REDSKINS)

Appeared in eight regular season games, with the Redskins finishing the regular season 8-0 in games in which he served as long snapper... Was the long snapper during the Redskins' 40-32 win at NO (9/9), snapping for all 16 points scored by kicker Billy Cundiff [4/4 FG, 4/4 PAT] despite playing with a broken arm for the entire second half... Placed on Reserve/Injured list following the game but was designated for return... Returned to action in Week 11 in a win vs. PHI (11/18)... Snapped in a Thanksgiving Day win at DAL (11/22), including snapping on Kai Forbath's fourth-quarter field goal that pushed Forbath to 10-for-10 in his career... Snapped in a win vs. NYG (12/3) on Monday Night Football... Snapped in a win vs. BAL (12/9)... Snapped in a win at CLE (12/16)... Snapped in a win at PHI (12/23), including for the 17th consecutive made field goal to open kick Kai Forbath's career, setting an NFL record... Snapped in a division-clinching win vs. DAL (12/30)... Made his postseason debut in the NFC Wild Card Round vs. SEA (1/6).

### 2011 (REDSKINS)

Appeared in all 16 games at long snapper... Snapped for kicker Graham Gano's 4-for-4 performance on PATs vs. NYG (9/11)... Snapped for kicker Graham Gano's 3-for-4 field goal attempts and 1-for-1 PATs vs. ARI (9/18)... Snapped for kicker Graham Gano's 3-for-4 field goal attempts and 1-for-1 PATs at DAL (9/26)... Snapped for kicker Graham Gano's 1-for-1 on field goal attempts and 2-for-2 PATs at STL (10/2)... Snapped for kicker Graham Gano's 2-for-2 on field goal attempts and 1-for-1 PATs vs. PHI (10/16)... Snapped for kicker Graham Gano's 2-for-2 on field goal attempts and 2-for-2 PATs at CAR (10/23)... Snapped for kicker Graham Gano's 0-for-1 field goal attempts at BUF (10/30)... Snapped for kicker Graham Gano's 1-for-1 field goal attempts vs. SF (11/6)... Snapped for kicker Graham Gano's 3-for-5 field goal attempts at MIA (11/13)... Snapped for kicker Graham Gano's 1-for-2 field goal attempts at SEA (11/27)... Snapped for kicker Graham Gano's 4-for-4 field goal attempts vs. NYJ (12/4)... Snapped for kicker Graham Gano's 2-for-2 field goal attempts vs. NE (12/11)... Snapped for kicker Graham Gano's 3-for-3 field goal attempts at NYG (12/18)... Snapped for kicker Graham Gano's 4-for-4 field goal attempts vs. MIN (12/24)... Snapped for kicker Graham Gano's 1-for-2 field goal attempts at PHI (1/1/12)... Also spent the season snapping for punter Sav Rocca, who had the third-best net punting season in team history (39.0 net yards per punt).

### 2010 (REDSKINS)

Appeared in all 16 regular season games... Made his NFL debut vs. DAL (9/12) while handling all long snapping duties... Handled all long snapping duties vs. HOU (9/19), at STL (9/26) and at PHI (10/3)... Handled long snapping duties vs.

GB (10/10). Snapped for kicker Graham Gano's game-tying and game-winning field goals. ... Handled all long snapping duties vs. IND (10/17), at CHI (10/24), at DET (10/31), vs. PHI (11/15), at TEN (11/21), vs. MIN (11/28), at NYG (12/5), vs. TB (12/12), at DAL (12/19) and at JAX (12/26)... Handled long snapping duties vs. NYG (1/2) and had one special teams tackle.

#### 2009 [RAVENS]

Spent the final two weeks of the regular season and two playoff games as a member of the Baltimore Ravens' practice squad.

### COLLEGE

Played in 52 consecutive games as the long snapper at California... Started at long snapper all four years at California.

### PERSONAL

Attended North Canyon H.S. in Phoenix, serving as a team captain and earning all-region honorable mention his senior season. Also participated in track and wrestling... Majored in legal studies at California.

### COMMUNITY

Has been active with the Washington Redskins Charitable Foundation throughout his tenure with the Redskins... In 2015, delivered a charity prize pack to a Hamilton Elementary School student who used football to overcome early learning disabilities, attended IIIB's Pink Tie Gala to support breast cancer survivors, attended the 136th annual Easter Egg Roll on the White House South Lawn, played video games online with active serving military members stationed overseas as a part of the Salute: Pros vs GI Joes, led students through exercise stations and Redskins Play 60 activities to promote a healthy lifestyle at the Recess with the Redskins Powered by United Way event, attended the Draft Day Party and Redskins Golf Classic, treated Steuart Weller Elementary to a Play 60 celebration, assembled care packages for victims of domestic violence in collaboration with the Fear 2 Freedom and Rookie Community Club, interacted with children during training camp at Redskins All-Star Experience, participated in the WDW Wives Fashion Show, met with 31 women battling breast cancer at the All-Star Survivors Celebration, played in a flag football tournament with 120 middle school students, hosted seven TAPS families for a military appreciation event at Top Golf in Ashburn, Va., attended Capitol File's 10th Anniversary Celebration at the House of Sweden and welcomed 1,100 children into the Redskins locker room at FedExField to meet Santa and take home toys for Christmas at Skins Santa Shoppe... In 2014, led elementary students through drills to promote physical fitness, healthy lifestyle habits and proper nutrition at the Fuel Up to Play 60 Mini-Combine, greeted fans at the team's annual Draft Day Party, assisted teammate Tyler Polumbus at Tyler's Kids Outreach Extreme Recess for children with physical and developmental disabilities, raised money for afterschool exercise and wellness programs with actor Matthew McConaughey and teammate Alfred Morris at the Movies with Morris event, welcomed Richmond children to training camp at the Bon Secours training camp facility in Richmond, encouraged students at Dumfries Elementary to exercise for 60 minutes and read for 20 minutes every day, helped provide school supplies and clothes to hundreds of kids in Richmond for the Back to School Shopping Spree presented by Macy's, brought joy to 31 women battling breast cancer at the team's annual All-Star Survivors Celebration, helped raise funds for breast cancer research and services for the American Cancer Society at the SACK Cancer Gala,

coached women through football drills at Redskins Park on WOW Ladies Night Out and played video games online with active serving military members stationed overseas during a Redskins Salute: Pros vs. GI Joes event... In 2013, helped with the Recess at Guilford Elementary School event, attended the annual Harvest Feast event and volunteered at the Adopt a Child Shopping Spree... In 2012, volunteered at the annual Redskins All-Star Survivors Celebration, an event that provides an afternoon of pampering for area women battling breast cancer... In 2011, worked with the Washington Redskins Charitable Foundation and the U.S. Marine Corps to provide 1,100 youth in need with a toy during the holiday season at the annual Skins Santa Shoppe... Helped distribute 3,500 whole turkeys and Thanksgiving food baskets at FedExField to Prince George's County residents in need at the team's annual Harvest Feast... Participated in Pros vs. GI Joes video game competition between Redskins players and troops stationed in Kandahar, Afghanistan... Was active with the Washington Redskins Charitable Foundation in 2010, participating in the PLAY 60 Challenge Mini-Combine, Hometown Huddle, Rehabbing with the Troops, Harvest Feast, Renaldo Wynn's Adopt a Child for the Holidays and Skins Santa Shoppe.

### YEAR-BY-YEAR STATS

#### GAMES/STARTS

Year	Team	G	GS
2010	Was	16	0
2011	Was	16	0
2012	Was	8	0
2013	Was	5	0
2014	Was	16	0
2015	Was	16	0
<b>Career</b>		<b>77</b>	<b>0</b>

#### POSTSEASON

Year	Team	G	GS
2012	Was	1	0
2015	Was	1	0
<b>Career</b>		<b>2</b>	<b>0</b>



**25**

# CHRIS THOMPSON

**RB****5-8 // 195****3rd NFL Season // Florida State****DOB: Oct. 20, 1990 // Madison County H.S. (Madison, Fla.)**

## MILESTONES

NFL debut: 9/9/13 (vs. PHI)... First PR: 9/9/13 (vs. PHI, 5 yards)... First KR: 9/9/13 (vs. PHI, 14 yards)... First receiving TD: 12/14/14 (at NYG, 9 yards from Robert Griffin III)

## TRANSACTIONS

Originally selected by the Washington Redskins in the fifth round (154th overall) of the 2013 NFL Draft... Waived by the Redskins on August 30, 2014... Signed to the Redskins' practice squad on August 31, 2014... Signed to the Redskins' active roster on December 11, 2014... Re-signed with the Redskins on March 17, 2016.

## PRO

Third down back who enters 2016 having previously appeared in 19 career regular season games... In first three seasons (2013-15), rushed 38 times for 228 yards and caught 41 passes for 267 yards with three rushing touchdowns.

## YEAR-BY-YEAR

### 2015 (REDSKINS)

Played in a career-high 13 games, rushing 35 times for 216 yards (6.2 avg.) and recording 35 receptions for 240 yards (6.9 avg.) with two receiving touchdowns, all career highs. Also played in one postseason contest... Recorded a career-long 36-yard kick return and added 11 rushing yards on three carries. vs. MIA (9/13)... Converted a crucial third down in the fourth of a win vs. STL (9/20), recording his only catch of the day for 10 yards... Caught team-high eight passes for 57 yards with a touchdown and rushed twice for 29 yards at NYG (9/24). Marked first time since Week 11 of 2014 that a running back led the team in receptions in a game (Roy Helu, Jr.). Became the first member of the Redskins to record a receiving touchdown in consecutive road games against the Giants since Santana Moss across the 2011-12 seasons... Recorded career high in rushing attempts (six) and a then-career-high in rushing yards (53) vs. PHI (10/4). Recorded a career-long 42-yard run on third-and-19 in the first quarter... Rushed three times for 15 yards and caught six passes for 33 yards at ATL (10/11)... Rushed five times for 12 yards and led the team in receptions with six for 26 yards at NYJ (10/18)... Inactive with a back injury vs. TB (10/25)... Caught two passes for 21 yards and recorded an 18-yard kickoff return at NE (11/8)... Rushed twice for a career-high 54 yards and caught one pass for 23 yards vs. NO (11/15)... Gained 10 yards on four carries and caught three passes for seven yards at CAR (11/22)... Rushed twice for seven yards, caught a nine-yard pass and returned a kickoff nine yards in a win vs. NYG (11/29)... Caught four passes for 18 yards and added a six-yard carry vs. DAL (12/7)... Inactive with a shoulder injury at CHI (12/13) and vs. BUF (12/20)... Recorded a 12-yard touchdown reception in a division-clinching win at PHI (12/26)... Rushed seven times for 19 yards in regular season finale at DAL (1/3)... Recorded eight receptions for 89 receiving yards in NFC Wild Card Round vs. GB (1/10). His eight receptions were the most by a running back in a post-season game in team history. Also gained 25 yards on his first career postseason carry.

### 2014 (REDSKINS)

Spent the first 14 weeks of the season on the team's practice squad before being promoted to the active roster on Dec. 11... Made season debut at NYG (12/14), recorded three rushes for 12 yards and three receptions for 22 yards and a touchdown. Scored a touchdown on the first reception of his career on a nine-yard pass from Griffin III, becoming the first member of the Redskins to score a touchdown on his first career reception since Darrel Young vs. Philadelphia on Nov. 15, 2010... Caught three passes for five yards vs. PHI (12/20)... Inactive vs. DAL (12/28).

### 2013 (REDSKINS)

Appeared in four games as a rookie as a kick and punt returner. Returned eight kickoffs for 160 yards (20.0 avg.) and seven punts for 36 yards (5.1 avg.)... Made his NFL debut vs. PHI (9/9), returning three kickoffs for 56 yards (18.7 avg.) and one punt for five yards... Returned three kicks for 59 yards (19.7 avg.) and two punts for nine yards (4.5 avg.) at GB (9/15)... Vs. DET (9/22), had two punt returns for 11 yards (5.5 avg.) and recorded two kickoff returns for 45 yards (22.5 avg.)... Had two punt returns for 11 yards at OAK (9/29)... Inactive at DAL (10/13), vs. CHI (10/20), at DEN (10/27), vs. SD (11/3) and at MIN (11/7)... Placed on the Reserve/Injured list on Nov. 12.

## COLLEGE

Appeared in 38 games with eight starts at Florida State, rushing 277 times for 1,735 yards with 14 rushing touchdowns as well as compiling 45 receptions for 430 yards with one receiving touchdown... As a senior in 2012, carried 91 times for 687 yards and five touchdowns in only eight games before suffering a season-ending knee injury. Before injury, was on pace to become FSU's first 1,000-yard back since Warrick Dunn in 1996... Was a co-winner of the ACC's Brian Piccolo Award as the Most Courageous player in 2012 after returning from two broken vertebrae in his back suffered at Wake Forest in early October of 2011... Earned All-ACC second team honors from the media and coaches... Turned in three 100-yard rushing performances in 2012, highlighted by his career-best 197 yards against Wake Forest, which included TD runs of 74 and 80 yards... Was given the Leadership Award on offense at the team's annual banquet... Played in the first five games and started twice in 2011... Was fourth on the team in carries (29) and yards (83)... In 2010, led the Seminoles in rushing with 845 yards on 134 carries, including six rushing touchdowns... Appeared in 14 games with six starts that season and was a home run threat, scoring on runs of 90, 83 and 70 yards. Named Chick-fil-A Bowl Offensive MVP after logging 147 yards on a career-high 25 carries against South Carolina.

## PERSONAL

Ranked as the nation's second best all-purpose player coming out of Madison County [Fla.] H.S... Was a four-star prospect who earned PrepStar and Under Armour All-American honors... Battled ankle injuries throughout his senior season... Rushed for 2,300 yards and 33 TDs in leading his team to the state championship... Ran for 203 yards and two TDs in the 2007 state championship game... Born on Oct. 20, 1990.

## YEAR-BY-YEAR STATS

## RUSHING

Year	Team	GP	GS	Att	Yds	Avg	Lg	TD
2013	Was	4	0	0	0	0	0	0
2014	Was	2	0	3	12	4	7	0
2015	Was	13	0	35	216	6.2	42	0
<b>Career</b>		<b>19</b>	<b>0</b>	<b>38</b>	<b>228</b>	<b>6</b>	<b>42</b>	<b>0</b>

## RECEIVING

Year	Team	GP	GS	Rec	Yds	Avg	Lg	TD
2013	Was	4	0	0	0	0	0	0
2014	Was	2	0	6	27	4.5	9t	1
2015	Was	13	0	35	240	6.9	23	2
<b>Career</b>		<b>19</b>	<b>0</b>	<b>41</b>	<b>267</b>	<b>6.5</b>	<b>23</b>	<b>3</b>

## KICK RETURN

Year	Team	KR	Yds	Avg	Lg	TD
2013	Was	8	160	20	28	0
2015	Was	3	63	21	36	0
<b>Career</b>		<b>11</b>	<b>223</b>	<b>20.3</b>	<b>36</b>	<b>0</b>

## PUNT RETURN

Year	Team	KR	Yds	Avg	Lg	TD
2013	Was	7	36	5.1	11	0
<b>Career</b>		<b>7</b>	<b>36</b>	<b>5.1</b>	<b>11</b>	<b>0</b>

## ADDITIONAL

Fumbles-Lost: 2-0 in 2015

## POSTSEASON STATS

## RUSHING

Year	Team	GP	GS	Att	Yds	Avg	Lg	TD
2015	Was	1	0	1	25	25.0	25	0
<b>Career</b>		<b>1</b>	<b>0</b>	<b>1</b>	<b>25</b>	<b>25.0</b>	<b>25</b>	<b>0</b>

## RECEIVING

Year	Team	GP	GS	Rec	Yds	Avg	Lg	TD
2015	Was	1	0	8	89	11.1	38	0
<b>Career</b>		<b>1</b>	<b>0</b>	<b>8</b>	<b>89</b>	<b>11.1</b>	<b>38</b>	<b>0</b>

## CAREER HIGHS

## SINGLE-GAME

<b>Carries:</b>	7, at Dallas (1/3/16)
<b>Rushing Yards:</b>	54, vs. New Orleans (11/15/15)
<b>Long (Rushing):</b>	42, vs. Philadelphia (10/4/15)
<b>Receptions:</b>	8, twice, last vs. Green Bay (1/10/16)
<b>Receiving Yards:</b>	89, vs. Green Bay (1/10/16)
<b>Receiving TD:</b>	1, last at Philadelphia (12/26/15)
<b>Kick Returns:</b>	3, twice, last at Green Bay (9/15/13)
<b>Kick Return Yards:</b>	59, at Green Bay (9/15/13)
<b>Punt Returns:</b>	2, twice, last at Oakland (9/29/13)
<b>Punt Return Yards:</b>	11, twice, last at Oakland (9/29/13)

**20****GREG TOLER****CB****6-0 // 180****8th NFL Season // Saint Paul's****DOB: Jan. 2, 1985 // Northwestern H.S. (Hyattsville, Md.)****MILESTONES**

NFL debut: 9/20/09 (at JAX)... First NFL start: 9/12/10 (at STL)... First INT: 12/27/09 (vs. STL, Keith Null)... First sack: 10/3/10 (at SD, Philip Rivers)... First INT TD: 12/25/10 (vs. DAL, Jon Kitna)... First FF: 9/12/10 (at STL, Billy Bajema)... First FR: 9/19/10 (at ATL, Matt Ryan)

**TRANSACTIONS**

Originally selected by the Arizona Cardinals in the fourth round (131st overall) of the 2009 NFL Draft... Re-signed with the Cardinals on April 16, 2012... Signed with the Indianapolis Colts as an unrestricted free agent on March 12, 2013... Signed with the Washington Redskins as an unrestricted free agent on April 13, 2016.

**PRO**

Joined the Redskins in the 2016 offseason having previously appeared in 72 regular season games with 47 starts, amassing 251 tackles (221 solo), 47 passes defended, eight interceptions, four forced fumbles, two sacks and one fumble recovery with the Cardinals and Colts from 2009-15.

**YEAR-BY-YEAR****2015 (COLTS)**

Started all 10 games in which he participated at cornerback and totaled 47 tackles (40 solo), one forced fumble and 10 passes defended... Started vs. NE (10/18) and finished with five tackles (three solo) and three passes defended... Started vs. NO (10/25) and recorded seven tackles (five solo), one pass defended and one forced fumble... Posted seven tackles (six solo) and one pass defended at CAR (11/2)... Compiled nine tackles (seven solo) and one pass defended at ATL (11/22).

**2014 (COLTS)**

Started all 15 games in which he played at cornerback and compiled 62 tackles (53 solo), two interceptions (one returned for a touchdown), 1.0 sack, one forced fumble and 10 passes defended. Also started all three postseason games and totaled 18 tackles (16 solo) and four passes defended... At DEN (9/7), totaled four solo tackles and led the team with three passes defended... Started at cornerback and finished with one tackle, one interception and one pass defended vs. PHI (9/15). Marked back-to-back home openers with a pick (Oakland, 2013)... Totaled five tackles, one tackle for loss, one interception and two passes defended at JAX (9/21). Posted the team's fifth touchdown of the game when he returned an interception 47 yards for a score. The interception return for a touchdown was the third of his career and his first since Dec. 16, 2012 against Detroit... Compiled a season-high eight solo tackles at PIT (10/26)... Finished with eight tackles (six solo) vs. NE (11/16)... Contributed five tackles, 1.0 sack and one forced fumble vs. WAS (11/30)... In AFC Wild Card win vs. CIN (1/4), led team with three passes defended... Recorded six tackles (five solo) and one pass defended in AFC Divisional win at DEN (1/11)... Compiled 10 tackles (nine solo) in AFC Championship at New England (1/18).

**2013 (COLTS)**

Competed in nine games with seven starts, posting 24 tackles (17 solo), one interception and seven passes defended...

Made his first start as a member of the Colts at cornerback in the regular season opener vs. OAK (9/8). Intercepted his first pass of the season in the first quarter and added a team-leading two passes defended and three solo tackles... Finished with five tackles (four solo) and a team-leading two passes defended vs. MIA (9/15)... Ranked third on the team with seven tackles (two solo) while adding two passes defended in the team's vs. SEA (10/6)... Started his first career postseason contest during AFC Wild Card victory vs. KC (1/4). Finished with two tackles prior to leaving the game with a groin injury... Placed on Reserve/Injured list on Jan. 6.

**2012 (CARDINALS)**

Played in 11 games with two starts, totaling 27 tackles (25 solo), nine passes defended and two interceptions, including one returned for a touchdown... Notched seven solo tackles, two passes defended and his first interception of the season vs. MIA (9/30)... Started at ATL (11/18) and posted four tackles and one pass defended... Totaled two tackles and one pass defended in back-to-back games at NYJ (12/2) and at SEA (12/9)... Intercepted a Matthew Stafford pass in the Arizona end zone vs. DET (12/16) and established a new franchise record when he returned it 102 yards for a touchdown. The return tied for the fourth-longest in NFL history and was the longest since safety Ed Reed returned an interception 107 yards for a touchdown on Nov. 23, 2008.

**2011 (CARDINALS)**

Suffered a left knee injury during a preseason contest vs. SD (8/27) and missed the entire season after being placed on the Reserve/Injured list on Aug. 29.

**2010 (CARDINALS)**

Started a career-best 13-of-14 games played, missing two games with a foot injury... Tallied 64 tackles (60 solo), nine passes defended, two interceptions, including one returned for a touchdown, two forced fumbles, one fumble recovery and 1.0 sack... Made his first career start and registered a team-high 11 solo tackles and one forced fumble in season opener at STL (9/12)... Recorded a team-high two special teams tackles to go with six solo tackles and his first career fumble recovery at ATL (9/19)... Registered three tackles and two passes defended vs. OAK (9/26)... Tallied his first career sack as well as seven tackles, a team-high two passes defended and one forced fumble at SD (10/3). The fumble was returned 42 yards for a touchdown by safety Kerry Rhodes... Intercepted a Drew Brees pass at the Arizona 39-yard line vs. NO (10/10)... Recorded six tackles and his first career touchdown on a 66-yard interception return against DAL (12/25). The 66-yard interception return for a touchdown was Arizona's longest since Dominique Rodgers-Cromartie's 99-yard return on Dec. 7, 2008.

**2009 (CARDINALS)**

Saw action in 13 regular season games and was inactive for three contests... Totaled nine tackles (eight solo), two passes defended and one interception in the regular season. Added nine tackles (five solo) and one pass defended in two postseason games... Played in his first career game at JAX (9/20)... Registered his first special teams tackle of his career vs. IND (9/27)... Recorded two tackles and his first career interception vs. St. Louis (12/27)... Notched seven tackles and one pass defended in the regular season finale vs. GB (1/3)... Played in his first career postseason game, but did not register any statistics in an NFC Wild Card contest vs. GB (1/10)... Led all Arizona defensive backs with nine tackles

# 20 GREG TOLER

in NFC Divisional game at NO (1/16).

## COLLEGE

Started 40 collegiate games and established school records with 16 interceptions and 38 passes defended at St. Paul's... Was a three-time First Team All-CIAA selection, earning the award as a freshman, sophomore and senior... Established school and CIAA records with eight blocked kicks during his career, returning a blocked field goal 82 yards for a touchdown... Earned first-team HBCU All-America honors as a senior in 2008 after establishing career highs with 51 tackles, six interceptions and 13 passes defended. Was named the Virginia Small School Defensive Player of the Year... As a senior, tied for ninth in the nation and second in the league with seven interceptions and set the school record with three blocked kicks, returning one blocked punt for a touchdown... Was the only player from the school ever taken in the NFL Draft prior to the discontinuation of the football program in July 2011.

## PERSONAL

Attended Northwestern H.S. in Hyattsville, Md., where he was a two-time All-Metro choice while playing at cornerback, wide receiver and return specialist... After graduating from Northwestern, played semi-pro football for the D.C. Explosion before getting a chance to play at St. Paul's... Returned to St. Paul's in 2011 and graduated with a degree in criminal justice and a minor in sociology in May of 2012... Born Jan. 2, 1985 in Washington, D.C.

## YEAR-BY-YEAR STATS

### DEFENSE

Year	Team	G	GS	Tack	Solo	Sack	INT	PD
2009	Ari	13	0	7	7	0	1	2
2010	Ari	14	13	87	79	1	2	9
2011	Ari							Injured Reserve
2012	Ari	11	2	26	25	0	2	9
2013	Ind	9	7	23	17	0	1	7
2014	Ind	15	15	57	49	1	2	10
2015	Ind	10	10	51	44	0	0	10
<b>Career</b>		<b>72</b>	<b>47</b>	<b>251</b>	<b>221</b>	<b>2</b>	<b>8</b>	<b>47</b>

\*Tackle stats according to STATS, LLC

### ADDITIONAL

FF-FR: 2-1 in 2010, 1-0 in 2014, 1-0 in 2015

INT TD: 1 in 2010, 1 in 2012, 1 in 2014

### POSTSEASON

Year	Team	G	GS	Tack	Solo	Sack	INT	PD
2009	Ari	2	0	6	5	0	0	1
2013	Ind	1	1	2	2	0	0	0
2014	Ind	3	3	18	16	0	0	4
<b>Career</b>		<b>6</b>	<b>4</b>	<b>26</b>	<b>23</b>	<b>0</b>	<b>0</b>	<b>5</b>

## CAREER HIGHS

### SINGLE-GAME

<b>Total Tackles:</b>	13, at St. Louis (9/12/10)
<b>Solo Tackles:</b>	13, at St. Louis (9/12/10)
<b>Passes Defended:</b>	3, four times, last vs. NE (10/18/15)
<b>Sacks:</b>	1, twice, last vs. Washington (11/30/14)
<b>Forced Fumbles:</b>	1, four times, last vs. NO (10/25/15)
<b>Fumble Recoveries:</b>	1, at Atlanta (9/19/10)

# LYNDEN TRAIL

48



LB

6-7 // 270

1st NFL Season // Norfolk State

DOB: March 19, 1991 // Booker T. Washington H.S. (Miami, Fla.)

## TRANSACTIONS

Originally entered the NFL with the Houston Texans as a college free agent on May 8, 2015... Waived by the Texans on September 11, 2015... Signed to the Washington Redskins' practice squad on October 5, 2015... Released from the Redskins' practice squad on October 12, 2015... Signed to the Redskins' practice squad on November 23, 2015.

## YEAR-BY-YEAR

### 2015 (TEXANS/REDSKINS)

Spent the offseason with the Texans before being waived in Week 1... Recorded two different stints on the Redskins' practice squad.

## COLLEGE

Played collegiately at Norfolk State from 2012-14 after transferring from Florida... Appeared in 35 career games, starting 27. Posted 255 career tackles (101 solo, 41 for loss), 16 passes broken up, 15 sacks, and eight forced fumbles... Started all 12 games in 2014, becoming the second NSU defensive player in the Division I era (since 1997) to earn first-team All-MEAC honors and some form of FCS All-America recognition in three straight years. Recorded 91 tackles, 11.5 tackles for loss, 5.0 sacks, four pass breakups, two forced fumbles, two blocked kicks and one fumble recovery... Started all 12 games in 2013 and was a finalist for the Buck Buchanan Award (top defender in the FCS) on top of earning first-team All-MEAC honors. Posted 94 total tackles (12.5 for loss), 8.5 sacks and tied for the national lead with five forced fumbles... Played in 11 games with three starts in 2012, earning all-MEAC first team honors. Led Spartans in total tackles (70, including 17 for loss) and tied for the team lead with six sacks... Redshirted at Florida in 2010 and transferred following the 2011 season.

## PERSONAL

Attended Booker T. Washington H.S. in Miami, where he recorded 95 tackles, a league-high 22 sacks, a school-record 15 pass deflections and two interceptions as a senior... Was a first-team All-Dade County, all-league and all-state selection... Named a second-team Florida Sportswriters Association 4A all-state selection as a junior, when he posted 77 tackles and 14 sacks... Was a four-star recruit according to Rivals.com and Scout.com... Also ran track in high school... Was Norfolk State's first Senior Bowl invitee... Majored in mass communication... Son of Dorothea Williams... Born March 19, 1991.

**5**

# TRESS WAY

**P****6-1 // 225**  
**3rd NFL Season // Oklahoma****DOB: April 18, 1990 // Union H.S. (Tulsa, Okla.)**

## HONOR ROLL

Special Teams Captain (2015)

## MILESTONES

NFL debut: 9/7/14 (at HOU)

## TRANSACTIONS

Originally entered the NFL with the Chicago Bears as a college free agent on April 28, 2013... Waived by the Bears on August 25, 2013... Signed with the Bears on January 1, 2014... Waived by the Bears on August 18, 2014... Claimed on waivers by the Washington Redskins on August 20, 2014... Signed multi-year contract extension on March 12, 2016.

## YEAR-BY-YEAR

### 2015 (REDSKINS)

Appeared in all 16 regular season games and one postseason contest. Punted 70 times in the regular season for an average of 46.1 yards per punt, the fifth-best average in a season in team history. Averaged 38.8 net yards per punt, the second-best single-season average in team records available back to 1976... Averaged 41.3 yards per punt on three punts vs. MIA (9/13)... Punted six times for 244 yards (40.7 avg.) with one downed inside the 20 vs. STL (9/20)... Punted once for 36 yards and had a 50-yard kickoff following a safety at NYG (9/24)... Punted five times for an average of 44.2 yards per punt vs. PHI (10/4). Recorded a then-season-long 63-yard punt in the second quarter, his longest punt since registering a career-long 77-yarder in Week 4 in 2014... Averaged 50.3 yards per punt on four punts at ATL (10/11), his best since Sept. 25, 2014 (58.3 vs. NYG)... Punted six times for 48.0 yards per punt with a long of 53 yards at NYJ (10/18)... Averaged 47.3 yards on four punts vs. TB (10/25)... Punted four times for an average of 47.0 yards with a long of 55 at NE (11/8)... Punted twice for an average of 43.5 yards in a win vs. NO (11/15)... Posted season highs in gross punting average (53.2) and net punting average (53.0) at CAR (11/22)... Punted six times for an average of 44.7 yards per punt, including three downed inside the 20 and a long of 60 in a win vs. NYG (11/29)... Punted six times for 253 yards (42.4 average) with one downed inside the 20 vs. DAL (12/7)... Averaged 43.0 yards per punt on four punts against his former team at CHI (12/13), including a season-long 64-yarder... Punted three times for an average of 46.7 yards in a win vs. BUF (12/20)... Averaged 49.6 yards on a season-high seven punts in a division-clinching win at PHI (12/26)... Averaged 50.0 yards on four punts, including three downed inside the 20 in the regular season finale at DAL (1/3)... In NFC Wild Card Round vs. GB (1/10), averaged 50.6 yards per punt on five punts, the third-best single-game postseason average in team history. Recorded a 60-yard punt in the first quarter, the third-longest punt in franchise postseason history.

### 2014 (REDSKINS)

Joined the Redskins via waiver claim in the preseason and punted in all 16 games, averaging 47.5 yards on 77 punts (40.0 net) with 22 punts downed inside the 20... Became the first member of the Redskins to lead the NFL in punting for a season since Sam Baker in 1958... Finished with the fourth-best gross average in team history, trailing only Sammy Baugh's full-season NFL record (51.4 yards per punt

in 1940) and Baugh's 1941 and 1942 campaigns (48.7 and 48.2)... 40.0-yard net punting average was the highest by a Redskins punter in records dating back to 1976, surpassing Matt Turk's mark of 39.2 net yards set in both 1996 and 1997... Made NFL debut at HOU (9/7), punting five times with an average of 49.2 yards with two downed inside the 20 and a long of 61... Punted four times for an average of 49.8 yards with a long of 61 vs. JAX (9/14)... Averaged 56.7 yards on three punts with a net of 41.0 yards per punt and a long of 65 at PHI (9/21)... Averaged a career-high 58.3 yards per punt on four punts vs. NYG (9/25), falling 1.1 yards shy of matching Pro Football Hall of Famer Sammy Baugh's team record for punting average in a single game (59.4 at Detroit on Oct. 27, 1940). Recorded a career-long 77-yard punt in the third quarter, tying Steve Cox for the third-longest punt in franchise history (Nov. 1, 1987 at Buffalo)... Punted eight times with an average of 49.9 yards per punt and a long of 59 vs. SEA (10/6)... Punted five times for an average of 47.4 yards with a long of 58 yards at ARI (10/12)... Punted three times with an average of 41.3 yards per punt vs. TEN (10/19)... Averaged 46.2 yards per punt on five punts and had three punts downed inside the 20 in an overtime win at DAL (10/27)... Punted three times at MIN (11/2), averaging 45.3 yards per punt with a long of 51... Punted four times with an average of 44.3 yards per punt and a long of 55 vs. TB (11/16)... Matched career highs in punts (eight) and punts downed inside the 20 (three) at SF (11/23), accumulating 373 yards for an average of 46.6 yards per punt... Averaged 46.5 yards on six punts at IND (11/30), placing three inside the 20... Averaged 45.8 yards on six punts and added a two-yard rushing attempt vs. STL (12/7)... Punted six times with an average of 45.2 yards per punt at NYG (12/14)... Punted three times with an average of 44.3 yards per punt vs. PHI (12/20). Placed all three punts inside the 20... Punted four times with an average of 44.0 yards per punt. Recorded a 60-yard punt in the third quarter, becoming the first Redskins punter to post a 60-yard punt in five games in a single season since Matt Turk in 1998.

### 2013 (BEARS)

Spent the offseason with the Bears before being released on Aug. 25.

## COLLEGE

Appeared in 53 games at Oklahoma from 2008-12, punting 250 times for 10,988 yards (44.0 avg) with 36 touchbacks and 91 punts downed inside the 20... Had 71 punts of 50-plus yards during his career with a long of 85... Exited OU ranking No. 1 in school history with a 44.0 yards-per-punt average... Set Oklahoma career record with 71 punts of 50-plus yards... Named All-Big 12 Honorable Mention by coaches as a senior, placing 22 of his 53 punts inside the opponents' 20-yard line with just eight touchbacks... Named honorable mention All-Big 12 by AP and coaches as a junior after placing 34 of his 63 punts inside the opponents' 20-yard line with just six touchbacks... Was honorable mention All-American by Sports Illustrated, All-Big 12 second team by Phil Steele and All-Big 12 honorable mention by AP and the coaches as a sophomore. Rotated with kickoff duties as well and had nine touchbacks on 70 kickoffs while averaging 63.0 yards per kick... Named Sporting News third-team All-American and first-team All-Big 12 by the Waco Tribune Herald and second-team by AP, coaches, Dallas Morning News and Fort Worth Star-Telegram as a redshirt freshman. Led the Big 12 and ranked No. 3 nationally in punting average that season.

## PERSONAL

Attended Union H.S. in Tulsa, Okla., where he was a member of all-state teams for both The Oklahoman and Tulsa World... Named district special teams player of the year as a senior... Handled kicking duties, converting all 42 extra point attempts and 14-of-19 field goal attempts... Selected to play in the 2008 Oil Bowl... Wife, Brianna Way (néé Turang), was an All-American and national champion softball player at Oklahoma... Son of Debra and Leo Way... Born on April 18, 1990.

## COMMUNITY

Has been active in the D.C. area since joining the team in 2014... In 2015, attended the Draft Day Party and inaugural Redskins Golf Classic, treated Steuart Weller Elementary to a Play 60 celebration to reward them for winning the Draft Day Dash Challenge, assembled care packages for victims of domestic violence in collaboration with the Fear 2 Freedom and Rookie Community Club, interacted with children during training camp at the Redskins All-Star Experience, participated in the WDW Wives Fashion Show, provided Fuel Up to Play 60 Hometown Grant money to help school districts and/or individual schools facilitate sustainable physical activity and healthy eating improvements, gave advice to high school football players at the 4th & Life High School Football Forum, provided winter coats and hats to students from elementary schools in the surrounding metro area, hosted seven TAPS families for a military appreciation event at Top Golf in Ashburn, Va. and welcomed 1,100 children into the Redskins locker room at FedExField to meet Santa and take home toys for Christmas at Skins Santa Shoppe... In 2014, encouraged students at Dumfries Elementary to exercise for 60 minutes and read for 20 minutes every day, brought joy to 31 women battling breast cancer at the team's annual All-Star Survivors Celebration, led elementary students through drills at the Fuel Up to Play 60 Mini-Combine, distributed Thanksgiving food to 3,000 Prince George's County residents in need at the team's annual Harvest Feast, distributed winter coats and Redskins knit hats and scarves to over 300 children from the Maryland, D.C. and Virginia areas at the Covered for the Holidays event, coached women through football drills at Redskins Park on WDW Ladies Night Out, and played video games online with active serving military members stationed overseas during a Redskins Salute: Pros vs. GI Joes event... Involved in local Fellowship of Christian Athletes with his wife, Brianna.

## YEAR-BY-YEAR STATS

## PUNTING

Year	Team	No.	Yds	Avg.	Lg	In 20	TB	Net
2014	Was	77	3659	47.5	77	22	7	40.0
2015	Was	70	3224	46.1	64	21	7	39.8
<b>Career</b>		<b>147</b>	<b>6883</b>	<b>46.8</b>	<b>77</b>	<b>43</b>	<b>14</b>	<b>39.9</b>

## KICKOFFS

Year	Team	KO	TB	Pct	Yds	Avg
2014	Was	18	9	50	1174	65.2
2015	Was	2	0	0	120	60.0
<b>Career</b>		<b>20</b>	<b>9</b>	<b>45</b>	<b>1294</b>	<b>64.7</b>

## ADDITIONAL

Rushing: 1 att. for 2 yds (2014)

## POSTSEASON PUNTING

Year	Team	No.	Yds	Avg.	Lg	In 20	TB	Net
2014	Was	5	253	50.6	60	3	0	44.8
<b>Career</b>		<b>5</b>	<b>253</b>	<b>50.6</b>	<b>60</b>	<b>3</b>	<b>0</b>	<b>44.8</b>

## CAREER HIGHS

## SINGLE-GAME

<b>Punts:</b>	8, twice, last at San Francisco (11/23/14)
<b>Punting Yards:</b>	399, vs. Seattle (10/6/14)
<b>Punting Average:</b>	58.3, vs. NY Giants (9/25/14)
<b>Punting Long:</b>	77, vs. NY Giants (9/25/14)
<b>Downed Inside 20:</b>	3, many times, last vs. Green Bay (1/10/16)
<b>Net Punting Average:</b>	55.5, vs. NY Giants (9/25/14)

71



# TRENT WILLIAMS

T

6-5 // 320

7th NFL Season // Oklahoma

DOB: July 19, 1988 // Longview (Texas) H.S.

## HONOR ROLL

Offensive Captain [2011-15]  
 Four-time Pro Bowl selection [2012-15 seasons]  
 Second-team Associated Press All-Pro [2015]  
 2015 PFWA All-NFC Team  
 NFL Top 100 Players  
 >> No. 99 in 2012, 60 in 2013, 47 in 2014, 45 in 2015

## MILESTONES

NFL debut: 9/12/10 (vs. DAL)

## TRANSACTIONS

Originally selected by the Washington Redskins in the first round (fourth overall) of the 2010 NFL Draft... Signed multi-year contract extension on August 30, 2015.

## PRO

One of the game's preeminent left tackles who enters 2016 having played in 85 career regular season games with 84 starts... Earned his first career Pro Bowl selection following the 2012 season and followed it up with berths in 2013, 2014 and 2015... With his fourth Pro Bowl selection in 2015, joined Chris Samuels and Joe Jacoby as the only Redskins tackles to make four consecutive trips to the Pro Bowl since the merger... Was the first offensive tackle selected by the Redskins in the first round of the NFL Draft since Samuels in 2000 (third overall).

## YEAR-BY-YEAR

### 2015 (REDSKINS)

Started all 14 regular season games in which he appeared and started one postseason contest... Earned his fourth consecutive Pro Bowl selection, joining Chris Samuels and Joe Jacoby as the only Redskins tackles to make four consecutive trips to the Pro Bowl since the merger... Earned second-team AP All-Pro honors and once again served as the team's offensive captain... Started at left tackle and helped the Redskins rush for 161 yards vs. MIA [9/13]... Helped the Redskins post 182 rushing yards in a start at left tackle vs. STL [9/20]... Started at left tackle at NYG [9/24]... Started at left tackle vs. PHI [10/4], helping the offense go 90 yards on its final drive for a come-from-behind victory... Started at left tackle at ATL [10/11]... Inactive with multiple injuries at NYJ [10/18]... Started at left tackle in the largest comeback win (24 points) in team history vs. TB [10/25]... Started at left tackle at NE [11/8]... Started at left tackle vs. NO [11/15], blocking for the Redskins' first combined 300-yard passing game/200-yard rushing game since Super Bowl XXII... Started at left tackle at CAR [11/22]... Started at left tackle and helped Kirk Cousins throw for his fourth 300-yard game of the season in a win vs. NYG [11/29]... Started at left tackle vs. DAL [12/7]... Started at left tackle in a win at CHI [12/13]... Started at left tackle for Cousins' team-record-setting sixth 300-yard passing game of the season in a win vs. BUF [12/20]... Started at left tackle in a division-clinching win at PHI [12/26]... Inactive at DAL [1/3]... Started at left tackle in NFC Wild Card Round vs. GB [1/10].

### 2014 (REDSKINS)

Named offensive captain by his teammates prior to the sea-

son... Started all 15 games in which he played and earned his third consecutive Pro Bowl selection... Started at left tackle at HOU [9/7]... Started at left tackle vs. JAX [9/14], helping the Redskins to 41 points and 449 net yards... Started at left tackle and blocked for Kirk Cousins' 427-yard passing day at PHI [9/21]... Started at left tackle vs. NYG [9/25], vs. SEA [10/6] and at ARI [10/12]... Started at left tackle in a comeback win vs. TEN [10/19]... Started at left tackle in an overtime win at DAL [10/27], helping Colt McCoy and the Redskins to 409 total yards... Started at left tackle at MIN [11/2]... Started but exited the game with an injury vs. TB [11/16]... Inactive with knee and ankle injuries at SF [11/23]... Started at left tackle and helped protect for Colt McCoy's career-high 392 passing yards at IND [11/30]... Started at left tackle vs. STL [12/7] and at NYG [12/14]... Started at left tackle and fought through injury in a win vs. PHI [12/20]... Started at left tackle vs. DAL [12/28].

### 2013 (REDSKINS)

Made his second consecutive Pro Bowl after starting all 16 games for the second straight seasons... Voted by his teammates as an offensive captain prior to the start of the season... Started at left tackle and helped quarterback Robert Griffin III pass for 329 yards vs. PHI [9/9]... Started at left tackle and helped the Redskins produce a 300-yard passer and 100-yard rusher at GB [9/15]... Started at left tackle vs. DET [9/22] and helped Griffin III throw for 300 yards for a third consecutive week... Started at left tackle at OAK [9/29] and helped the team to its first win of the season... Started at left tackle at DAL [10/13], helping Washington post more than 200 yards both rushing and passing... Started at left tackle vs. CHI [10/20], helping the Redskins post 499 yards and 45 points... Started at left tackle at DEN [10/27]... Started at left tackle vs. SD [11/3] as the Redskins posted 500 yards of offense... Started at left tackle and helped the Redskins to 191 rushing yards at MIN [11/7]... Started at left tackle in another 400-yard offensive performance at PHI [11/17]... Started at left tackle vs. SF [11/25], vs. NYG [12/1] and vs. KC [12/8]... Started at left tackle at ATL [12/15] and helped Kirk Cousins throw for 381 yards... Started at left tackle vs. DAL [12/22] and at NYG [12/29].

### 2012 (REDSKINS)

Started all 16 regular season games and earned his first career Pro Bowl nod for his performance at left tackle all season... Was named by his teammate as an offensive captain prior to the start of the season... Started at left tackle and helped Robert Griffin III throw for 320 yards in a season-opening win at NO [9/9]... Started at left tackle and helped the Redskins rush for 176 yards at STL [9/16]... Started at left tackle at CIN [9/23] and eventually left the game with a bone bruise in his knee... Started at left tackle at TB [9/30] and was specifically praised by Mike Shanahan for his toughness and his play in playing the entire game despite missing most of the week of practice with a bone bruise in his knee... Started at left tackle and helped Alfred Morris to his second consecutive 100-yard rushing game vs. ATL [10/7]... Started and helped the Redskins rush for 183 yards vs. MIN [10/14]... Started at NYG [10/21], contributing to the team's 248 rushing yards and 480 yards of total offense... Started at PIT [10/28] and vs. CAR [11/4]... Started in a win vs. PHI [11/18] and helped Robert Griffin III post a perfect passer rating... Started at left tackle in a Thanksgiving Day win at DAL [11/22], helping Griffin III become the first player in team history to throw four touchdown passes in consecutive games... Despite playing with a thigh bruise



that significantly limited him during the week, started at left tackle in a win vs. NYG [12/3] on Monday Night Football and helped the Morris rush for a career-high 124 yards while also anchoring a unit that did not allow a sack... Started at left tackle and helped the Redskins rush for 172 yards in a win vs. BAL [12/9]... Started and blocked for Kirk Cousins' 329-yard starting debut in a win at CLE [12/16]... Started in a win at PHI [12/23]... Started and helped Morris to the single-season team record for rushing yardage with a 200-yard effort in a division-clinching win vs. DAL [12/30]... Started his first career postseason game in the NFC Wild Card Round vs. SEA [1/6].

#### 2011 (REDSKINS)

Started 10 games at left tackle... Started at left tackle in a season-opening win vs. NYG [9/11]... Started at left tackle vs. ARI [9/18] and helped pave the way for a running attack that totaled 35 carries for 172 yards (4.9 avg.)... Started at left tackle at DAL [9/26] and helped protect quarterback Rex Grossman, who passed for 250 yards... Started at left tackle at STL [10/2] and helped blocked for a rushing attack that totaled 196 yards, a season high... Started at left tackle vs. PHI [10/16] before exiting with a knee injury... Was inactive at CAR [10/23] and at BUF [10/30]... Started at left tackle vs. SF [11/6] and at MIA [11/13]... Started at left tackle vs. DAL [11/20] and protected quarterback Rex Grossman, who passed for 292 yards and two touchdowns for a quarterback rating of 95.5... Started at left tackle at SEA [11/27] in a comeback road win. Blocked for Grossman, who passed for a season-high 314 yards, as well as running back Roy Helu, who rushed for 108 yards and a touchdown... Started at left tackle vs. NYJ [12/4], blocking for Helu, who rushed for more than 100 yards for the second consecutive game... Placed on Reserve/Suspended by Commissioner List on Dec. 6...

#### 2010 (REDSKINS)

Appeared in 14 games, making 13 starts... Made his NFL debut at left tackle vs. DAL [9/12] and helped hold the Dallas defense to only one sack... Opened the game at left tackle vs. HOV [9/19] and helped provide protection for Donovan McNabb to throw for 426 yards... Declared inactive at STL [9/26] and at PHI [10/3] with a knee/toe injury... Started at left tackle vs. GB [10/10] and provided protection for Donovan McNabb to throw for 357 yards and one touchdown... Started at left tackle vs. IND [10/17] and opened holes for Ryan Torain to gain the first 100-yard rushing game of his career. Held defensive end Dwight Freeney without a sack... Started at left tackle at CHI [10/24]. Cleared the way for Ryan Torain to rush for 125 yards and average six yards per carry. Held Julius Peppers without a sack... Started at left tackle at DET [10/31]... Started at left tackle vs. PHI [11/15]. Opened holes for running back Keiland Williams to set career highs with 16 rushes for 89 yards (5.6 avg.) and two touchdowns. Provided protection for Donovan McNabb to complete 17-of-31 passing attempts for 295 yards and a season-high two touchdowns... Started at left tackle at TEN [11/21]. Provided protection for quarterback Donovan McNabb to complete 30-of-50 passing attempts for 376 yards and one touchdown... Started at left tackle vs. MIN [11/28]... Played at left tackle at NYG [12/5] and provided protection for quarterback Donovan McNabb to complete 26-of-44 passing attempts for 296 yards and one touchdown. Was limited by a shoulder injury... Started at left tackle vs. TB [12/12]. Opened holes for running back Ryan Torain to set a career high with 172 yards on 24 carries (7.2 avg.), including 158 yards in the first half and 121 in the first quarter. Provided protection for Donovan McNabb to complete 22-of-35 passing attempts for 228 yards, two touchdowns and have a 100.7 passer rating... Started at left tackle at DAL [12/19] and provided protection for quarterback Rex Grossman to complete 25-of-43 passing attempts for 322 yards

and a career-high four touchdowns... Opened the game at left tackle at JAX [12/26]... Started at left tackle vs. NYG [1/2]. Provided protection for quarterback Rex Grossman to complete 26-of-44 passing attempts for 336 yards and two touchdowns.

#### COLLEGE

Started 39-of-50 games during his Oklahoma career, including 12 at left tackle and 27 on the right side... Was named first-team All-American as a senior in 2009, a third-team All-American as a junior in 2008 and a second-team Freshman All-American in 2006... Also earned first-team All-America honors by The NFL Draft Report, American Football Coaches Association, Walter Camp Football Foundation, Associated Press, Dallas Morning News, Fort Worth Star-Telegram, Kansas City Star and Waco Herald Tribune as a senior... Earned consensus first-team All-Big 12 Conference honors after he shifted to left tackle in his final season and allowed just two quarterback sacks... Played in 11 games as a senior before sustaining a concussion. As the lone returning starter along the offensive line as a senior, the Sooners ranked 16th nationally in fewest sacks allowed per game (1.15)... As a junior, started all 14 games, the first contest at left tackle and the remaining 13 games at right tackle. Earned All-Big 12 first-team honors by the coaches, second-team honors from Dallas Morning News and San Antonio Express News and was an honorable mention selection by Associated Press as a junior. Allowed just a half-sack and two pressures in 517 pass plays while being penalized only twice. Instrumental member of an offensive line that helped Oklahoma finish third in the nation in passing (349.4 ypg), total offense (547.9 ypg) and fewest sacks allowed (0.93 spg), while leading the country in scoring (51.1 ppg)... As a sophomore, saw action in all 14 games and had seven starts at right tackle... Helped the Sooners rank fifth in the nation in scoring (42.3 ppg) and fewest sacks allowed (1.0 spg), while averaging 448.9 yards per game... As a freshman, played in 11 games at right tackle and moved into the starting lineup his final six contests... Part of the unit that led the Big 12 and finished 11th in the nation in fewest sacks allowed per game (1.2)... Paved the way for a Sooners rushing attack to average 177.1 yards per game, while the offense averaged 30.3 points, the 19th-best mark in the country.

## PERSONAL

Honored in his hometown of Longview, Texas, with "Trent Williams Day" on May 12, 2010 to celebrate his selection in the NFL Draft... Ran a 4.88 40-yard dash at the NFL Combine and boasts a personal best time of 4.78 seconds. Attended Longview H.S., where he played with former Redskins Malcolm Kelly and Robert Henson... Was a unanimous first-team All-District selection as a senior... Earned first-team All-East Texas and second-team Texas all-state... Served as an ambassador for the American Diabetes Association in 2014 and 2015, helping raise awareness after losing his grandfather, John L. Hawkins, to type 2 diabetes as a child... Played in the Max Emfinger All-Star game... Was a second-team all-district 12-5A as a junior... Considered a three-star recruit by Rivals.com as he was rated the 28th-best offensive guard prospect in the nation and also placed 63rd on its Texas Top 100 squad... In 2014, participated in Robert Griffin III's Friday Night Lights camp for 300 boys and girls at Anacostia (D.C.) High School... Played video games online with active serving military members stationed overseas during a Redskins Salute: Pros vs. GI Joes event... Participated in Pros vs. GI Joes video game competition between Redskins players and troops stationed in Kandahar, Afghanistan in 2011... In his first season with the Redskins in 2010, participated in the Draft Day Fan Party and the Skins Santa Shoppe... Parents are Freddie and Veronica Williams... Born July 19, 1988 in Longview, Texas.

## YEAR-BY-YEAR STATS

## GAMES/STARTS

Year	Team	G	GS
2010	Was	14	13
2011	Was	10	10
2012	Was	16	16
2013	Was	16	16
2014	Was	15	15
2015	Was	14	14
<b>Career</b>		<b>85</b>	<b>84</b>

## POSTSEASON

Year	Team	G	GS
2012	Was	1	1
2015	Was	1	1
<b>Career</b>		<b>2</b>	<b>2</b>



# **PLAYER BIOS**

---

**2016 DRAFT PICKS**

**18**

# JOSH DOCTSON

**WR****6-2 // 206****Rookie // TCU****DOB: Dec. 3, 1992 // Legacy H.S. (Mansfield, Texas)**

## TRANSACTIONS

Originally selected by the Washington Redskins in the first round (22nd overall) of the 2016 NFL Draft.

## COLLEGE

Played collegiately at TCU from 2013-15 after spending his freshman season at Wyoming in 2011... Recorded 215 career receptions for 3,178 receiving yards with 34 touchdowns in 47 games with the two schools... Finished TCU career with school records in receiving yards (2,785) and touchdown catches (29), and his 180 receptions ranked one shy of the school mark... Caught school-record 79 passes for 1,327 yards in 2015, including a school-record 14 touchdown receptions. Was a consensus First-Team All-American and Biletnikoff Award finalist... As a junior in 2014, was a second-team All-Big 12 selection as he set then-single-season records for receiving yards (1,018) and touchdown catches (11)... Tied for the TCU lead with 36 receptions as a sophomore in 2013, topping the Horned Frogs with 440 receiving yards... Sat out 2012 season, per NCAA transfer rules, prior to walking on at TCU... Posted 35 receptions for 393 yards with five touchdowns as a freshman at Wyoming in 2011.

## PERSONAL

Attended Legacy H.S. in Mansfield, Texas, where he earned first-team All-District 5-5A honors as a senior captain... Caught 40 passes for 604 yards and was selected Legacy's Most Valuable Player as a senior. Also earned academic all-district honors as a senior... Rated as a three-star recruit by Rivals.com... Was a three-year letterman in both football and basketball... Son of Tracy Syler-Jones and Michael Jones. Mother ran track at American River College... Has one older brother, Jeremiah, and two sisters, Iman and Ebony... Born Dec. 3, 1992.

**36**

# SU'A CRAVENS

**S****6-1 // 222****Rookie // Southern California****DOB: July 7, 1995 // Vista Murrieta H.S. (Murrieta, Calif.)**

## TRANSACTIONS

Originally selected by the Washington Redskins in the second round (53rd overall) of the 2016 NFL Draft.

## COLLEGE

Played collegiately at USC from from 2013-15, appearing in 40 games for the Trojans. Recorded 206 tackles (133 solo, 33.5 for loss), 16 pass breakups, 10.0 sacks, nine interceptions (one returned for a touchdown) and three forced fumbles during his collegiate career... Earned first-team All-Pac-12 honors at two different positions, being selected at defensive back as a sophomore in 2014 and as a linebacker in 2015... Transitioned to linebacker in 2015 and was a semifinalist for the Bednarik and Butkus awards after starting all 14 games as a 20-year-old team captain. Posted 86 tackles (46 solo, 15.0 for loss), six pass breakups, five sacks, two interceptions and two forced fumbles... Had 68 tackles (17 for loss), five sacks and a team-best three interceptions (with one touchdown) as a sophomore, earning third-team AP All-American honors... Started 13 games as a consensus Freshman All-American in 2013, posting 52 tackles, four interceptions, one forced fumble and one fumble recovery.

## PERSONAL

Attended Vista Murrieta H.S. in Murrieta, Calif., where he was one of the most decorated high school athletes in the country as a linebacker, running back and wide receiver... Small sample of honors included USA Today All-USA Defensive Player of the Year, Parade All-American, ESPN 150, Rivals 100, Scout 100, Gatorade California Player of the Year, All-CIF Inland Division Defensive MVP and Los Angeles Times all-area team, among numerous others... Posted 97 tackles, eight sacks, three interceptions, two fumble recoveries, four forced fumbles and three blocked punts on defense as a senior and also caught 21 passes for 342 yards with eight touchdowns and ran for 200 yards on 17 carries with six touchdowns on offense, helping team to 13-1 record... Comes from an athletic family that includes his brother Siaki (former Hawaii defensive lineman), sister Malia (former women's basketball player at Hawaii and USC), cousin Jordan Cameron (NFL tight end), cousin Brynn Cameron (former women's basketball player at USC), cousin Colby Cameron (former Louisiana Tech quarterback), grandfather Jack Cameron (former basketball and baseball player at BYU) and distant cousin Manti Te'o (NFL linebacker)... Majored in policy, planning and development major at USC... Son of Kevin and Yolanda Cravens... Born July 7, 1995.

**38**

# KENDALL FULLER

**CB****5-11 // 196****Rookie // Virginia Tech****DOB: Feb. 13, 1995 // Our Lady of Good Counsel H.S. (Olney, Md.)**

## TRANSACTIONS

Originally selected by the Washington Redskins in the third round (84th overall) of the 2016 NFL Draft.

## COLLEGE

Played collegiately at Virginia Tech from 2013-15, starting 28 of the 29 games in which he appeared. Compiled 119 career tackles (73 solo, 8.0 for loss), 27 pass breakups, eight interceptions (one returned for a touchdown), two forced fumbles and two fumbles recovered... Limited by a knee injury to three games as a junior in 2015, posting seven tackles with one sack... Earned second-team All-American honors from the Football Writers Association of America and USA Today, among others, as a sophomore in 2014. Posted 54 tackles (32 solo, 4.5 for loss), two sacks and two interceptions in 13 games (all starts) and was a first-team All-ACC selection... Was named the ACC Defensive Rookie of the Year as a freshman in 2013 after posting 58 tackles (38 solo, 2.5 for loss), six interceptions, a forced fumble and one fumble recovery. Earned first-team freshman All-American selections from the FWA, Sporting News, 247Sports and College Football News.

## PERSONAL

Attended Our Lady of Good Counsel in Olney, Md., where he was a Parade All-American and earned Gatorade Player of the Year honors for the state of Maryland... Selected to the U.S. Army All-American Game and was the U.S. Army All-American Defensive Player of the Year... Graduated high school as the No. 9 overall prospect in the country, the No. 2 cornerback in the nation and the No. 1 prospect in Maryland by Rivals.com... Named All-Met Offensive Player of the Year by the Washington Post, posting 44 receptions for 695 yards and seven touchdowns on offense, including three in the WCAC championship game against rival DeMatha. Posted three interceptions, eight pass breakups and 28 tackles, including a sack, on defense and was selected first-team All-WCAC... Was an All-Met selection at defensive back as a junior... Majored in finance... Son of Vincent Fuller and Nina Dorsey-Fuller... Has three older brothers, all of whom played – Vincent, Corey and Kyle – all of whom have played in the NFL. If Kendall appears in game action, the Fuller family will join the Browners – Ross, Jim, Joey and Keith – as the only set of four brothers to all play in the NFL... Born Feb. 13, 1995, in Baltimore, Md.

**98****MATT IOANNIDIS****DE****6-3 // 308****Rookie // Temple****DOB: Jan. 11, 1994 // Hunterdon Central Regional H.S. (Flemington, N.J.)****TRANSACTIONS**

Originally selected by the Washington Redskins in the fifth round (152nd overall) of the 2016 NFL Draft.

**COLLEGE**

Played collegiately at Temple from 2012-15, appearing in 43 career games for the Owls... Posted 118 career tackles (77 solo, 30.0 for loss), 10.0 sacks, eight pass breakups and a forced fumble... Two-time team captain... Started every game in 2015, earning first-team All-AAC honors and being named a third-team All-American by Phil Steele... Led all Temple defensive linemen with 47 tackles and led the entire defense with 11.0 tackles for loss. Named second-team All-AAC... Changed his number from No. 95 to No. 9 in keeping with school tradition that dictates single-digit numbers be given to the toughest players on the team... Played in every game as a sophomore in 2013, tying for the Owls lead with 3.0 sacks and finishing as the defensive line's leading tackler (26)... Played in six games as a true freshman in 2012.

**PERSONAL**

Attended Hunterdon Central Regional H.S. in Flemington, N.J., where he was a team captain and three-year letterwinner... Was a 2011 Newark Star-Ledger second-team all-state selection, a first-team all-state Group 4 honoree, and all-West Jersey honoree... Helped the Red Devils to three consecutive Mid-State 39 Delaware Division Conference championships from 2009-11... As a senior, posted 101 tackles (65 solo, 14 for loss), 8.0 sacks, three fumble recoveries, a blocked punt and a touchdown... Majored in communication studies... Son of Betsy Ioannidis. Has two brothers, Andrew and Kevin... Last name pronounced "eye-an-NYE-dis"... Born Jan. 11, 1994 in Marlton, N.J.

**2**

# NATE SUDFELD

**QB****6-6 // 235****Rookie // Indiana****DOB: Oct. 7, 1993 // Modesto (Calif.) Christian High School**

## TRANSACTIONS

Originally selected by the Washington Redskins in the sixth round (187th overall) of the 2016 NFL Draft.

## COLLEGE

Played collegiately at Indiana from 2012-15, appearing in 37 games with 26 starts.... Exited Indiana ranked first in passing touchdowns (61), passing yards (7,879), 350-yard games (6), 300-yard games (11), four-touchdown games (5) and three-touchdown games (10), tied for first in 400-yard games (1), second in completion percentage (60.3) and completions (593), third in total offense (8,011) and fourth in attempts (983) on the school's career lists... Was a third-team All-Big Ten selection as a senior in addition to being a finalist for the Wuerffel Trophy and Senior CLASS Award, both of which recognize student-athletes for their commitment to their communities... Led the Big Ten in passing yards per game (297.8), passing yards (3,573), touchdowns (27) and passing efficiency (151.0) and TD-INT ratio as a senior. Led the Hoosiers to the Pinstripe Bowl, the program's first bowl berth in seven years and only its second in a 22-year span... Passed for 1,151 yards on 101-of-167 (60.5 percent) with six touchdowns, three interceptions and a 126.6 pass efficiency rating in six starts as a junior in 2014... Completed 194-of-322 (60.2 percent) for 2,523 yards with 21 touchdowns in 12 games with eight starts as a sophomore in 2013... Threw for 632 yards, completed 51-of-82 (62.2 percent) and tossed seven touchdowns with just one interception in seven games as a freshman in 2011, becoming only the third true freshman to play quarterback in school history.

## PERSONAL

Attended Modesto (Calif.) Christian High School, where he was named the team's most valuable player and also earned Trans Valley League Offensive MVP, second team all-state and first team all-district honors as a senior... Threw for 2,332 yards with 31 total touchdowns (two rushing) and six interceptions. Set school single-season records in passing yards, passing touchdowns and passing yards per game (233.2)... Rated the No. 14 quarterback nationally and the No. 23 prospect in California by ESPN... Was a two-year football letterwinner also played basketball... Was a liberal studies major at Indiana... Gave keynote speech at 2015 BIG Kickoff Luncheon and said he studied Kirk Cousins' 2011 keynote speech "probably 100 times" during his preparation... Has completed multiple mission trips in Uganda with Assist International, an aid organization started by his maternal grandfather, Bob Pagett... Son of Ralph and Michelle Sudfeld. His brothers, twins Matthew and Zach, played college football, as Matthew was a wide receiver at Brown (2007-11) and Zach was a tight end at Nevada (2007-12) and is currently a tight end with the New York Jets... Full name: Nathan Michael Sudfeld... Born Oct. 7, 1993.



**53**

# STEVEN DANIELS

**LB****5-11 // 245****Rookie // Boston College****DOB: Dec. 12, 1992 // St. Xavier H.S. (Cincinnati, Ohio)**

## TRANSACTIONS

Originally selected by the Washington Redskins in the seventh round (232nd overall) of the 2016 NFL Draft.

## COLLEGE

Played collegiately at Boston College from 2012-15, appearing in 47 games for the Eagles. Compiled 267 tackles (165 solo, 30.0 for loss), 10.5 sacks, eight passes defended, three interceptions, three fumble recoveries and a forced fumble in his career... Was a three-year starter who earned the George H. "Bulger" Lowe Award given to the most outstanding football player in New England by the Greater Boston Gridiron Club... Started all 12 games as a senior in 2015 and was named All-ACC first-team by the league's head coaches. Led the Eagles in total tackles (82) and guided the unit to a No. 1 ranking in total defense in the nation (254.3 yards per game)... Played 13 games with nine starts in 2014, posting 72 tackles (44 solo tackles, 7.0 for loss) and 1.5 sacks... Started all 13 games as a sophomore in 2013, finishing the season ranked third on the team with 88 tackles (54 solo, 6.5 for loss) including 3.0 sacks. Also recorded the first interception of his career against New Mexico State... Competed in 10 games as a freshman in 2012.

## PERSONAL

Attended St. Xavier H.S. in Cincinnati, Ohio, prior to spending the 2011 season playing for the Worcester (Mass.) Academy Hilltoppers... Earned All-Ohio Division I first-team honors and All-Southwest District first-team honors as a senior linebacker at St. Xavier... Captured All-Greater Catholic League South Co-Player of the Year honors... Registered 34 tackles for loss, including 18 sacks, in 2010... Made 82 stops, including 14 tackles for loss with seven sacks as a junior... Also played on the school's basketball team... Majored in communications... Son of Minerva and Steven Daniels and has two brothers and two sisters... Full name: Steven Wayne Daniels... Born Dec. 12, 1992.

**39**

# KEITH MARSHALL

**RB****5-11 // 222****Rookie // Georgia****DOB: Feb. 16, 1994 // Millbrook H.S. (Raleigh, N.C.)**

## TRANSACTIONS

Originally selected by the Washington Redskins in the seventh round (242nd overall) of the 2016 NFL Draft.

## COLLEGE

Played collegiately at Georgia from 2012-15, appearing in 33 career games for the Bulldogs... Recorded 1,379 career rushing yards on 253 attempts with 12 rushing touchdowns. Also caught 24 career passes for 225 receiving yards with three receiving touchdowns... Played in 11 games as a senior in 2015, recording 68 rushing attempts for 350 yards and three touchdowns. Named Comeback Player of the Year at the team's postseason awards gala... Limited by injury to three games in 2014, gaining 24 yards on 12 carries... Played in five games in 2013 prior to sustaining a knee injury. Finished the season with 246 rushing yards and six touchdowns on 56 carries in addition to eight receptions for 111 yards and a receiving touchdown. Played in 14 games as a freshman in 2012, recording 759 rushing yards on 117 carries with eight touchdowns and earning team's Newcomer of the Year Award.

## PERSONAL

Attended Millbrook H.S. in Raleigh, N.C., where he was a highly decorated prospect after earning North Carolina Gatorade Player of the Year as a senior... School career-leader in rushing yards (4,552) and points (332)... As a senior, rushed for 1,891 yards and 25 touchdowns on 258 carries. Set school records for rushing yards in a season and points in a season... As a junior, rushed for 1,539 yards and 17 rushing touchdowns... As a sophomore, rushed for 1,165 yards and 11 rushing touchdowns. Led Millbrook to Class AAAA playoffs in all three seasons... Also an NCHSAA AAAA state 100-meter champion... Was a five-star prospect according to ESPN.com and Scout.com. Ranked as Scout's top running back and its No. 12 overall player nationally... Ranked as a four-star prospect and the No. 2 running back nationally by Rivals.com... Played in the 2012 Under Armour All-American Game... Majored in Human Development and Family Science... Son of Warren and Denise Marshall. Warren completed his collegiate career at James Madison as the school's all-time rushing leader and is a member of JMU's Sports Hall of Fame... His brother, Marcus, is a running back at Georgia Tech... Full name: Warren Keith Marshall, Jr... Born Feb. 16, 1994.

# **PLAYER BIOS**

---

**COLLEGE FREE AGENTS**

**72**

# KEVIN BOWEN

**T****6-9 // 335****Rookie // East Central (Okla.)****DOB: July 3, 1993 // Helix Charter H.S. (La Mesa, Calif.)**

## TRANSACTIONS

Originally entered the NFL with the Washington Redskins as a college free agent on May 6, 2016.

## COLLEGE

Played collegiately at East Central University in Oklahoma in 2014-15 after spending his first two seasons at Southwestern College... Started all 11 games in 2015, helping the Tigers to average 449.3 yards of offense per game... Played in seven games, starting three, in 2014. Part of offensive line that helped propel the Tigers to 156.2 rushing yards per game... Spent his first two seasons at Southwestern College in Chula Vista, Calif., helping the team to a 19-3 record during his two-year tenure... Played left tackle and did not give up a sack in two seasons with the Jags, earning first-team all-conference honors as a sophomore.

## PERSONAL

Attended Helix Charter H.S. in La Mesa, Calif... Born July 3, 1993.

**25****LLOYD CARRINGTON****CB****5-10 // 195****Rookie // Arizona State****DOB: April 8, 1993 // Lincoln H.S. (Dallas, Texas)****TRANSACTIONS**

Originally entered the NFL with the Washington Redskins as a college free agent on May 9, 2016.

**COLLEGE**

Played collegiately at Arizona State from 2013-15 after spending his freshman season at Pittsburgh in 2011... Appeared in 47 combined games between the two schools, posting 139 tackles (111 solo, 8.0 for loss), 12 pass break-ups, 4.0 sacks, three interceptions (two returned for touchdowns) and two forced fumbles... Was a three-year letter-winner at Arizona State who appeared in 40 games with 29 starts... Sealed two victories with interception returns for touchdowns, including a 58-yard return against No. 8 Notre Dame in 2014 and a 38-yard return against Arizona in 2015... Started all 13 games as a senior captain in 2015, recording 53 tackles (46 solo), a sack and an interception. Earned the program's Tim Landers Iron Man Award for exemplary work ethic in the weight room, on the field and in the community as well as the Darren Woodson Outstanding Secondary Award... Started all 13 games in 2014, earning All-Pac-12 Honorable Mention with 58 tackles (43 solo), three sacks and an interception... Played in all 14 games with three starts as a redshirt sophomore in 2013... Redshirted per NCAA transfer rules in 2012... Played in seven games as a true freshman cornerback at Pittsburgh in 2011.

**PERSONAL**

Attended Lincoln H.S. in Dallas, where he earned All-District 12-4A honors as a senior after compiling 72 tackles and six interceptions... Did not play football until his senior year after being "discovered" by the school's coaching staff on the basketball court... Born April 8, 1993.

**32****MARIEL COOPER****DB****5-11 // 192****Rookie // The Citadel****DOB: Jan. 10, 1993 // Sumter (S.C.) H.S.****TRANSACTIONS**

Originally entered the NFL with the Washington Redskins as a college free agent on May 16, 2016.

**COLLEGE**

Finished his collegiate career at The Citadel in 2015 after spending four years at South Carolina State... Appeared in 12 games with 11 starts for The Citadel, recording 30 tackles (4.0 for loss), eight pass breakups and one interception... Made 31 career tackles at South Carolina State, posting one pass breakup, one fumble recovery and one blocked kick... Was part of two MEAC championship teams, including 2013 squad that advanced to FCS playoffs... Appeared in nine games in 2014, registering 12 tackles and one pass breakup... Saw action in all 13 games in 2013 and recorded 18 tackles with one blocked kick... Appeared in nine games as redshirt freshman in 2012 with one tackle and one fumble recovery.

**PERSONAL**

Attended Sumter (S.C.) H.S., where he helped lead his team to the 2008 Lower State title... Was a two-time all-state selection... Also competed in basketball and track... Played in the 2010 Shrine Bowl... Earned bachelor's degree at South Carolina State and was named to MEAC Commissioner's All-Academic Team for the 2012-13, 2013-14 and 2014-15 school years... Son of Wanda Cooper and Dennis Wise... Born Jan. 10, 1993.

**57**

# SHIRO DAVIS

**LB****6-3 // 267**  
**Rookie // Texas****DOB: Oct. 10, 1992 // Woodlawn H.S. (Shreveport, La.)**

## TRANSACTIONS

Originally entered the NFL with the Washington Redskins as a college free agent on May 6, 2016.

## COLLEGE

Played collegiately at Texas from 2012-15, appearing in 44 career games for the Longhorns... Recorded 67 career tackles (39 solo, 14 for loss) with 6.0 sacks... Played in 11 games, including starting the first four of the season, as a senior in 2015. Set career highs with 29 tackles (5.5 for loss) and two forced fumbles... Played in all 13 games with four starts as a junior in 2014... Contributed in all 13 games on defense and special teams as a sophomore in 2013... Played in the final seven games of his freshman season in 2012.

## PERSONAL

Attended Woodlawn H.S. in Shreveport, La., where he was a Prep All-American and played in the 2012 U.S. Army All-American Bowl... Was a member of ESPN's top 150 national prospects... Was a four-year starter who recorded 150 tackles over his last two seasons... Named first-team all-state by the Louisiana Sports Writers Association as a senior and earned first-team All-District 1-4A honors after posting 85 tackles... Tallied 65 tackles and 15 sacks and was an All-District 1-4A selection as a junior... Also lettered in basketball and track and field... Born Oct. 10, 1992.

**17****REGGIE DIGGS****WR****6-4 // 215****Rookie // Richmond****DOB: May 8, 1993 // Surry County H.S. (Dendron, Va.)****TRANSACTIONS**

Originally entered the NFL with the Washington Redskins as a college free agent on May 6, 2016.

**COLLEGE**

Played collegiately at Richmond from 2012-15, playing in 50 career games for the Spiders... Tallied 191 career receptions for 2,542 receiving yards with 13 touchdowns... As a senior captain in 2015, caught 66 passes for 901 yards with five touchdowns in 14 games, earning first-team All-CAA honors... Appeared in all 14 games with 10 starts as a junior in 2014, leading the team with 85 receptions, 1,157 receiving yards and seven touchdown catches. His reception and receiving yardage totals ranked second and third in school history, respectively. Secured second-team All-CAA honors... Played in 12 games with two starts as a sophomore in 2013, finishing the season with 380 yards and a touchdown on 30 receptions... Appeared in 10 games as a true freshman in 2012, totaling 10 receptions for 104 yards.

**PERSONAL**

Attended Surry County H.S. in Dendron, Va., where he was a first-team All-District selection as both a wide receiver and a defensive back... Named second-team all-region at wide receiver... Also lettered in basketball and track and field... Earned all-district and all-region honors in basketball and was named the regional tournament player of the year... Won district title in the long jump... Son of Reginald Diggs Sr. and Diane Parker... Born May 8, 1993.



**40****EJIRO EDERAINE****LB****6-3 // 237****Rookie // Fresno State****DOB: Nov. 18, 1993 // Santiago H.S. (Corona, Calif.)****TRANSACTIONS**

Originally entered the NFL with the Washington Redskins as a college free agent on May 6, 2016.

**COLLEGE**

Played collegiately at Fresno State from 2012-15, appearing in 42 career games for the Bulldogs and starting the final 36... Recorded 229 career tackles (141 solo, 45.5 for loss) with 21.0 sacks, three forced fumbles and two interceptions... His 45.5 career tackles for loss ranked second in Mountain West Conference history... Started all 12 games as a senior in 2015, leading the team with 99 tackles and earning second-team All-Mountain West honors... Tied for conference lead in sacks (9.0) and added two interceptions... Started all 14 games as a junior in 2014, registering 64 tackles (44 solo, 12.5 for loss)... Was a second-team All-Mountain West selection as a sophomore in 2013 after playing in all 13 games with starts in the last 10 contests. Led team in sacks (10) and recorded 63 tackles (41 solo)... Appeared in three games as a freshman in 2012.

**PERSONAL**

Attended Santiago H.S. in Corona, Calif., where he was a first-team all-conference selection as a senior and second-team selection as a junior... Was named the team's defensive MVP as a senior... Served as a team captain as a senior... Majored in criminology/law enforcement... Son of Jackie and Edward Ederaine. Has one sister, Janai... Born Nov. 18, 1993.

**13**

# MAURICE HARRIS

**WR****6-3 // 200****Rookie // California****DOB: Nov. 11, 1992 // Northern Guilford H.S. (Greensboro, N.C.)**

## TRANSACTIONS

Originally entered the NFL with the Washington Redskins as a college free agent on May 6, 2016.

## COLLEGE

Played collegiately at Cal from 2012-15, appearing in 46 career games with 14 starts and catching 81 career passes for 1,009 yards with 10 touchdowns... Posted career highs of 40 receptions, 558 receiving yards and six touchdown catches as a senior, playing in all 13 games with seven starts in 2015... Played in 12 games with six starts as a junior in 2014, totaling 25 receptions, 252 receiving yards and two touchdown receptions... Appeared in 10 games including his first career start at UCLA in 2013, and finished the season with seven receptions and 100 receiving yards... Played in seven games as a redshirt freshman in 2012... Redshirted in 2011.

## PERSONAL

Attended Northern Guilford H.S. in Greensboro, N.C., where he played wide receiver and cornerback during an all-state and SuperPrep all-regional campaign as a senior... Led the 3-A Mid-State League in receiving (54 receptions for 1,104 yards receiving with 12 touchdowns) and interceptions (10) to earn Prepstar and SuperPrep all-region honors... Was a A four-star recruit according to ESPN while garnering three stars from both Rivals and Scout... Majored in African American studies... Son of Lynell Harris and Carmen Maynard. Cousin of NFL receiver Keenan Allen... Born Nov. 11, 1992.

**66**

# NILU KASITATI

**G****6-4 // 315**  
**Rookie // Oklahoma****DOB: April 25, 1993 // Trinity H.S. (Eules, Texas)**

## TRANSACTIONS

Originally entered the NFL with the Washington Redskins as a college free agent on May 16, 2016.

## COLLEGE

Played collegiately at Oklahoma from 2011-15... Appeared in 42 career games with 25 starts... Started all 13 games at right guard in 2015. Named to All-Big 12 First Team by league's coaches, AP, ESPN.com and Phil Steele. Also earned second-team Academic All-Big 12 honors... Played in 12 games with six starts in 2014. Named All-Big 12 honorable mention by the league's coaches and was a second-team Academic All-Big 12 honoree... In 2013, played in all 13 games with seven starts, including the first four games of the year and the final three contests... Played in four games in 2012 before suffering a season-ending knee injury against Texas Tech... Redshirted in 2011.

## PERSONAL

Attended Trinity H.S. in Eules, Texas, where he earned All-District 5-5A honors as a tight end in 2009... Ranked among the Top 100 players in the state of Texas by Rivals and Scout... Son of Ana and the late Sione Kneubuhl. Stepson of Mateni Langatau... Majored in human relations... Name pronounced "NEE-luh kah-sih-TAH-tee"... Born April 25, 1993 in American Samoa.

**22****ROBERT KELLEY****RB****6-0 // 228**  
**Rookie // Tulane****DOB: Oct. 3, 1992 // O. Perry Walker H.S. (New Orleans, La.)****TRANSACTIONS**

Originally entered the NFL with the Washington Redskins as a college free agent on May 6, 2016.

**COLLEGE**

Played collegiately at Tulane from 2011-15, appearing in 50 career games with 12 starts... Recorded 318 career rushing attempts for 1,295 yards with six rushing touchdowns in addition to catching 86 career passes for 727 yards with six receiving touchdowns... As a senior in 2015, rushed 65 times for 252 yards and one touchdown in 12 games with six starts. Also gained 33 yards on six receptions with a receiving touchdown... Redshirted in 2014... Played in all 13 games with two starts as a junior in 2013, finishing second on the team in rushing attempts (98), rushing yards (420) and rushing touchdowns (three). Added 18 receptions for 176 yards with one receiving touchdown... Saw action in all 12 games with four starts as a sophomore, gaining 286 yards on 81 carries and catching 46 passes for 340 yards with four receiving touchdowns... Played in all 13 games as a true freshman, setting Tulane single-season records in kick returns (64) and kick return yardage (1,305). Also gained 332 rushing yards on 74 carries with two rushing touchdowns and added 16 receptions for 178 receiving yards.

**PERSONAL**

Attended O. Perry Walker H.S. in New Orleans, where he ran 404 times for 2,347 yards with 25 touchdowns and recorded 28 receptions for 242 yards with three receiving touchdowns during his prep career... Named first-team All-District 10-4A as a junior and senior... As a senior, named honorable-mention all-state and first-team all-metro after running for 947 yards and 10 touchdowns despite being plagued by a back injury... Ran for 1,400 yards and 15 touchdowns while catching 18 passes for 156 yards and a score as a junior en route to earning first-team all-state honors... Majored in homeland security... Son of Robert Thompson and Darriel Kelley. Has one brother, Fred, and four sisters: Johnqul, Kevijon, Yonnie and Nigal... Full name: Robert John Kelley... Born Oct. 3, 1992, in New Orleans.

**38****JOE KERRIDGE****FB****6-0 // 242****Rookie // Michigan****DOB: Sept. 17, 1992 // St. Francis H.S. (Traverse City, Mich.)****TRANSACTIONS**

Originally entered the NFL with the Washington Redskins as a college free agent on May 6, 2016.

**COLLEGE**

Played collegiately at Michigan from 2011-15, appearing in 48 career games with 14 starts... Played in 11 games with four starts as a team captain in 2015. Gained 62 rushing yards on 14 carries with one rushing touchdown and also added 33 receiving yards on five receptions... Appeared in 12 games with three starts in 2014. Carried the ball three times for 56 yards and recorded six receptions for 53 yards... Played in 13 games with seven starts in 2013... Appeared in 11 games as a reserve fullback in 2012... Redshirted in 2011... Four-time Academic All-Big Ten selection.

**PERSONAL**

Attended St. Francis H.S. in Traverse City, Mich., where he rushed for 2,153 career yards with 34 touchdowns and was a two-time Division VII state champion... Saw limited action as a team captain in 2010 because of injury... In 2009, named AP all-state honorable mention at running back and punter and Detroit News honorable mention at running back and linebacker... Was an AP and Detroit Free Press all-state punter in 2008... Majored in sport management... Born Sept. 17, 1992.

**72****ANTHONY LANIER II****DE****6-6 // 282****Rookie // Alabama A&M****DOB: May 8, 1993 // H.V. Jenkins H.S. (Savannah, Ga.)****TRANSACTIONS**

Originally entered the NFL with the Washington Redskins as a college free agent on May 6, 2016.

**COLLEGE**

Played collegiately at Alabama A&M from 2011-15, appearing in 46 career games and being credited by the school with 164 career tackles (79 solo, 43.5 for loss), 12.0 sacks and three forced fumbles... As a senior in 2015, recorded 39 tackles (22 solo) and a career-high 4.5 sacks in 11 games. Named the team's Most Valuable Player... Played in 12 games in 2014, posting career highs in tackles (54), solo tackles (37), tackles for loss (18.0), passes broken up (four) and forced fumbles (two) in addition to posting 4.0 sacks. Earned second-team All-SWAC honors... Played in 12 games in 2013, adding 51 tackles (12 solo)... Contributed in 11 games as a redshirt freshman in 2012... Redshirted in 2011... Played both football and basketball until focusing solely on football in his junior season.

**PERSONAL**

Attended H.V. Jenkins H.S. in Savannah, Ga., where he was a first-team all-region selection in basketball and a second-team all-region selection in football... Earned second-team all-state honors in basketball and also played tennis... Majored in sports management... Son of Anthony and Yolanda Lanier... Born May 8, 1993.

**39**

# GENO MATIAS-SMITH

**S****6-0 // 195****Rookie // Alabama****DOB: May 9, 1994 // St. Pius X H.S. (Atlanta, Ga.)**

## TRANSACTIONS

Originally entered the NFL with the Washington Redskins as a college free agent on May 6, 2016.

## COLLEGE

Played collegiately at Alabama from 2012-15, appearing in 54 career games. Transitioned from cornerback to safety during his career and helped the Crimson Tide to three SEC championships and two national titles... Started all 15 games at safety during Alabama's national championship campaign in 2015, ranking third on the team with 72 tackles and adding an interception, forced fumble and fumble recovery... Filled a multitude of roles in 2014, appearing in all 14 games and starting six as a dime back. Posted 56 total tackles (3.5 for loss) and one forced fumble... As a sophomore in 2013, played in 12 games in a reserve role, adding 10 tackles... Played in 13 games and earned two starts as a true freshman in 2012, recording nine tackles with four solo stops. Helped Alabama to a national championship win against Notre Dame.

## PERSONAL

Attended St. Pius X H.S. in Atlanta, where he was a two-time first-team GSWA AAA all-state selection... As a senior in 2011, accounted for 80 tackles, three interceptions and more than 800 rushing yards on offense... Had eight interceptions as a junior while posting 47 tackles a year after recording three picks as a sophomore in 2009... Was a consensus four-star recruit according to recruiting services... Ranked as the nation's second-best cornerback and the No. 31 player in the 2012 ESPNU 150. Was listed 88th in the Rivals100 and was Rivals' No. 8 corner as well as the No. 4 overall talent in Georgia... Son of Gina Matias and honored her by legally changing his name to include her surname during his college career... Born May 9, 1994.

**10**

# VALDEZ SHOWERS

**WR****6-0 // 198****Rookie // Florida****DOB: June 28, 1993 // Madison H.S. (Detroit, Mich.)**

## TRANSACTIONS

Originally entered the NFL with the Washington Redskins as a college free agent on May 6, 2016.

## COLLEGE

Played collegiately at Florida from 2012-15, appearing in 46 career games for the Gators... Recorded 26 career receptions for 197 yards with two touchdowns as well as 13 carries for 98 rushing yards in a career that saw him from defensive back to running back to receiver... In 2015, played in all 14 games at wide receiver with one start. Caught six passes for 64 yards and contributed heavily on special teams... Played in 11 games as a junior in 2014, making two catches for 31 yards with a touchdown... Moved to offense in 2013 to provide depth at running back and wide receiver. Played in 10 games, rushing 12 times for 103 yards and catching 18 passes for 102 yards with a touchdown... Saw action in 11 games in 2012 as a defensive back who contributed primarily on special teams... Redshirted in 2011... Multi-time Academic All-SEC selection.

## PERSONAL

Attended Madison H.S. in Detroit, where he earned first-team all-state and all-conference honors and was named Michigan's Gatorade Player of the Year... Played defensive back and running back and was named Detroit News Player of the Year... Recorded three interceptions and collected two fumble recoveries in addition to rushing for 2,024 yards and 29 rushing touchdowns and catching 18 passes for 257 yards and three receiving touchdowns as a senior... As a junior, rushed for 1,572 yards with 20 touchdowns... Helped Madison reach the regional finals in both his junior and senior years... Born June 28, 1993.



**15**

# JARVIS TURNER

**WR****6-1 // 194****Rookie // Alcorn State****DOB: Nov. 2, 1993 // Murphy H.S. (Mobile, Ala.)**

## TRANSACTIONS

Originally entered the NFL with the Washington Redskins as a college free agent on June 2, 2016.

## COLLEGE

Played collegiately at Alcorn State from 2012-15, appearing in 51 career games... Helped the team to SWAC titles in each of his last two seasons... Recorded 38 career receptions for 465 yards with three receiving touchdowns. Also added 21 career kickoff returns for 473 yards with one returned for a touchdown... Limited to eight games as a senior in 2015, catching two passes for 47 yards with a touchdown... Recorded 18 receptions for 147 yards as a junior in 2014... Gained a career-high 214 receiving yards on 11 receptions in 2013. Also recorded the first two touchdown receptions of his career... Gained 57 yards on seven receptions as a freshman in 2012.

## PERSONAL

Attended Murphy H.S. in Mobile, Ala., where he competed in both football and track... Majored in health and physical education... Son of Clyniece Turner... Born Nov. 2, 1993.

# MIKE WAKEFIELD

45



LB

6-3 // 268

Rookie // Florida International

DOB: Jan. 12, 1994 // Valdosta (Ga.) H.S.

## TRANSACTIONS

Originally entered the NFL with the Washington Redskins as a college free agent on May 16, 2016.

## COLLEGE

Played collegiately at Florida International from 2012-15, appearing in 45 games... Recorded 118 career tackles (75 solo, 35.5 for loss), 17.5 sacks and eight forced fumbles... Appeared in all 12 games with 11 starts as a senior in 2015, earning first-team All-Conference USA honors. Finished the year with 43 total tackles (24 solo, 15.0 for loss) and 7.5 sacks... Started all 12 games for the Panthers in 2014 and earned second-team All-Conference USA honors. Recorded 38 tackles (26 solo) and led the team in tackles for loss (14.5) and sacks (8.0), ranking third in the conference in both categories... Started all 12 games in 2013, making 34 total tackles (23 solo). Tallied six tackles for loss with two sacks... Appeared in 10 games as a freshman in 2012.

## PERSONAL

Attended Valdosta (Ga.) H.S., where he was named second-team GWSA Class 5A all-state in 2011... Earned 2010 Valdosta Defensive Player of the Year and Defensive Lineman of the Year... Received Valdosta's top defensive lineman award at 2011 team banquet... Three-year starter at defensive end... Rated as one of the top 100 defensive ends in the country by recruiting analyst Tom Lemming... Helped team win Region 5A title in 2011... Also competed in track and field, throwing the discus... Majored in business administration... Son of James and Alfrenett Wakefield... Has four siblings: Lakeshia, Akeem, Jamie and Jeremy... Born Jan. 12, 1994.

**32**

# KELSEY YOUNG

**RB****5-10 // 198****Rookie // Boise State****DOB: March 4, 1993 // Norco (Calif.) H.S.**

## TRANSACTIONS

Originally entered the NFL with the Washington Redskins as a college free agent on May 16, 2016.

## COLLEGE

Finished his collegiate career at Boise State in 2015 after spending four years at Stanford... Appeared in all 13 games with one start for the Broncos as a redshirt senior in 2015, finishing second on the team with 511 rushing yards on 101 attempts with eight touchdowns and also catching eight passes for 65 yards... Played in 13 games for the Cardinal as a redshirt junior in 2014. Rushed for 331 yards on 66 carries and also caught five balls for 31 yards... Appeared in 14 games in 2013, rushing 14 times for 110 yards and a touchdown and catching three passes for 37 yards... Played in 14 games as a redshirt freshman in 2012 in a hybrid receiver/running back role. Accounted for 234 total offensive yards (160 rushing, 74 receiving) with two rushing touchdowns and helped handle kickoff returns over the Cardinal's last seven games, averaging 22.2 yards per return. Scored the first points of Stanford's 20-17 Rose Bowl victory against Wisconsin on a 16-yard touchdown run... Redshirted in 2011.

## PERSONAL

Attended Norco (Calif.) H.S., where he was a three-time all-CIF Southern Section Inland Division and all-Riverside County selection... Ran for 2,008 yards and 30 touchdowns as a senior a year after posting 1,767 rushing yards and 14 touchdowns as a junior... Named 2010 Riverside Press Enterprise All-Inland Empire... Earned four varsity football letters en route to being named a four-star recruit by Rivals and Scout... Also lettered in track and field... Majored in computer science... Full name: Kelsey Ryan Young... Son of Kelvin and Rochelle Young... Has two brothers, Cory and Isaiah... Born March 4, 1993.

# 2016 ROSTER

## ALPHABETICAL ROSTER

NO.	LAST	FIRST	POS	HT	WT	D.O.B.	EXP.	COLLEGE	HS HOMETOWN	HOW ACQ.
92	Baker	Chris	DE	6-2	320	10/8/1987	5	Hampton	Windsor, Conn.	FA-'11
96	Bates	Houston	LB	6-3	252	12/20/1991	2	Louisiana Tech	Covington, La.	CFA-'15
41	Blackmon	Will	S	6-0	212	10/27/1984	10	Boston College	Warwick, R.I.	FA-'15
68	Bond	Al	OL	6-4	305	3/5/1992	1	Memphis	Memphis, Tenn.	FA-'16
60	Booth	Cody	OL	6-4	312	4/22/1991	1	Temple	Lancaster, Pa.	FA-'16
72W	Bowen	Kevin	T	6-9	335	7/3/1993	R	East Central	La Mesa, Calif.	CFA-'16
26	Breeland	Bashaud	CB	5-11	200	1/30/1992	3	Clemson	Allendale, S.C.	D4-'14
34W	Brown	Mack	RB	5-11	215	9/24/1991	1	Florida	Lithonia, Ga.	FA-'15
30	Bruton Jr.	David	S	6-2	225	7/23/1987	8	Notre Dame	Miamisburg, Ohio	UFA (DEN)-16
89	Carrier	Derek	TE	6-4	248	7/25/1990	4	Beloit	Edgerton, Wisc.	T (SF)-'15
25R	Carrington	Lloyd	CB	5-10	195	4/8/1993	R	Arizona State	Dallas, Texas	CFA-'16
69	Cofield	Takoby	T	6-4	315	1/22/1992	1	Duke	Tarboro, N.C.	CFA-'15
51	Compton	Will	LB	6-1	238	9/19/1989	3	Nebraska	Bonne Terre, Mo.	CFA-'13
32R	Cooper	Mariel	CB	5-11	192	1/10/1993	R	The Citadel	Sumter, S.C.	CFA-'16
8	Cousins	Kirk	QB	6-3	210	8/19/1988	5	Michigan State	Holland, Mich.	D4a-'12
36	Cravens	Su'a	S	6-1	222	7/7/1995	R	Southern California	Murrieta, Calif.	D2-'16
95	Crawford	Corey	DE	6-5	298	12/1/1991	1	Clemson	Columbus, Ga.	CFA-'15
80	Crowder	Jamison	WR	5-8	182	6/17/1993	2	Duke	Monroe, N.C.	D4a-'15
53	Daniels	Steven	LB	5-11	245	12/12/1992	R	Boston College	Cincinnati, Ohio	D7a-'16
57R	Davis	Shiro	LB	6-3	267	10/10/1992	R	Texas	Shreveport, La.	CFA-'16
85	Davis	Vernon	TE	6-3	248	1/31/1984	11	Maryland	Washington, D.C.	UFA (DEN)-16
17	Diggs	Reggie	WR	6-4	215	5/8/1993	R	Richmond	Dendron, Va.	CFA-'16
18	Doctson	Josh	WR	6-2	206	12/3/1992	R	TCU	Mansfield, Texas	D1-'16
47	Dunbar	Quinton	CB	6-2	203	7/22/1992	2	Florida	Miami, Fla.	CFA-'15
40	Ederaine	Ejiro	LB	6-3	237	11/18/1993	R	Fresno State	Corona, Calif.	CFA-'16
22R	Everett	Deshazor	S	6-0	198	2/22/1992	2	Texas A&M	DeRidder, La.	FA-'15
59	Fields	Carlos	LB	6-1	248	10/3/1990	2	Winston-Salem State	Henderson, N.C.	FA-'15
54	Foster	Mason	LB	6-1	250	3/1/1989	6	Washington	Seaside, Calif.	FA-'15
38R	Fuller	Kendall	CB	5-11	196	2/13/1995	R	Virginia Tech	Olney, Md.	D3-'16
58	Galette	Junior	LB	6-2	260	3/27/1988	7	Stillman	Montvale, N.J.	FA-'15
88	Garçon	Pierre	WR	6-0	211	8/8/1986	9	Mount Union	Greenacres, Fla.	UFA (IND)-12
52	Garvin	Terence	LB	6-3	235	1/1/1991	4	West Virginia	Baltimore, Md.	FA-'16
64	Golston	Kedric	NT	6-4	330	5/30/1983	11	Georgia	Tyrone, Ga.	D6-'06
14	Grant	Ryan	WR	6-0	201	12/19/1990	3	Tulane	Beaumont, Texas	D5-'14
23	Hall	DeAngelo	S	5-10	202	11/19/1983	13	Virginia Tech	Chesapeake, Va.	FA-'08
37	Harris	Jeremy	CB	6-2	195	4/26/1991	3	New Mexico State	Dorsey, Calif.	FA-'15
13	Harris	Maurice	WR	6-3	200	11/11/1992	R	California	Greensboro, N.C.	CFA-'16
55	Hayward	Adam	LB	6-1	246	6/23/1984	10	Portland State	Westminster, Calif.	UFA (TB)-'14
73	Hood	Ziggy	DE	6-3	305	2/16/1987	8	Missouri	Amarillo, Texas	FA-'16
3	Hopkins	Dustin	K	6-2	206	10/1/1990	3	Florida State	Houston, Texas	FA-'15
29	Ihenacho	Duke	S	6-1	208	6/16/1989	4	San Jose State	Gardena, Calif.	W (DEN)-'14
98	Ioannidis	Matt	DE	6-3	308	1/11/1994	R	Temple	Flemington, N.J.	D5-'16
11	Jackson	DeSean	WR	5-10	175	12/1/1986	9	California	Long Beach, Calif.	FA-'14
34R	Jarrett	Kyshoen	S	5-10	200	5/4/1993	2	Virginia Tech	East Stroudsburg, Pa.	D6a-'15
99	Jean Francois	Ricky	DE	6-3	313	11/23/1986	8	LSU	Carol City, Fla.	FA-'15
46	Jefferson	Willie	LB	6-5	246	1/31/1991	2	Stephen F. Austin	Beaumont, Texas	FA-'16
83	Jensen	Marcel	TE	6-6	270	2/12/1990	2	Fresno State	Fairfield, Calif.	PS (BUF)-'15
31	Jones	Matt	RB	6-2	232	3/7/1993	2	Florida	Seffner, Fla.	D3-'15
66	Kasitati	Nila	G	6-4	315	4/25/1993	R	Oklahoma	Eules, Texas	CFA-'16
22W	Kelley	Robert	RB	6-0	228	10/3/1992	R	Tulane	New Orleans, La.	CFA-'16
38W	Kerridge	Joe	FB	6-0	242	9/17/1992	R	Michigan	Traverse City, Mich.	CFA-'16
91	Kerrigan	Ryan	LB	6-4	265	8/16/1988	6	Purdue	Muncie, Ind.	D1-'11
74	Kouandjio	Arie	G	6-5	325	4/23/1992	2	Alabama	Hyattsville, Md.	D4b-'15

# 2016 ROSTER

## ALPHABETICAL ROSTER (CONT.)

NO.	FIRST	LAST	POS	HT	WT	AGE	EXP.	COLLEGE	HS HOMETOWN	HOW ACQ.
72R	Lanier II	Anthony	DE	6-6	282	5/8/1993	R	Alabama A&M	Savannah, Ga.	CFA-'16
77	Lauvao	Shawn	G	6-3	326	10/26/1987	7	Arizona State	Honolulu, Hawaii	UFA (CLE)-'14
67	LeRibeus	Josh	OL	6-2	310	7/2/1989	5	SMU	Richardson, Texas	D3-'12
78	Lichtensteiger	Kory	C	6-2	295	3/22/1985	8	Bowling Green	Convoy, Ohio	FA-'10
61	Long	Spencer	G	6-5	324	11/8/1990	3	Nebraska	Elkhorn, Neb.	D3b-'14
39W	Marshall	Keith	RB	5-11	222	2/16/1994	R	Georgia	Raleigh, N.C.	D7b-'16
39R	Matias-Smith	Geno	S	6-0	195	5/9/1994	R	Alabama	Atlanta, Ga.	CFA-'16
16	McCoy	Colt	QB	6-1	215	9/5/1986	7	Texas	Tuscola, Texas	UFA (SF)-'14
76	Moses	Morgan	T	6-6	335	3/3/1991	3	Virginia	North Chesterfield, Va.	D3a-'14
93	Murphy	Trent	DE	6-5	290	12/22/1990	3	Stanford	Phoenix, Ariz.	D2-'14
24	Norman	Josh	CB	6-0	200	12/15/1987	5	Coastal Carolina	Greenwood, S.C.	UFA (CAR)-'16
79	Nsekhe	Ty	T	6-8	335	10/27/1985	2	Texas State	Arlington, Texas	FA-'15
90	Paea	Stephen	DE	6-1	310	5/11/1988	6	Oregon State	Provo, Utah	UFA (CHI)-'15
84	Paul	Niles	TE	6-1	242	8/9/1989	6	Nebraska	Omaha, Neb.	D5b-'11
82	Paulsen	Logan	TE	6-5	268	2/26/1987	7	UCLA	West Hills, Calif.	CFA-'10
35	Phillips	Dashaun	CB	5-11	190	1/3/1991	2	Tarleton State	Duncanville, Texas	FA-'15
63	Powe	Jerrell	NT	6-2	330	3/15/1987	4	Mississippi	Waynesboro, Miss.	FA-'16
86	Reed	Jordan	TE	6-2	246	7/3/1990	4	Florida	New London, Conn.	D3-'13
62	Reiter	Austin	C	6-3	307	11/27/1991	1	South Florida	Bradenton, Fla.	D7-'15
97	Reyes	Kendall	DE	6-4	300	9/26/1989	5	Connecticut	Nashua, N.H.	UFA (SD)-'16
56	Riley Jr.	Perry	LB	6-0	240	5/3/1988	7	LSU	Stone Mountain, Ga.	D4-'10
19	Ross	Rashad	WR	6-0	180	2/2/1990	2	Arizona State	Vallejo, Calif.	FA-'14
75	Scherff	Brandon	G	6-5	323	12/26/1991	2	Iowa	Denison, Iowa	D1-'15
10	Showers	Valdez	WR	6-0	198	6/28/1993	R	Florida	Detroit, Mich.	CFA-'16
94	Smith	Preston	LB	6-5	268	11/17/1992	2	Mississippi State	Stone Mountain, Ga.	D2-'15
50	Spaight	Martrell	LB	6-0	238	8/5/1993	2	Arkansas	Little Rock, Ark.	D5-'15
2	Sudfeld	Nate	QB	6-6	235	10/7/1993	R	Indiana	Modesto, Calif.	D6-'16
57W	Sundberg	Nick	LS	6-0	245	7/23/1987	7	California	Phoenix, Ariz.	FA-'10
25W	Thompson	Chris	RB	5-8	195	10/20/1990	3	Florida State	Madison, Fla.	D5a-'13
20	Toler	Greg	CB	6-0	180	1/2/1985	8	St. Paul's	Hyattsville, Md.	UFA (IND)-'16
48	Trail	Lynden	LB	6-7	270	3/19/1991	1	Norfolk State	Miami, Fla.	FA-'15
15	Turner	Jarvis	WR	6-1	194	11/2/1993	R	Alcorn State	Mobila, Ala.	CFA-'16
45	Wakefield	Mike	LB	6-3	268	1/12/1994	R	Florida International	Valdosta, Ga.	CFA-'16
5	Way	Tress	P	6-1	225	4/18/1990	3	Oklahoma	Tulsa, Okla.	W (CHI)-'14
71	Williams	Trent	T	6-5	320	7/19/1988	7	Oklahoma	Longview, Texas	D1-'10
32W	Young	Kelsey	RB	5-10	198	3/4/1993	R	Boise State	Norco, Calif.	CFA-'16

## 2016 COACHING STAFF

<b>Jay Gruden</b> .....	<b>Head Coach</b>
<b>Joe Barry</b> .....	<b>Defensive Coordinator</b>
<b>Ben Kotwica</b> .....	<b>Special Teams Coordinator</b>
<b>Sean McVay</b> .....	<b>Offensive Coordinator</b>
<b>Robb Akey</b> .....	<b>Defensive Line</b>
<b>Bradford Banta</b> .....	<b>Asst. Special Teams</b>
<b>Bill Callahan</b> .....	<b>Offensive Line</b>
<b>Kevin Carberry</b> .....	<b>Asst. Offensive Line</b>
<b>Matt Cavanaugh</b> .....	<b>Quarterbacks</b>
<b>Mike Clark</b> .....	<b>Strength &amp; Conditioning</b>
<b>Chad Englehart</b> .....	<b>Asst. Strength &amp; Conditioning</b>
<b>Perry Fewell</b> .....	<b>Defensive Backs</b>
<b>Chad Grimm</b> .....	<b>Defensive Quality Control</b>
<b>Ike Hilliard</b> .....	<b>Wide Receivers</b>
<b>Randy Jordan</b> .....	<b>Running Backs</b>
<b>Paul Kelly</b> .....	<b>Director of Football Operations</b>
<b>Greg Manusky</b> .....	<b>Outside Linebackers</b>
<b>Bret Munsey</b> .....	<b>Asst. Special Teams/Special Projects</b>
<b>Kirk Olivadotti</b> .....	<b>Inside Linebackers</b>
<b>Wes Phillips</b> .....	<b>Tight Ends</b>
<b>Aubrey Pleasant</b> .....	<b>Defensive Quality Control</b>
<b>Jake Sankal</b> .....	<b>Asst. Strength &amp; Conditioning/Nutritionist</b>
<b>Shane Waldron</b> .....	<b>Offensive Quality Control</b>

# 2016 ROSTER

## NUMERICAL ROSTER (AGES AS OF AUG. 1)

NO.	FIRST	LAST	POS	HT	WT	AGE	EXP.	COLLEGE	HS HOMETOWN	HOW ACQ.
2	Nate	Sudfeld	QB	6-6	235	22	R	Indiana	Modesto, Calif.	DB-16
3	Dustin	Hopkins	K	6-2	206	25	3	Florida State	Houston, Texas	FA-15
5	Tress	Way	P	6-1	225	26	3	Oklahoma	Tulsa, Okla.	W (CHI)-14
8	Kirk	Cousins	QB	6-3	210	27	5	Michigan State	Holland, Mich.	D4a-12
10	Valdez	Showers	WR	6-0	198	23	R	Florida	Detroit, Mich.	CFA-16
11	DeSean	Jackson	WR	5-10	175	29	9	California	Long Beach, Calif.	FA-14
13	Maurice	Harris	WR	6-3	200	23	R	California	Greensboro, N.C.	CFA-16
14	Ryan	Grant	WR	6-0	201	25	3	Tulane	Beaumont, Texas	D5-14
15	Jarvis	Turner	WR	6-1	194	22	R	Alcorn State	Mobila, Ala.	CFA-16
16	Colt	McCoy	QB	6-1	215	29	7	Texas	Tuscola, Texas	UFA (SF)-14
17	Reggie	Diggs	WR	6-4	215	23	R	Richmond	Dendron, Va.	CFA-16
18	Josh	Doctson	WR	6-2	206	23	R	TCU	Mansfield, Texas	D1-16
19	Rashad	Ross	WR	6-0	180	26	2	Arizona State	Vallejo, Calif.	FA-14
20	Greg	Toler	CB	6-0	180	31	8	St. Paul's	Hyattsville, Md.	UFA (IND)-16
22R	Deshazor	Everett	S	6-0	198	24	2	Texas A&M	DeRidder, La.	FA-15
22W	Robert	Kelley	RB	6-0	228	23	R	Tulane	New Orleans, La.	CFA-16
23	DeAngelo	Hall	S	5-10	202	32	13	Virginia Tech	Chesapeake, Va.	FA-08
24	Josh	Norman	CB	6-0	200	28	5	Coastal Carolina	Greenwood, S.C.	UFA (CAR)-16
25R	Lloyd	Carrington	CB	5-10	195	23	R	Arizona State	Dallas, Texas	CFA-16
25W	Chris	Thompson	RB	5-8	195	25	3	Florida State	Madison, Fla.	D5a-13
26	Bashaud	Breeland	CB	5-11	200	24	3	Clemson	Allendale, S.C.	D4-14
29	Duke	Ihenacho	S	6-1	208	27	4	San Jose State	Gardena, Calif.	W (DEN)-14
30	David	Bruton Jr.	S	6-2	225	29	8	Notre Dame	Miamisburg, Ohio	UFA (DEN)-16
31	Matt	Jones	RB	6-2	232	23	2	Florida	Seffner, Fla.	D3-15
32R	Marisel	Cooper	CB	5-11	192	23	R	The Citadel	Sumter, S.C.	CFA-16
32W	Kelsey	Young	RB	5-10	198	23	R	Boise State	Norco, Calif.	CFA-16
34R	Kyshoen	Jarrett	S	5-10	200	23	2	Virginia Tech	East Stroudsburg, Pa.	D6a-15
34W	Mack	Brown	RB	5-11	215	24	1	Florida	Lithonia, Ga.	FA-15
35	Dashaun	Phillips	CB	5-11	190	25	2	Tarleton State	Duncanville, Texas	FA-15
36	Su'a	Cravens	S	6-1	222	21	R	Southern California	Murrieta, Calif.	D2-16
37	Jeremy	Harris	CB	6-2	195	25	3	New Mexico State	Dorsey, Calif.	FA-15
38R	Kendall	Fuller	CB	5-11	196	21	R	Virginia Tech	Olney, Md.	D3-16
38W	Joe	Kerridge	FB	6-0	242	23	R	Michigan	Traverse City, Mich.	CFA-16
39R	Geno	Matias-Smith	S	6-0	195	22	R	Alabama	Atlanta, Ga.	CFA-16
39W	Keith	Marshall	RB	5-11	222	22	R	Georgia	Raleigh, N.C.	D7b-16
40	Ejiro	Ederaine	LB	6-3	237	22	R	Fresno State	Corona, Calif.	CFA-16
41	Will	Blackmon	S	6-0	212	31	10	Boston College	Warwick, R.I.	FA-15
45	Mike	Wakefield	LB	6-3	268	22	R	Florida International	Valdosta, Ga.	CFA-16
46	Willie	Jefferson	LB	6-5	246	25	2	Stephen F. Austin	Beaumont, Texas	FA-16
47	Quinton	Dunbar	CB	6-2	203	24	2	Florida	Miami, Fla.	CFA-15
48	Lynden	Trail	LB	6-7	270	25	1	Norfolk State	Miami, Fla.	FA-15
50	Martrell	Spaight	LB	6-0	238	22	2	Arkansas	Little Rock, Ark.	D5-15
51	Will	Compton	LB	6-1	238	26	3	Nebraska	Bonne Terre, Mo.	CFA-13
52	Terence	Garvin	LB	6-3	235	25	4	West Virginia	Baltimore, Md.	FA-16
53	Steven	Daniels	LB	5-11	245	23	R	Boston College	Cincinnati, Ohio	D7a-16
54	Mason	Foster	LB	6-1	250	27	6	Washington	Seaside, Calif.	FA-15
55	Adam	Hayward	LB	6-1	246	32	10	Portland State	Westminster, Calif.	UFA (TB)-14
56	Perry	Riley Jr.	LB	6-0	240	28	7	LSU	Stone Mountain, Ga.	D4-10
57R	Shiro	Davis	LB	6-3	267	23	R	Texas	Shreveport, La.	CFA-16
57W	Nick	Sundberg	LS	6-0	245	29	7	California	Phoenix, Ariz.	FA-10
58	Junior	Galette	LB	6-2	260	28	7	Stillman	Montvale, N.J.	FA-15
59	Carlos	Fields	LB	6-1	248	25	2	Winston-Salem State	Henderson, N.C.	FA-15
60	Cody	Booth	OL	6-4	312	25	1	Temple	Lancaster, Pa.	FA-16

# 2016 ROSTER

## NUMERICAL ROSTER (CONT.)

NO.	FIRST	LAST	POS	HT	WT	AGE	EXP.	COLLEGE	HS HOMETOWN	HOW ACQ.
61	Spencer	Long	G	6-5	324	25	3	Nebraska	Elkhorn, Neb.	D3b-'14
62	Austin	Reiter	C	6-3	307	24	1	South Florida	Bradenton, Fla.	D7-'15
63	Jerrell	Powe	NT	6-2	330	29	4	Mississippi	Waynesboro, Miss.	FA-'16
64	Kedric	Golston	NT	6-4	330	33	11	Georgia	Tyrone, Ga.	D6-'06
66	Nila	Kasitati	G	6-4	315	23	R	Oklahoma	Euless, Texas	CFA-'16
67	Josh	LeRibeus	OL	6-2	310	27	5	SMU	Richardson, Texas	D3-'12
68	Al	Bond	OL	6-4	305	24	1	Memphis	Memphis, Tenn.	FA-'16
69	Takoby	Cofield	T	6-4	315	24	1	Duke	Tarboro, N.C.	CFA-'15
71	Trent	Williams	T	6-5	320	28	7	Oklahoma	Longview, Texas	D1-'10
72R	Anthony	Lanier II	DE	6-6	282	23	R	Alabama A&M	Savannah, Ga.	CFA-'16
72W	Kevin	Bowen	T	6-9	335	23	R	East Central	La Mesa, Calif.	CFA-'16
73	Ziggy	Hood	DE	6-3	305	29	8	Missouri	Amarillo, Texas	FA-'16
74	Arie	Kouandjio	G	6-5	325	24	2	Alabama	Hyattsville, Md.	D4b-'15
75	Brandon	Scherff	G	6-5	323	24	2	Iowa	Denison, Iowa	D1-'15
76	Morgan	Moses	T	6-6	335	25	3	Virginia	North Chesterfield, Va.	D3a-'14
77	Shawn	Lauvao	G	6-3	326	28	7	Arizona State	Honolulu, Hawaii	UFA (CLE)-'14
78	Kory	Lichtensteiger	C	6-2	295	31	8	Bowling Green	Convoy, Ohio	FA-'10
79	Ty	Nsekhe	T	6-8	335	30	2	Texas State	Arlington, Texas	FA-'15
80	Jamison	Crowder	WR	5-8	182	23	2	Duke	Monroe, N.C.	D4a-'15
82	Logan	Paulsen	TE	6-5	268	29	7	UCLA	West Hills, Calif.	CFA-'10
83	Marcel	Jensen	TE	6-6	270	26	2	Fresno State	Fairfield, Calif.	PS (BUF)-'15
84	Niles	Paul	TE	6-1	242	26	6	Nebraska	Omaha, Neb.	D5b-'11
85	Vernon	Davis	TE	6-3	248	32	11	Maryland	Washington, D.C.	UFA (DEN)-'16
86	Jordan	Reed	TE	6-2	246	26	4	Florida	New London, Conn.	D3-'13
88	Pierre	Garçon	WR	6-0	211	29	9	Mount Union	Greenacres, Fla.	UFA (IND)-'12
89	Derek	Carrier	TE	6-4	248	26	4	Beloit	Edgerton, Wisc.	T (SF)-'15
90	Stephen	Paea	DE	6-1	310	28	6	Oregon State	Provo, Utah	UFA (CHI)-'15
91	Ryan	Kerrigan	LB	6-4	265	27	6	Purdue	Muncie, Ind.	D1-'11
92	Chris	Baker	DE	6-2	320	28	5	Hampton	Windsor, Conn.	FA-'11
93	Trent	Murphy	DE	6-5	290	25	3	Stanford	Phoenix, Ariz.	D2-'14
94	Preston	Smith	LB	6-5	268	23	2	Mississippi State	Stone Mountain, Ga.	D2-'15
95	Corey	Crawford	DE	6-5	298	24	1	Clemson	Columbus, Ga.	CFA-'15
96	Houston	Bates	LB	6-3	252	24	2	Louisiana Tech	Covington, La.	CFA-'15
97	Kendall	Reyes	DE	6-4	300	26	5	Connecticut	Nashua, N.H.	UFA (SD)-'16
98	Matt	Ioannidis	DE	6-3	308	22	R	Temple	Flemington, N.J.	D5-'16
99	Ricky	Jean Francois	DE	6-3	313	29	8	LSU	Carol City, Fla.	FA-'15

## PRONUNCIATION GUIDE

Bashaud Breeland..... BUSH-ud  
 David Bruton Jr. .... BRUTE-in  
 Su'a Cravens..... SOO-uh  
 Shiro Davis..... SHY-ro  
 Josh Doctson..... DOCK-sun  
 Ejiro Ederaine..... A-Dro / ED-er-EYE-nay  
 Deshazor Everett..... de-SHAY-zor  
 Junior Galette..... guh-LET  
 Pierre Garçon..... gar-SDAN  
 Kedric Golston..... KEH-drick / GDAL-stun  
 Duke Ihenacho..... EE-ah-NAH-cho  
 Matt Ioannidis..... eye-an-NYE-dis  
 Kysheon Jarrett..... KY-shawn  
 Ricky Jean Francois..... zhon fran-SWAH  
 Nila Kasitati..... NEE-luh / kah-sih-TAH-tee

Arie Kouandjio..... R-ree / KWON-joe  
 Shawn Lauvao..... lah-VOW  
 Josh LeRibeus..... luh-REE-bus  
 Kory Lichtensteiger..... LICK-ten-STY-grr  
 Geno Matias-Smith..... Mah-TEE-us  
 Ty Nsekhe..... en-SECK-he  
 Stephen Paea..... PIE-yah  
 Austin Reiter..... RIGHT-er  
 Brandon Scherff..... SCHER-egg  
 Martrell Spaight..... SPAYT

### COACHING STAFF

Robb Akey..... A-key  
 Ben Kotwica..... cot-WEE-kuh  
 Greg Manusky..... man-US-key

# 2016 ROSTER

## HOW THE REDSKINS WERE BUILT

YEAR	DRAFT/CFA 50	FREE AGENT 34	TRADE 1	WAIVERS 2	PRACTICE SQUAD 1
2006	DL Kedric Golston (6b)				
2008		DB DeAngelo Hall			
2010	T Trent Williams (1) LB Perry Riley Jr. (4) TE Logan Paulsen (CFA)	C Kory Lichtensteiger LS Nick Sundberg			
2011	LB Ryan Kerrigan (1) TE Niles Paul (5b)	DL Chris Baker			
2012	C/G Josh LeRibeus (3) QB Kirk Cousins (4a)	WR Pierre Garçon (UFA - IND)			
2013	TE Jordan Reed (3) RB Chris Thompson (5a) LB Will Compton (CFA)				
2014	LB Trent Murphy (2) T Morgan Moses (3a) G Spencer Long (3b) CB Bashaud Breeland (4) WR Ryan Grant (5)	LB Adam Hayward (UFA - TB) WR DeSean Jackson G Shawn Lauvao (UFA - CLE) QB Colt McCoy (UFA - SF) WR Rashad Ross		S Duke Ihenacho (DEN) P Tress Way (CHI)	
2015	G Brandon Scherff (1) LB Preston Smith (2) RB Matt Jones (3) WR Jamison Crowder (4a) G Arie Kouandjio (4b) LB Martrell Spaight (5) S Kyshoen Jarrett (6a) C Austin Reiter (7) LB Houston Bates (CFA) T Takoby Cofield (CFA) DE Corey Crawford (CFA) CB Quinton Dunbar (CFA)	CB Will Blackmon RB Mack Brown CB Deshaun Everett LB Carlos Fields LB Mason Foster LB Junior Galette CB Jeremy Harris K Dustin Hopkins DE Ricky Jean Francois T Ty Nsekhe DE Stephen Paea (UFA - CHI) CB Dashaun Phillips LB Lynden Trail	TE Derek Carrier (SF)		TE Marcel Jensen (BUF)
2016	WR Josh Doctson (1) S Su'a Cravens (2) DB Kendall Fuller (3) DE Matt Ioannidis (5) QB Nate Sudfeld (6) LB Steven Daniels (7a) RB Keith Marshall (7b) T Kevin Bowen (CFA) CB Lloyd Carrington (CFA) LB Shiro Davis (CFA) WR Reggie Digs (CFA) LB Ejiro Ederaine (CFA) WR Maurice Harris (CFA) G Nila Kasitati (CFA) RB Robert Kelley (CFA) FB Joe Kerridge (CFA) DE Anthony Lanier II (CFA) S Geno Matias-Smith (CFA) WR Valdez Showers (CFA) WR Jarvis Turner (CFA) LB Mike Wakefield (CFA) RB Kelsey Young (CFA)	T Al Bond OL Cody Booth S David Bruton Jr. (UFA - DEN) TE Vernon Davis (UFA - DEN) LB Terence Garvin DE Ziggy Hood LB Willie Jefferson CB Josh Norman (UFA - CAR) NT Jerrell Powe DE Kendall Reyes (UFA - SD) CB Greg Toler (UFA - IND)			





# **2015 IN REVIEW**

---



# 2015 IN REVIEW

## 2015 STATISTICS

Sept. 13	L	10-17	vs. Miami Dolphins	76,512	<b>RUSHING</b>	<b>No.</b>	<b>Yds</b>	<b>Avg</b>	<b>Lg</b>	<b>TD</b>
Sept. 20	W	24-10	vs. St. Louis Rams	72,460	A.Morris	202	751	3.72	48	1
Sept. 24	L	21-32	at New York Giants	76,081	M.Jones	144	490	3.4	39t	3
Oct. 4	W	23-20	vs. Philadelphia Eagles	74,767	C.Thompson	35	216	6.17	42	0
Oct. 11	L	19-25 (OT)	at Atlanta Falcons	70,178	P.Thomas	11	52	4.73	11	0
Oct. 18	L	20-34	at New York Jets	78,160	K.Cousins	26	48	1.85	13t	5
Oct. 25	W	31-30	vs. Tampa Bay Buccaneers	72,912	D.Young	6	10	1.67	5	0
Nov. 8	L	10-27	at New England Patriots	66,829	J.Crowder	2	2	1	2	0
Nov. 15	W	47-14	vs. New Orleans Saints	75,086	C.McCoy	3	-3	-1	-1	0
Nov. 22	L	16-44	at Carolina Panthers	74,418	REDSKINS	429	1566	3.65	48	9
Nov. 29	W	20-14	vs. New York Giants	77,367	Opponent	406	1962	4.83	70	10
Dec. 7	L	16-19	vs. Dallas Cowboys	80,444	<b>RECEIVING</b>	<b>No.</b>	<b>Yds</b>	<b>Avg</b>	<b>Lg</b>	<b>TD</b>
Dec. 13	W	24-21	at Chicago Bears	61,026	J.Reed	87	952	10.9	32	11
Dec. 20	W	35-25	vs. Buffalo Bills	80,124	P.Garçon	72	777	10.8	39t	6
Dec. 26	W	38-24	at Philadelphia Eagles	69,596	J.Crowder	59	604	10.2	44	2
Jan. 3	W	34-23	at Dallas Cowboys	90,127	C.Thompson	35	240	6.9	23	2
			<b>Playoffs</b>		D.Jackson	30	528	17.6	77t	4
Jan. 10	L	18-35	vs. Green Bay Packers	81,367	R.Grant	23	268	11.7	35	2

### TOTAL FIRST DOWNS

	Redskins	Opponents
Rushing	317	329
Passing	81	103
Penalty	208	202
3rd Down: Made/ Att	28	24
3rd Down Pct.	94/216	78/207
4th Down: Made/ Att	43.5	37.7
4th Down Pct.	7/12	11/20

### POSSESSION AVG.

Total Plays	58.3	55.0
Avg. Per Game	31:39	28:21
Total Net Yards	5661	6090

### NET YARDS RUSHING

Avg. Per Game	353.8	380.6
Total Rushes	1011	1010
Avg. Per Play	5.6	6.0

### NET YARDS PASSING

Avg. Per Game	1566	1962
Sacked/Yards Lost	97.9	122.6
Gross Yards	429	406

### ATTEMPTS/COMPLETIONS

Completion Pct.	4095	4128
Interceptions	255.9	258.0
Completion Pct.	27/199	38/264

### PUNTS/AVERAGE

Net Punting Avg.	69.5	62.5
Penalties/Yards	71/45.4	69/44.9
Fumbles/Lost	39.3	40.3

### TOUCHDOWNS

Touchdowns	105/827	112/955
Touchdowns	26/11	36/16
Rushing	44	44
Passing	9	10
Returns	30	30

### SCORE BY PERIODS

	Q1	Q2	Q3	Q4	OT	PTS
REDSKINS	102	110	61	115	0	388
Opponents	71	84	100	118	6	379

### PLAYER

Player	TD	Ru	Pa	Rt	PAT	FG	2PT	S	Pts
D.Hopkins	0	0	0	0	39/40	25/28	0	0	114
J.Reed	11	0	11	0	0/0	0/0	0	0	66
P.Garçon	6	0	6	0	0/0	0/0	0	0	36
K.Cousins	5	5	0	0	0/0	0/0	0	0	30
D.Jackson	4	0	4	0	0/0	0/0	0	0	24
M.Jones	4	3	1	0	0/0	0/0	0	0	24
R.Ross	3	0	1	2	0/0	0/0	0	0	18
J.Crowder	2	0	2	0	0/0	0/0	2	0	16
R.Grant	2	0	2	0	0/0	0/0	0	0	12
C.Thompson	2	0	2	0	0/0	0/0	0	0	12
D.Carrier	1	0	1	0	0/0	0/0	0	0	6
D.Goldson	1	0	0	1	0/0	0/0	0	0	6
D.Hall	1	0	0	1	0/0	0/0	0	0	6
A.Morris	1	1	0	0	0/0	0/0	0	0	6
A.Roberts	1	0	0	1	0/0	0/0	0	0	6
K.Forbath	0	0	0	0	1/1	1/2	0	0	4
H.Bates	0	0	0	0	0/0	0/0	0	1	2
<b>REDSKINS</b>	<b>44</b>	<b>9</b>	<b>30</b>	<b>5</b>	<b>40/41</b>	<b>26/30</b>	<b>2</b>	<b>1</b>	<b>388</b>
<b>Opponent</b>	<b>44</b>	<b>10</b>	<b>30</b>	<b>4</b>	<b>40/41</b>	<b>23/28</b>	<b>1</b>	<b>2</b>	<b>379</b>

### PASSING

	Att	Comp	Yds	Cmp%	Yds/Att	TD	TD%	Int	Int%	Long	Sack/Lost	Rating
K.Cousins	543	379	69.8	4166	7.67	29	5.3	11	2	78t	26/186	101.6
C.McCoy	11	7	63.6	128	11.64	1	9.1	0	0	71t	1/13	133.9
J.Crowder	1	0	0	0	0	0	0	0	0	0	0/0	39.6
REDSKINS	555	386	69.5	4294	7.74	30	5.4	11	2	78t	27/199	102
Opponent	566	354	62.5	4392	7.76	30	5.3	11	1.9	62t	38/264	96.1

### INTERCEPTIONS

B.Breeland	2	56	28	28	0
W.Blackmon	2	7	3.5	6	0
P.Riley Jr.	2	7	3.5	7	0
K.Robinson	1	44	44	44	0
D.Goldson	1	35	35	35t	1
W.Compton	1	24	24	24	0
T.Robinson	1	8	8	8	0
O.Dunbar	1	0	0	0	0
REDSKINS	11	181	16.5	44	1
Opponent	11	140	12.7	59t	1

### PUNTING

	No.	Yds	Avg	Net	TB	In20	Lg	Blk
T.Way	70	3224	46.1	39.8	7	21	64	1
REDSKINS	71	3224	45.4	39.8	7	21	64	1
Opponent	69	3097	44.9	40.9	6	24	63	1

### PUNT RETURNS

	Ret	FC	Yds	Avg	Lg	TD
J.Crowder	30	16	158	5.3	16	0
D.Jackson	2	1	-5	-2.5	2	0
REDSKINS	32	17	153	4.8	16	0
Opponent	30	14	258	8.6	69t	1

### KICKOFF RETURNS

	No.	Yds	Avg	Lg	TD
R.Ross	28	684	24.4	101t	1
A.Roberts	7	231	33	99t	1
C.Thompson	3	63	21	36	0
J.Crowder	1	13	13	13	0
D.Jackson	1	8	8	8	0
REDSKINS	40	999	25	101t	2
Opponent	29	582	20.1	49	0

### FIELD GOALS

	1-19	20-29	30-39	40-49	50+
D.Hopkins	0/0	7/7	9/9	7/8	2/4
K.Forbath	0/0	0/0	0/0	1/2	0/0
REDSKINS	0/0	7/7	9/9	8/10	2/4
Opponent	0/0	8/8	8/10	5/7	2/3

### NOTABLE

Record (Finish): 9-7 (1st NFC East)

# 2015 IN REVIEW

## 2015 DEFENSIVE STATISTICS (ACCORDING TO COACHES' FILM REVIEW)

Player	Tack.	Solo	Asst.	TFL	Sacks	Yds	QB/H	Ints	Yds	PD	FF	FR	Safeties	TDs
Dashon Goldson	139	85	54	1	0	0	4	1	35	4	1	2	0	1
Will Compton	122	63	59	2	1	7	1	1	0	6	0	1	0	0
Bashaud Breeland	89	62	27	5	0	0	0	2	56	16	3	2	0	0
Keenan Robinson	74	47	27	0	0	0	2	1	44	2	0	1	0	0
Ryan Kerrigan	66	46	20	17	9.5	70.5	28	0	0	5	2	0	0	0
Kyshoen Jarrett	63	42	21	0	0	0	3	0	0	2	1	0	0	0
Trenton Robinson	59	38	21	1	0	0	2	1	8	1	0	0	0	0
Chris Baker	58	32	26	14	6	34	29	0	0	1	3	2	0	0
DeAngelo Hall	58	45	13	1	0	0	1	0	0	2	1	1	0	1
Will Blackmon	57	41	16	1	1	0	0	2	6	10	3	2	0	0
Perry Riley	56	27	29	1	0	0	4	2	7	3	0	0	0	0
Trent Murphy	45	23	22	5	3.5	23.5	17	0	0	0	1	2	0	0
Mason Foster	43	25	18	1	0	0	1	0	0	1	1	1	0	0
Preston Smith	42	32	10	11	8	77	22	0	0	3	1	1	0	0
Ricky Jean Francois	30	14	16	6	2	10	10	0	0	1	0	0	0	0
Terrance Knighton	30	15	15	5	1.5	11	6	0	0	0	0	0	0	0
Jason Hatcher	27	17	10	5	2	10	32	0	0	2	2	0	0	0
Jeron Johnson	26	12	14	0	0	0	0	0	0	0	0	0	0	0
Stephen Paea	24	15	9	5	1.5	12	11	0	0	0	1	0	0	0
Chris Culliver	16	13	3	0	0	0	0	0	0	2	0	0	0	0
Quinton Dunbar	15	12	3	0	0	0	0	1	0	5	0	0	0	0
Kedric Golston	9	1	8	0	0	0	0	0	0	0	0	0	0	0
Frank Kearse	5	2	3	1	1	5	1	0	0	0	0	0	0	0
Deshazor Everett	5	3	2	0	0	0	0	0	0	0	0	0	0	0
David Amerson	3	2	1	0	0	0	0	0	0	1	0	0	0	0
Justin Rogers	3	1	2	0	0	0	0	0	0	0	0	0	0	0
Duke Ihenacho	3	1	2	0	0	0	1	0	0	0	0	0	0	0
Houston Bates	3	2	1	1	0	0	0	0	0	0	0	0	0	0
Jackson Jeffcoat	2	1	1	0	0	0	0	0	0	0	1	0	0	0
Jeremy Harris	1	1	0	0	0	0	0	0	0	0	0	0	0	0
Carlos Fields	1	1	0	0	0	0	0	0	0	0	0	0	0	0
Dashaun Phillips	1	1	0	0	0	0	0	0	0	0	0	0	0	0
TEAM	0	0	0	0	1	4	0	0	0	0	0	0	0	0
<b>TOTALS</b>	<b>1175</b>	<b>722</b>	<b>453</b>	<b>83</b>	<b>38</b>	<b>264</b>	<b>175</b>	<b>11</b>	<b>156</b>	<b>67</b>	<b>21</b>	<b>15</b>	<b>0</b>	<b>2</b>

## 2015 STARTERS

Offense: QB Kirk Cousins (16), WR Pierre Garçon (16), RB Alfred Morris (16), T Morgan Moses (16), G Brandon Scherff (16), T Trent Williams (14), G Spencer Long (13), TE Derek Carrier (11), G Josh LeRibeus (11), WR DeSean Jackson (9), TE Jordan Reed (9), WR Jamison Crowder (6), WR Ryan Grant (5), C Kory Lichtensteiger (5), G Shawn Lauvao (3), TE Anthony McCoy (3), FB Darrel Young (3), T Tom Compton (2), T Ty Nsekhe (2), TE Alex Smith (1)

Defense: LB Ryan Kerrigan (16), S Dashon Goldson (15), NT Terrance Knighton (15), LB Trent Murphy (15), DE Jason Hatcher (14), CB Bashaud Breeland (13), DE Chris Baker (11), CB Will Blackmon (10), LB Will Compton (9), DE DeAngelo Hall (9), LB Perry Riley Jr. (9), LB Keenan Robinson (8), S Trenton Robinson (8), CB Chris Culliver (6), LB Mason Foster (5), S Kyshoen Jarrett (5), CB Quinton Dunbar (1), S Duke Ihenacho (1), DE Ricky Jean-Francois (1), S Jeron Johnson (1), DE Stephen Paea (1), CB Justin Rogers (1), LB Preston Smith (1)

# 2015 IN REVIEW

Sept. 13, 2015

GAME 1

FedExField (Landover, Md.)

## DOLPHINS 17, REDSKINS 10

**LANDOVER, Md.** – The Washington Redskins lost to the Miami Dolphins, 17-10, in front of an announced crowd of 76,512 people at FedExField in Week 1.

The game kicked off the Redskins' 84th season in franchise history and the franchise's 79th representing Washington, D.C. It was the first of 19 games on the 2015 NFL schedule that represented Super Bowl rematches, and Joe Theismann and Bob Griese served as honorary team captains for the Redskins and Dolphins, respectively.

The Redskins outgained the Dolphins, 349-256, including a 161-74 edge in rushing yards. The Redskins' 161 rushing yards and 37 rushing attempts were both the second-highest totals of the Jay Gruden era (42 carries for 191 yards vs. Jacksonville on Sept. 14, 2014).

Running back Alfred Morris gained a game-high 121 rushing yards on 25 carries, recording his 12th career 100-yard rushing game and tying him with Earnest Byner, Terry Allen and George Rogers for fifth-most 100-yard games in franchise history. Morris also became the sixth player in franchise history to reach 4,000 career rushing yards as a member of the Redskins, joining John Riggins, Clinton Portis, Larry Brown, Stephen Davis and Terry Allen.

Quarterback Kirk Cousins started and completed 21-of-31 passes for 196 yards with one touchdown and two interceptions. The touchdown, a four-yard pass to tight end Jordan Reed, was the 19th passing touchdown of Cousins' career and the fourth receiving touchdown of Reed's career.

Linebacker Preston Smith, the team's second-round draft pick in the 2015 NFL Draft, recorded his first career sack, forced fumble and fumble recovery on a single play in the third quarter.

Despite the loss, the Redskins remain 8-4 all-time in Week 1 games at FedExField. The decision pushed the Redskins to 40-40-4 all-time in season openers, including a 24-22 record in openers since the 1970 merger.

TEAM	QTR	TIME	SCORING PLAY	DRIVE	MIA	WAS
WAS	1	7:39	K. Forbath 45 yd. Field Goal	12-53, 7:21	0	3
WAS	2	1:49	J. Reed 4 yd. pass from K. Cousins (K. Forbath kick)	17-88; 8:49	0	10
MIA	2	0:27	R. Matthews 3 yd. pass from R. Tannehill (A. Franks kick)	9-80, 1:22	7	10
MIA	4	11:34	A. Franks 22 yd. Field Goal	10-76, 5:13	10	10
MIA	4	10:22	J. Landry 69 yd. punt return (A. Franks kick)		17	10

### PASSING

MIA: R. Tannehill 22-34 226, 1 TD

WAS: K. Cousins 21-31 196, 1 TD, 2 INT

### RUSHING

MIA: L. Miller 13-53; J. Landry 1-14; R. Tannehill 3-7; D. Williams 1-0

WAS: A. Morris 25-121; M. Jones 6-28; C. Thompson 3-11; J. Crowder 1-2; K. Cousins 2--1

### RECEIVING

MIA: J. Landry 8-53; J. Cameron 4-73; R. Matthews 4-34, 1 TD; G. Jennings 3-29; L. Miller 1-22; K. Stills 1-12; D. Williams 1-3

WAS: J. Reed 7-63, 1 TD; P. Garçon 6-74; A. Roberts 3-36; D. Carrier 2-8; R. Grant 1-15; D. Young 1-0; J. Crowder 1-0

### PUNT RETURNS

MIA: J. Landry 2-74 1 TD

WAS: J. Crowder 2-23

### KICKOFF RETURNS

MIA: L. James 2-54

WAS: C. Thompson 1-36

### SACKS

MIA: J. Phillips 1-8

WAS: P. Smith 1-38; J. Hatcher 1-1; R. Kerrigan 0.5-2.5; C. Baker 0.5-2.5

# 2015 IN REVIEW

Sept. 20, 2015

GAME 2

FedExField (Landover, Md.)

## REDSKINS 24, RAMS 10

**LANDOVER, Md.** – The Washington Redskins earned their first victory of the 2015 season in Week 2, defeating the St. Louis Rams, 24-10, in front of an announced crowd of 72,460 at FedExField.

A week after rushing for 161 yards against the Miami Dolphins, the Redskins gained 182 rushing yards against the Rams, marking only the third time since 1950 that the Redskins have opened a season with consecutive 150-yard rushing games (1952 and 2012). It represented the first time Redskins had rushed for at least 150 yards in consecutive games since Weeks 10-11 of the 2013 season.

Running back Matt Jones recorded career highs in rushing attempts (19), rushing yards (123) and rushing touchdowns (two). The 100-yard rushing game was the first of Jones' career and the first by a Redskins rookie since Alfred Morris on Dec. 30, 2012 (vs. Dallas). With the back-to-back 100-yard rushing games by Jones and Alfred Morris, the Redskins had two different players recording 100-yard rushing efforts in consecutive games for the first time since Weeks 6-7 of the 2012 season (Robert Griffin III and Morris).

The Redskins held the Rams to zero points in the first half. Prior to Week 2, the last time the Redskins held an opponent scoreless in the first half also came against the Rams on Oct. 2, 2011 (led 14-0, won 17-10). The Redskins' 17-point halftime lead was the team's largest halftime margin since holding a 25-point halftime lead at Dallas on Thanksgiving Day in 2012.

The Redskins improved to 25-13-1 all-time against the Rams, including postseason play. The Redskins are now 23-11-1 all-time against the Rams in regular season play. The win was the Redskins' first against an NFC West opponent since earning a 23-17 victory against the Seattle Seahawks on Nov. 27, 2011.

TEAM	QTR	TIME	SCORING PLAY	DRIVE	STL	WAS
WAS	1	7:05	M. Jones 39 yd. run (D. Hopkins kick)	3-72, 1:18	0	7
WAS	1	0:53	D. Hopkins 46 yd. Field Goal	8-38, 4:27	0	10
WAS	2	3:02	P. Garçon 4 yd. pass from K. Cousins (D. Hopkins kick)	12-82, 7:44	0	17
STL	3	9:33	G. Zuerlein 52 yd. Field Goal	6-34, 3:15	3	17
STL	3	7:01	K. Britt 40 yd. pass from N. Foles (G. Zuerlein kick)	2-49, 0:54	10	17
WAS	4	2:38	M. Jones 3 yd. run (D. Hopkins kick)	12-77, 6:49	10	24

### PASSING

STL: N. Foles 17-32 150, 1 TD

WAS: K. Cousins 23-27 203, 1 TD

### RUSHING

STL: T. Austin 4-40; T. Mason 7-26; N. Foles 1-1; B. Cunningham 1-0

WAS: M. Jones 19-123 2 TD; A. Morris 18-59

### RECEIVING

STL: J. Cook 5-47; B. Cunningham 4-27; K. Britt 2-44 1 TD; T. Mason 2-4; L. Kendricks 1-15; C. Givens 1-7; T. Austin 1-6; S. Bailey 1-0

WAS: J. Reed 6-82; P. Garçon 6-23 1 TD; R. Grant 3-45; M. Jones 3-23; A. Morris 2-13; C. Thompson 1-10; J. Crowder 1-7; A. Roberts 1-0

### PUNT RETURNS

STL: None

WAS: J. Crowder 5-12

### KICKOFF RETURNS

STL: B. Cunningham 1-28

WAS: R. Ross 1-23

### SACKS

STL: C. Long 1-6; A. Donald 0.5-4; N. Fairley 0.5-4

WAS: S. Paea, 1-4

# 2015 IN REVIEW

Sept. 24, 2015

GAME 3

MetLife Stadium [East Rutherford, N.J.]

## GIANTS 32, REDSKINS 21

**EAST RUTHERFORD, N.J.** – The Washington Redskins fell to the New York Giants, 32-21, in front of an announced crowd of 76,081 people at MetLife Stadium in Week 3.

Wide receiver Rashad Ross scored his first career kickoff return touchdown on a 101-yard return in the fourth quarter. His kickoff return touchdown was the Redskins' first since Oct. 31, 2010 (Brandon Banks, 96 yards at Detroit). The 101-yard kickoff return tied Brian Mitchell for the second-longest in team history (vs. SD on Dec. 6, 1998).

Running back Chris Thompson led the Redskins with eight receptions, marking the first time since Week 11 of the 2014 season that a running back led the team in receptions in a game (Roy Helu, Jr. vs. Tampa Bay). He scored on a four-yard reception from Kirk Cousins, Thompson's second career receiving touchdown and his first of the season. Thompson became the first member of the Redskins to record a receiving touchdown in consecutive road games against the Giants since Santana Moss across the 2011-12 seasons.

Tight end Jordan Reed led the Redskins with 96 receiving yards on six receptions, giving him the team lead in receiving yards in back-to-back weeks for the first time since Weeks 7-8 of his rookie season in 2013.

The Redskins' three scoring drives lasted 10, 13 and 12 plays, respectively. Entering the game, the Redskins were averaging 10.67 plays per scoring drive, the second-longest average in the NFL.

TEAM	QTR	TIME	SCORING PLAY	DRIVE	WAS	NYG
NYG	1	12:47	Punt blocked by R. Jennings out of bounds in end zone for a Safety		0	2
NYG	1	6:34	A. Williams 1 yd. run (J. Brown kick)	4-14, 1:56	0	9
NYG	1	0:39	J. Brown 35 yd. Field Goal	8-47, 3:45	0	12
WAS	2	11:31	D. Hopkins 44 yd. Field Goal	10-54, 4:08	3	12
NYG	2	7:32	J. Brown 36 yd. Field Goal	9-47, 3:59	3	15
WAS	2	1:43	D. Hopkins 37 yd. Field Goal	13-61, 5:49	6	15
NYG	3	7:29	J. Brown 48 yd. Field Goal	15-50, 7:31	6	18
NYG	4	13:39	D. Beckham Jr. 30 yd. pass from E. Manning (J. Brown kick)	8-73, 5:06	6	25
WAS	4	3:40	C. Thompson 4 yd. pass from K. Cousins (K. Cousins-J. Crowder pass)	12-74, 3:44	14	25
NYG	4	3:21	R. Randle 41 yd. pass from E. Manning (J. Brown kick)	3-41, 0:19	14	32
WAS	4	3:08	R. Ross 101 yd. kickoff return (D. Hopkins kick)	0-0, 0:13	21	32

### PASSING

WAS: K. Cousins 30-49 316, 1 TD, 2 INT

NYG: E. Manning 23-32 279, 2 TD

### RUSHING

WAS: M. Jones 11-38; C. Thompson 2-29; A. Morris 6-19; D. Young 1-2

NYG: R. Jennings 11-32; A. Williams 14-29 1 TD; S. Vereen 6-23

### RECEIVING

WAS: C. Thompson 8-57 1 TD; J. Reed 6-96; J. Crowder 6-45; P. Garçon 5-64; R. Ross 2-27; R. Grant 2-9; A. Roberts 1-18

NYG: R. Randle 7-116 1 TD; D. Beckham Jr. 7-79 1 TD; L. Donnell 3-32; D. Fells 3-27; R. Jennings 3-25

### PUNT RETURNS

WAS: J. Crowder, 1-10

NYG: D. Harris, 1-0

### KICKOFF RETURNS

WAS: R. Ross 4-158, 1 TD

NYG: D. Harris 1-13; S. Vereen 1-4

### SACKS

WAS: None

NYG: J. Casillas 1-11

Oct. 4, 2015

GAME 4

FedExField (Landover, Md.)

## REDSKINS 23, EAGLES 20

**LANDOVER, Md.** – The Washington Redskins evened their 2015 record at 2-2 with a 23-20 come-from-behind victory against the Philadelphia Eagles in front of an announced crowd of 74,767 people at FedExField in Week 4.

Quarterback Kirk Cousins recorded a career-high 31 completions on 46 attempts for 290 yards with one touchdown and no interceptions. His 31 completions were the most by a Redskins quarterback in a single game against Philadelphia in the 161-game history of the Redskins-Eagles rivalry.

Cousins engineered a 15-play, 90-yard drive in 5:39 to complete his first fourth-quarter come-from-behind victory as a starter. It marked the second time in his career he contributed to a come-from-behind victory in the fourth quarter, joining his contributions as a reserve vs. Baltimore on Dec. 9, 2012. The fourth quarter comeback was the Redskins' first since coming back to defeat the Tennessee Titans, 19-17, in Week 7 last season.

Cousins connected with wide receiver Pierre Garçon for a four-yard touchdown to win the game. The touchdown reception was the 30th of Garçon's career, becoming the 40th active player to reach 30 career receiving touchdowns.

The Redskins' first three scoring drives lasted 13, 10 and 10 plays, respectively. Washington's nine-play scoring drive in the third quarter snapped a streak of eight consecutive scoring drives of 10 plays or more. Per the Elias Sports Bureau, the most recent NFL team to have eight consecutive scoring drives last 10 plays or more was the 2007 Indianapolis Colts (a streak of nine such drives).

The Redskins recorded a 41:08-18:52 advantage in time of possession. The Redskins' 41:08 time of possession is the longest by the team in a game in records available dating back to 1991, surpassing the 41:04 recorded in an overtime contest vs. the New York Giants on Nov. 23, 1997.

TEAM	QTR	TIME	SCORING PLAY	DRIVE	PHI	WAS
WAS	1	7:22	D. Hopkins 20 yd. Field Goal	13-78, 7:38	0	3
WAS	1	0:51	D. Hopkins 38 yd. Field Goal	10-39, 5:11	0	6
WAS	2	5:18	K. Cousins 1 yd. run (D. Hopkins kick)	10-68, 5:35	0	13
PHI	3	11:54	R. Cooper 62 yd. pass from S. Bradford (kick failed, wide right)	8-80, 3:06	6	13
PHI	3	8:17	B. Celek 10 yd. pass from S. Bradford (C. Sturgis kick)	5-56, 1:33	13	13
WAS	3	3:49	D. Hopkins 33 yd. Field Goal	9-65, 4:28	13	16
PHI	4	14:40	M. Austin 39 yd. pass from S. Bradford (C. Sturgis kick)	3-58, 0:21	20	16
WAS	4	0:26	P. Garçon 4 yd. pass from K. Cousins (D. Hopkins kick)	15-90, 5:39	20	23

### PASSING

PHI: S. Bradford 15-28 270, 3 TD

WAS: K. Cousins 31-46 290, 1 TD

### RUSHING

PHI: D. Murray 8-36; R. Mathews 5-20; D. Sproles 4-17; S. Bradford 1-14

WAS: A. Morris 17-62; C. Thompson 6-53; M. Jones 7-11; K. Cousins 1-1 1 TD; D. Young 1-0

### RECEIVING

PHI: N. Agholor 3-64; J. Matthews 3-50; R. Cooper 2-72 1 TD; M. Austin 2-51 1 TD; D. Murray 2-12; Z. Ertz 2-11; B. Celek 1-10 1 TD

WAS: J. Crowder 7-65; P. Garçon 7-55 1 TD; R. Grant 5-45; J. Reed 5-37; C. Thompson 2-24; D. Carrier 2-18; A. Morris 2-3; R. Ross 1-43

### PUNT RETURNS

PHI: D. Sproles 1-45

WAS: J. Crowder 2-2

### KICKOFF RETURNS

PHI: None

WAS: R. Ross 1-22

### SACKS

PHI: B. Graham 1-0

WAS: C. Baker 2-15; P. Smith 1-9; T. Murphy 1-7; R. Kerrigan 1-6

# 2015 IN REVIEW

Oct. 11, 2015

GAME 5

Georgia Dome (Atlanta)

## FALCONS 25, REDSKINS 19 (OT)

**ATLANTA** – The Washington Redskins fell to the Atlanta Falcons in overtime, 25-19, in front of an announced crowd of 70,178 people at the Georgia Dome in Week 6. The defeat pushed Washington to 25-15-1 all-time in overtime games.

Kicker Dustin Hopkins converted a career-long 52-yard field goal with no time remaining in regulation to force overtime. He became the first Redskins kicker to force overtime with a game-tying field goal in the final minute of regulation since John Hall vs. the New York Giants on Sept. 21, 2003. Hopkins' 52-yard field goal was the longest by a member of the Redskins since Dec. 24, 2011 (Graham Gano, 53 yards vs. Minnesota).

The field goal came as the culmination of a drive lasting 24 seconds, the team's quickest scoring drive by time since a nine-second drive in Week 3 at Philadelphia last season.

The Redskins won the turnover battle, 3-2. The Redskins forced three takeaways for the first time since Week 13 last season at Indianapolis. In Weeks 4-5, the Redskins recorded multiple takeaways in consecutive games for the first time since Weeks 12-13 last season.

Cornerback Bashaud Breeland tied his career high with four passes defended, set previously in Week 8 last season at Dallas. In the fourth quarter, Breeland recorded his third career interception, picking off Matt Ryan and recording a career-long 28-yard interception return.

Linebacker Ryan Kerrigan recorded two sacks. The multi-sack game was the seventh of Kerrigan's career and his first since Week 14 last season. Kerrigan moved into fifth-place on the Redskins' all-time sack list with a sack in the first quarter. The sack pushed Kerrigan past Brian Drakpo (40.0) in franchise history.

Defensive lineman Chris Baker recorded two forced fumbles, becoming the first member of the Redskins to record two forced fumbles in a game since Kerrigan on Nov. 13, 2011 at Miami.

TEAM	QTR	TIME	SCORING PLAY	DRIVE	WAS	ATL
WAS	2	12:12	D. Carrier 7 yd. pass from K. Cousins (D. Hopkins kick)	12-67, 6:47	7	0
ATL	2	7:07	M. Bryant 42 yd. Field Goal	12-56, 5:05	7	3
ATL	3	1:54	M. Bryant 28 yd. Field Goal	11-47, 4:47	7	6
ATL	4	9:14	J. Jones fumble recovery in end zone (pass failed)	11-91, 6:32	7	12
WAS	4	7:59	M. Jones 2 yd. run (pass failed)	3-80, 1:15	13	12
WAS	4	2:38	D. Hopkins 28 yd. Field Goal	6-11, 3:06	16	12
ATL	4	0:24	D. Freeman 6 yd. run (M. Bryant kick)	10-80, 2:14	16	19
WAS	4	0:00	D. Hopkins 52 yd. Field Goal	4-46, 0:24	19	19
ATL	5	12:15	R. Alford 59 yd. interception return		19	25

### PASSING

WAS: K. Cousins 21-32 219, 1 TD, 2 INT

ATL: M. Ryan 24-42 254, 2 INT

### RUSHING

WAS: M. Jones 11-20 1 TD, A. Morris 8-15, C. Thompson 3-15, K. Cousins 1-1, J. Crowder 1-0

ATL: D. Freeman 27-153 1 TD, M. Ryan 3-20, T. Coleman 2-3

### RECEIVING

WAS: J. Crowder 8-87, C. Thompson 6-33, P. Garçon 3-51, D. Carrier 2-27 1 TD, M. Jones 1-17, R. Grant 1-4

ATL: J. Tamme 8-94, D. Freeman 7-44, J. Jones 5-67, R. White 2-23, L. Hankerson 1-13, N. Williams 1-13

### PUNT RETURNS

WAS: J. Crowder 1-10

ATL: E. Weems 2-14

### KICKOFF RETURNS

WAS: R. Ross 2-53

ATL: None

### SACKS

WAS: R. Kerrigan 2-12, C. Baker 1-0

ATL: N. Stupar 1-0



# 2015 IN REVIEW

Oct. 18, 2015

GAME 6

MetLife Stadium (East Rutherford, N.J.)

**JETS 34, REDSKINS 20**

**EAST RUTHERFORD, N.J.** – The Washington Redskins fell to the New York Jets, 34-20, in front of a crowd of 78,160 people at MetLife Stadium in Week 6. The game was the first regular season meeting between the Redskins and Jets at MetLife Stadium.

The Redskins registered three takeaways, forcing three turnovers in consecutive games for the first time since Weeks 12-13 last season. The Redskins recorded multiple takeaways for a third consecutive game for the first time since Weeks 15-17 of the 2013 season and produced three first-half takeaways for the first time since Week 13 of 2014 at Indianapolis. With the performance, the Redskins posted a positive turnover margin in three consecutive games for the first time since doing so in four straight contests across Weeks 14-17 of the 2012 season.

Cornerback Bashaud Breeland recorded an interception and a career-high two fumble recoveries, joining Darrelle Revis as the only NFL players through Week 6 to record two fumble recoveries and an interception in a single game in 2015.

Breeland recorded interceptions in consecutive games for the first time in his career and became the first member of the Redskins to do so since London Fletcher intercepted a pass in three straight games across Weeks 14-16 of the 2012 season. He became the first member of the Redskins to recover two opponent fumbles in a single game since LaVar Arrington on Dec. 29, 2002 vs. Dallas and became the first member of the Redskins since at least 2000 to recover two opponent fumbles and intercept a pass in the same game.

Safety Jeron Johnson blocked a punt in the fourth quarter, the Redskins' first blocked punt since Dec. 24, 2006 at St. Louis (Vernon Fox). The blocked punt was recovered in the end zone by Rashad Ross, the Redskins' first blocked punt touchdown since Nov. 7, 2004 vs. Detroit (Walt Harris).

Kicker Dustin Hopkins recorded a career-long 54-yard field goal in the second quarter. It was the longest field goal by a member of the Redskins since Graham Gano's team-record 59-yard field goal vs. San Francisco on Nov. 6, 2011. Hopkins became the first Redskins kicker to record a field goal of 50 yards or more in consecutive games since John Hall in Weeks 5-6 of the 2003 season.

TEAM	QTR	TIME	SCORING PLAY	DRIVE	WAS	NYJ
WAS	1	9:29	P. Garçon 2 yd. pass from K. Cousins (D. Hopkins kick)	7-37, 3:45	7	0
NYJ	1	3:28	C. Ivory 1 yd. run (N. Folk kick)	11-83, 6:01	7	7
NYJ	2	11:35	N. Folk 35 yd. Field Goal	8-74, 3:55	7	10
WAS	2	2:17	D. Hopkins 54 yd. Field Goal	7-19, 2:45	10	10
WAS	2	0:02	D. Hopkins 30 yd. Field Goal	6-40, 0:34	13	10
NYJ	3	11:00	N. Folk 39 yd. Field Goal	7-47, 4:00	13	13
NYJ	3	10:02	R. Fitzpatrick 18 yd. run (N. Folk kick)	1-18, 0:08	13	20
NYJ	3	5:53	B. Marshall 35 yd. pass from R. Fitzpatrick (N. Folk kick)	6-76, 2:56	13	27
NYJ	4	14:18	E. Decker 2 yd. pass from R. Fitzpatrick (N. Folk kick)	9-73, 3:59	13	34
WAS	4	3:59	R. Ross blocked punt recovery in end zone (D. Hopkins kick)		20	34

## PASSING

WAS: K. Cousins 25-43 196, 1 TD, 2 INT, J. Crowder 0-1  
 NYJ: R. Fitzpatrick 19-26 253, 2 TD, 1 INT

## RUSHING

WAS: A. Morris 11-21, C. Thompson 5-12, K. Cousins 1-1  
 NYJ: C. Ivory 20-146, Z. Stacy 13-46, R. Fitzpatrick 4-31, B. Powell 4--2

## RECEIVING

WAS: C. Thompson 6-26, P. Garçon 5-28 1 TD, J. Crowder 4-40, D. Carrier 4-39, R. Grant 2-22, R. Ross 1-16, A. Morris 1-11, D. Young 1-8, A. Roberts 1-6  
 NYJ: B. Marshall 7-111 1 TD, E. Decker 4-59 1 TD, C. Ivory 3-50, Q. Enunwa 2-17, Z. Stacy 2-15, B. Powell 1-1

## PUNT RETURNS

WAS: None  
 NYJ: J. Kerley 3-34

## KICKOFF RETURNS

WAS: R. Ross 5-96  
 NYJ: Z. Stacy 2-47, T. Reilly 1-0, K. Davis 1-0

## SACKS

WAS: None  
 NYJ: S. Richardson 0.5-2.5, M. Wilkerson 0.5-2.5

# 2015 IN REVIEW

Oct. 25, 2015

GAME 7

FedExField (Landover, Md.)

## REDSKINS 31, BUCCANEERS 30

**LANDOVER, Md.** – The Washington Redskins recorded their largest comeback in franchise history in Week 7, overcoming a 24-0 deficit to defeat the Tampa Bay Buccaneers, 31-30, in front of an announced crowd of 72,912 people at FedExField. Prior to the 24-point comeback, the Redskins had previously overcome 21-point deficits to win three times in team history, including most recently against Carolina in 1999.

Quarterback Kirk Cousins completed 33-of-40 passes for 317 yards with three touchdowns and no interceptions. He also rushed three times for 15 yards including a rushing touchdown. His career-high 33 completions tied Jason Campbell's franchise record set previously on Nov. 18, 2007 against the Dallas Cowboys.

Cousins posted the sixth game of 300 passing yards, three passing touchdowns and no interceptions by a Redskins quarterback in a win since the 1970 merger, joining Brad Johnson (Week 4 in 1999), Mark Rypien (Week 11 in 1990 and Week 11 in 1991) and Joe Theismann (Week 1 in 1982 and Week 5 in 1983). He became the first Redskins quarterback to record at least three passing touchdowns and at least one rushing touchdown in a single game since Trent Green on Nov. 22, 1998.

Including a comeback victory in Week 4 vs. Philadelphia, Cousins became the first player to throw game-winning passes in the final 30 seconds of the fourth quarter twice in the same calendar month since Drew Bledsoe in December 2005.

Tight end Jordan Reed recorded career highs in receptions (11) and receiving touchdowns (two), including the game-winning six-yard touchdown catch in the final minute. He became the first member of the Redskins to record multiple receiving touchdowns in a game since Leonard Hankerson in Week 1 of the 2013 season and was the first Redskins tight end to do so since Fred Davis on Dec. 13, 2009 at Oakland.

TEAM	QTR	TIME	SCORING PLAY	DRIVE	TB	WAS
TB	1	11:47	M. Evans 40 yd. pass from J. Winston [C. Barth kick]	3-64, 1:19	7	0
TB	1	5:06	C. Barth 22 yd. Field Goal	8-71, 4:26	10	0
TB	2	11:34	D. Dye 7 yd. pass from J. Winston [C. Barth kick]	14-72, 7:00	17	0
TB	2	8:19	H. Jones 43 yd. fumble return [C. Barth kick]		24	0
WAS	2	4:26	K. Cousins 8 yd. run [D. Hopkins kick]	7-74, 3:53	24	7
WAS	3	11:10	R. Grant 3 yd. pass from K. Cousins [D. Hopkins kick]	4-60, 1:44	24	14
WAS	3	6:56	J. Reed 3 yd. pass from K. Cousins [D. Hopkins kick]	7-51, 4:14	24	21
TB	4	13:51	C. Barth 45 yd. Field Goal	12-53, 8:05	27	21
WAS	4	7:29	D. Hopkins 35 yd. Field Goal	11-63, 6:22	27	24
TB	4	2:24	C. Barth 21 yd. Field Goal	11-91, 5:05	30	24
WAS	4	0:24	J. Reed 6 yd. pass from K. Cousins [D. Hopkins kick]	11-80, 2:00	30	31

### PASSING

TB: J. Winston 21-29 297, 2 TD  
 WAS: K. Cousins 33-40 317, 3 TD

### RUSHING

TB: D. Martin 19-136; C. Sims 10-49; J. Winston 1-5  
 WAS: M. Jones 9-29; K. Cousins 3-15 1 TD; A. Morris 6-5; D. Young 1-1

### RECEIVING

TB: M. Evans 8-164 1 TD; D. Martin 3-35; L. Stocker 3-22; C. Sims 2-17; L. Murphy 1-29; V. Jackson 1-13; D. Dye 1-7 1 TD; C. Brate 1-6; B. Rainey 1-4  
 WAS: J. Reed 11-72 2 TD; P. Garçon 5-55; J. Crowder 5-48; R. Grant 3-54 1 TD; A. Roberts 3-49; M. Jones 3-22; D. Carrier 2-15; A. Morris 1-2

### PUNT RETURNS

TB: B. Rainey 3-18  
 WAS: J. Crowder 1-4

### KICKOFF RETURNS

TB: B. Rainey 1-15  
 WAS: R. Ross 2-48

### SACKS

TB: J. Smith 1-12  
 WAS: T. Knighton 0.5-4; S. Paea 0.5-4



# 2015 IN REVIEW

Nov. 8, 2015

GAME 8

Gillette Stadium (Foxborough, Mass.)

## PATRIOTS 27, REDSKINS 10

**FOXBOROUGH, Mass.** – The Washington Redskins fell to the New England Patriots, 27-10, in front of an announced crowd of 66,829 people at Gillette Stadium in Week 9.

The Redskins recorded two takeaways, marking the first time since Weeks 14-17 of the 2012 season and Week 1 of the 2013 season that the franchise had posted four multiple-takeaway games in a span of five regular season contests.

Linebacker Keenan Robinson recorded his first interception of the season – the second of his career – in the first quarter, picking off Patriots quarterback Tom Brady. The interception broke a streak of 232 consecutive home regular season pass attempts without an interception for Patriots quarterback Tom Brady, dating back to Dec. 14, 2014 vs. Miami.

Robinson returned the interception 44 yards, the team's longest interception return since a 45-yard return by cornerback David Amerson at Oakland on Sept. 29, 2013. The 44-yard interception return by Robinson was the longest by a Redskins linebacker since Antonio Pierce at San Francisco on Dec. 18, 2004 (78 yards).

Quarterback Kirk Cousins threw his career-high-tying 10th touchdown pass of the season in the fourth quarter, connecting with tight end Jordan Reed for a three-yard touchdown. Cousins became the first Redskins quarterback since Joe Theismann (1983) to throw a touchdown in each of the Redskins first eight games of a season.

With a 36-yard reception in the third quarter, wide receiver Pierre Garçon (3,151) moved past Roy Jefferson (3,119) for 12th-most receiving yards in Redskins history.

TEAM	QTR	TIME	SCORING PLAY	DRIVE	WAS	NE
NE	1	9:01	J. Edelman 8 yd. pass from T. Brady (S. Gostkowski kick)	13-84, 5:59	0	7
NE	1	4:30	L. Blount 5 yd. run (S. Gostkowski kick)	6-28, 1:59	0	14
NE	2	7:56	S. Gostkowski 21 yd. Field Goal	10-61, 5:03	0	17
WAS	2	0:13	D. Hopkins 23 yd. Field Goal	16-75, 7:43	3	17
NE	3	7:32	S. Gostkowski 21 yd. Field Goal	9-54, 4:38	3	20
NE	4	11:28	B. Bolden 18 yd. pass from T. Brady (S. Gostkowski kick)	14-88, 7:42	3	27
WAS	4	0:25	J. Reed 3 yd. pass from K. Cousins (D. Hopkins kick)	12-83, 3:26	10	27

### PASSING

WAS: K. Cousins 22-40 217, 1 TD, 1 INT  
NE: T. Brady 26-39 299, 2 TD, 1 INT

### RUSHING

WAS: M. Jones 11-27, A. Morris 4-10  
NE: L. Blount 29-129 1 TD, D. Lewis 4-14, B. Bolden 1-12, D. Amendola 1-8, T. Brady, 1--1, J. Garoppolo 1--1

### RECEIVING

WAS: J. Crowder 6-50, P. Garçon 4-70, J. Reed 3-18 1 TD, D. Jackson 3-15, A. Roberts 2-26, C. Thompson 2-21, M. Jones 2-17  
NE: B. LaFell 5-102, J. Edelman 5-55 1 TD, R. Gronkowski 4-47, D. Lewis 4-39, D. Amendola 4-24, B. Bolden 3-27 1 TD, S. Chandler 1-5

### PUNT RETURNS

WAS: J. Crowder 1-9  
NE: D. Amendola 1-0, J. Edelman 1--2

### KICKOFF RETURNS

WAS: A. Roberts 2-30, C. Thompson 1-18  
NE: D. Amendola, 1-18, D. McCourty 1-0

### SACKS

WAS: None  
NE: C. Jones 1-4

# 2015 IN REVIEW

Nov. 15, 2015

GAME 9

FedExField (Landover, Md.)

## REDSKINS 47, SAINTS 14

**LANDOVER, Md.** – The Washington Redskins defeated the New Orleans Saints, 47-14, in front of an announced crowd of 75,086 people at FedExField in Week 10.

The Redskins' 47 points and 33-point margin of victory were the team's most in each category since recording 52 points in a 35-point win against the San Francisco 49ers on Oct. 23, 2005 (52-17). The Redskins gained 514 offensive yards on 59 plays, the team's highest yardage total since a 559-yard effort against the Atlanta Falcons on Nov. 10, 1991, and averaged 8.7 yards per play. The last time the Redskins averaged at least eight yards per play in a single game was Sept. 29, 1996 against the New York Jets (8.3).

The Redskins matched their win total from a season ago (four) with seven games remaining. The team also extended their home winning streak to four games for the first time since 2012 (Weeks 11-17).

Quarterback Kirk Cousins completed 20-of-25 passes for 324 yards with a career-high four touchdowns and no interceptions for a passer rating of 158.3. Cousins' perfect passer rating (158.3) was the Redskins' first perfect passer rating among quarterbacks with at least 20 attempts in records available dating back to 1950.

Cousins posted the first perfect passer rating (158.3) of any NFL quarterback this season with a minimum of 20 attempts. He became the first Redskins quarterback to pass for at least 300 yards and post a rating of at least 150 in a game since Pro Football Hall of Famer Sammy Baugh on Oct. 31, 1948. Cousins was the first NFL quarterback to record a 158.3 rating with a completion percentage of 80.0 or better, 300-plus passing yards and at least four touchdown passes and no interceptions since Tom Brady on Oct. 21, 2007.

Running back Matt Jones recorded a team-high and career-high 131 receiving yards on three receptions. His 131 receiving yards were the most by a Redskins running back since Dec. 16, 1962 (Dick James, 140 yards). Jones' 78-yard touchdown reception marked the longest by a Redskins running back since Larry Brown on Nov 5, 1972 against the New York Jets (89 yards).

TEAM	QTR	TIME	SCORING PLAY	DRIVE	NO	WAS
WAS	1	8:14	J. Reed 16 yd. pass from K. Cousins [D. Hopkins kick]	10-96, 6:46	0	7
NO	1	5:52	B. Cooks 4 yd. pass from D. Brees [K. Forbath kick]	5-83, 2:22	7	7
WAS	1	0:58	J. Crowder 11 yd. pass from K. Cousins [D. Hopkins kick]	8-80, 4:54	7	14
NO	2	10:44	B. Cooks 60 yd. pass from D. Brees [K. Forbath kick]	3-83, 1:23	14	14
WAS	2	9:52	M. Jones 78 yd. pass from K. Cousins [D. Hopkins kick]	2-80, 0:52	14	21
WAS	2	3:18	D. Hopkins 35 yd. Field Goal	7-67, 3:54	14	24
WAS	2	0:00	D. Hopkins 23 yd. Field Goal	8-64, 1:42	14	27
WAS	3	4:38	D. Hopkins 40 yd. Field Goal	8-47, 4:15	14	30
WAS	3	0:11	J. Reed 8 yd. pass from K. Cousins [D. Hopkins kick]	6-44, 3:10	14	37
WAS	4	14:18	D. Goldson 35 yd. interception return [D. Hopkins kick]		14	44
WAS	4	9:33	D. Hopkins 22 yd. Field Goal	6-18, 3:49	14	47

### PASSING

NO: D. Brees 19-28 209, 2 TD, 2 INT

WAS: K. Cousins 20-25 324, 4 TD

### RUSHING

NO: M. Ingram 5-77; T. Hightower 11-46; C. Spiller 8-24; B. Cooks 1-11

WAS: A. Morris 15-92; M. Jones 11-56; C. Thompson 2-54; D. Young 3-11

### RECEIVING

NO: B. Cooks 5-98, 2 TD; M. Colston 3-22; M. Ingram 3-21; B. Watson 3-19; T. Graham 2-25; C. Spiller 2-10; B. Coleman 1-14

WAS: J. Crowder 4-60, 1 TD; M. Jones 3-131, 1 TD; J. Reed 3-29, 2 TD; A. Morris 3-14; D. Jackson 2-44; P. Garçon 2-10; C. Thompson 1-23; D. Carrier 1-14; D. Young 1--1

### PUNT RETURNS

NO: M. Murphy 1-10

WAS: J. Crowder 4-26

### KICKOFF RETURNS

NO: C. Spiller 3-59

WAS: R. Ross 2-29

### SACKS

NO: O. Gwacham 1.5-11; J. Byrd 1-11; T. Davison 0.5-1

WAS: S. Paea 1-8; T. Murphy 0.5-4.5; C. Baker 0.5-4.5

# 2015 IN REVIEW

Nov. 22, 2015

GAME 10

Bank of America Stadium (Charlotte, N.C.)

## PANTHERS 44, REDSKINS 16

**CHARLOTTE, N.C.** – The Washington Redskins fell to the Carolina Panthers, 44-16, in front of an announced crowd of 74,418 people at Bank of America Stadium in Week 11.

In the first quarter, Kirk Cousins connected with wide receiver DeSean Jackson for a 56-yard touchdown. With the score, Jackson tied Joey Galloway (22) for the fifth-most total touchdowns of 50-plus yards since the 1970 merger. The reception was also Jackson's 31st career reception of 50 yards or more, the most by any player in the NFL since he entered the league in 2008.

With the touchdown pass, Cousins extended his career-best streak of consecutive games with a touchdown pass this season to 10 games. Cousins is the first Redskins quarterback to open a season with a passing touchdown in each of the first 10 games of a season since Pro Football Hall of Famer Sonny Jurgensen in 1967.

Wide receiver Andre Roberts returned a second-quarter kickoff 99 yards for a touchdown, his first career kickoff return touchdown. Including a 101-yard kickoff return touchdown by Rashad Ross in Week 3, the Redskins tied a team record with two kickoff return touchdowns in a single season for the fourth time in team history (2005, 1947, 1942). Roberts recorded a career-high 177 kickoff return yards, surpassing his previous career best of 117 yards, set in Week 11 last season vs. Tampa Bay.

With a sack of Carolina QB Cam Newton in the first quarter, linebacker Ryan Kerrigan moved past Ken Harvey (41.5) for sole possession of fourth place in team history for most sacks since the stat became official in 1982.

TEAM	QTR	TIME	SCORING PLAY	DRIVE	WAS	CAR
CAR	1	9:56	J. Stewart 12 yd. pass from C. Newton (G. Gano kick)	3-31, 1:18	0	7
WAS	1	8:26	D. Jackson 56 yd. pass from K. Cousins (D. Hopkins kick)	3-71, 1:30	7	7
CAR	1	0:41	M. Tolbert 3 yd. pass from C. Newton (G. Gano kick)	13-78, 7:45	7	14
WAS	1	0:27	A. Roberts 99 yd. kickoff return (D. Hopkins kick)	0-0, 0:14	14	14
CAR	2	8:21	T. Ginn 2 yd. pass from C. Newton (G. Gano kick)	8-92, 3:57	14	21
CAR	2	5:14	G. Olsen 5 yd. pass from C. Newton (G. Gano kick)	6-24, 2:51	14	28
CAR	2	0:00	G. Gano 42 yd. Field Goal	8-38, 1:54	14	31
CAR	3	13:52	D. Funchess 5 yd. pass from C. Newton (G. Gano kick)	3-11, 0:59	14	38
CAR	3	4:04	G. Gano 48 yd. Field Goal	10-48, 4:43	14	41
CAR	4	10:36	G. Gano 25 yd. Field Goal	9-58, 5:50	14	44
WAS	4	0:16	B. Nortman tackled in end zone by H. Bates for a Safety		16	44

### PASSING

WAS: K. Cousins 22-30 207, 1 TD, 1 INT

CAR: C. Newton 21-34 246, 5 TD

### RUSHING

WAS: C. Thompson 4-10, K. Cousins 1-4, M. Jones 5-0, A. Morris 2-0

CAR: J. Stewart 21-102, C. Newton 4-16, T. Ginn 2-12, F. Whittaker 2-6, M. Tolbert 7-5, D. Anderson 2-2, B. Nortman 1--1

### RECEIVING

WAS: J. Reed 6-46, D. Jackson 5-87 1 TD, P. Garçon 3-43, C. Thompson 3-7, M. Jones 2-12, D. Carrier 2-7, J. Crowder 1-5

CAR: T. Ginn 5-37 1 TD, D. Funchess 4-64 1 TD, J. Catchery 4-57, G. Olsen 3-54 1 TD, M. Tolbert 2-5 1 TD, B. Bersin 1-15, J. Stewart 1-12 1 TD, F. Whittaker 1-2

### PUNT RETURNS

WAS: J. Crowder 2-3

CAR: T. Ginn 1-1, B. Bersin 0-0

### KICKOFF RETURNS

WAS: A. Roberts 4-177 1 TD, J. Crowder 1-13

CAR: J. Webb 1-23, M. Tolbert 1-8

### SACKS

WAS: R. Kerrigan 1-12, P. Smith 1-8

CAR: M. Addison 1.5-11, B. Benwikere 1-9, K. Ealy 1-6, K. Love 1-6, R. Delaire 0.5-3

# 2015 IN REVIEW

Nov. 29, 2015

GAME 11

FedExField (Landover, Md.)

## REDSKINS 20, GIANTS 14

**LANDOVER, Md.** – The Washington Redskins defeated the New York Giants, 20-14, in front of an announced crowd of 77,367 people at FedExField in Week 11. The win moved the Redskins into first place in the NFC East.

The Redskins extended their home winning streak to five games for the first time since 2004-05 seasons (Week 17 in 2004, Weeks 1-9 in 2005). The five-game regular season home winning streak was the team's first in a single season since winning their first six home games in Weeks 1-11 in the team's most recent Super Bowl title season in 1991. The Redskins improved to 5-1 at home, solidifying a 5-1 record through the first six home games of a season for the first time since 1992.

The Redskins recorded three takeaways, their sixth multi-takeaway game of the season. All three takeaways came on interceptions of Giants quarterback Eli Manning. Entering Week 12, Manning had been intercepted only six times through 10 games. The three-interception game was the Redskins' first since Oct. 27, 2013 at Denver.

The Redskins held a 17-0 halftime lead, marking the third time this season the Redskins had held an opponent scoreless in the first half (Week 2 vs. St. Louis and Week 4 vs. Philadelphia). The last time the Redskins held opponents scoreless in the first halves of three games in a single season was during the team's 1991 Super Bowl-winning campaign.

Quarterback Kirk Cousins completed 20-of-29 passes for 302 yards with one touchdown and no interceptions for a passer rating of 114.4. Including 300-yard performances at home vs. Tampa Bay in Week 7 and vs. New Orleans in Week 10, Cousins became the first Redskins quarterback since at least 1960 to record 300-yard passing performances in three consecutive home games.

With a second quarter sack of Manning, linebacker Ryan Kerrigan moved into a tie for third place in sacks in franchise history since the NFL made sacks an official statistic in 1982 (43.5, Monte Coleman). He later moved into sole possession of third place with a third-quarter sack of Manning.

TEAM	QTR	TIME	SCORING PLAY	DRIVE	NYG	WAS
WAS	2	12:23	D. Hopkins 41 yd. Field Goal	12-56, 7:01	0	3
WAS	2	10:18	D. Jackson 63 yd. pass from K. Cousins (D. Hopkins kick)	1-63, 0:11	0	10
WAS	2	1:45	K. Cousins 1 yd. run (D. Hopkins kick)	9-80, 3:55	0	17
WAS	4	11:36	D. Hopkins 33 yd. Field Goal	9-35, 4:58	0	20
NYG	4	10:10	R. Randle 40 yd. pass from E. Manning (J. Brown kick)	6-80, 1:26	7	20
NYG	4	4:57	O. Beckham Jr. 21 yd. pass from E. Manning (J. Brown kick)	9-77, 2:23	14	20

### PASSING

NYG: E. Manning 26-51 321, 2 TD, 3 INT

WAS: K. Cousins 20-29 302, 1 TD

### RUSHING

NYG: S. Vereen 2-15, R. Jennings 6-14, D. Darkwa 2-2, A. Williams 2-1, D. Harris 1-1

WAS: A. Morris 23-78, M. Jones 8-19, C. Thompson 2-7, K. Cousins 4-11 TD

### RECEIVING

NYG: D. Beckham Jr. 9-142 1 TD, W. Tye 6-74, S. Vereen 4-21, D. Harris 2-28, R. Jennings 2-14, R. Randle 1-36 1 TD, H. Nicks 1-4, J. Cunningham 1-2

WAS: J. Reed 8-98, P. Garcon 3-35, D. Jackson 2-66 1 TD, J. Crowder 2-12, M. Jones 1-45, R. Grant 1-19, A. Morris 1-12, C. Thompson 1-9, D. Carrier 1-6

### PUNT RETURNS

NYG: D. Harris 4-14

WAS: J. Crowder 2-24, D. Jackson 1-2

### KICKOFF RETURNS

NYG: D. Harris 1-19

WAS: R. Ross 1-25, A. Roberts 1-24, C. Thompson 1-9

### SACKS

NYG: None

WAS: R. Kerrigan 2-16, C. Baker 1-6

# 2015 IN REVIEW

Dec. 7, 2015

GAME 12

FedExField (Landover, Md.)

## COWBOYS 19, REDSKINS 16

**LANDOVER, Md.** – The Washington Redskins fell to the Dallas Cowboys, 19-16, in front of an announced crowd of 80,444 people at FedExField in Week 13. The game was the 17th meeting between the Redskins and Cowboys on Monday Night Football, tying Broncos/Raiders for the most-played matchup in Monday Night Football history.

Quarterback Kirk Cousins completed 22-of-31 passes for 219 yards with one touchdown and no interceptions for a passer rating of 101.4. With the performance, Cousins registered a passer rating of 100.0 or better in four consecutive home games, the longest such streak by a Redskins quarterback (min. 15 attempts in each game) since at least 1960.

Cousins tied the game in the final minute, connecting with wide receiver DeSean Jackson on a 28-yard touchdown pass. Jackson's receiving touchdown was his third of the season and the 40th of his career. Jackson became the 30th active player to reach 40 career touchdown receptions.

The touchdown gave Jackson receiving scores in three consecutive games for the first time since Weeks 14-16 of the 2009 season. Jackson became the second member of the Redskins this season to record a receiving touchdown in three consecutive games, joining tight end Jordan Reed [Weeks 7-10, excluding a bye in Week 8]. Prior to the three-game streaks by Jackson and Reed this season, the last time the Redskins had at least two different players record three consecutive games with a receiving touchdown in a single season was 1991 [Art Monk, Terry Orr and Ricky Sanders].

The Redskins recorded three takeaways, all fumbles. It marked the second time this season the Redskins have recorded three takeaways in consecutive games [Weeks 5-6]. The Redskins recovered three opponent fumbles in a single game for the fourth time since the turn of the century and for the first time since Oct. 17, 2010 vs. Indianapolis.

TEAM	QTR	TIME	SCORING PLAY	DRIVE	DAL	WAS
DAL	2	6:31	D. Bailey 38 yd. Field Goal	10-60, 5:16	3	0
WAS	2	0:00	D. Hopkins 45 yd. Field Goal	14-58, 6:31	3	3
WAS	3	10:33	D. Hopkins 36 yd. Field Goal	6-23, 3:07	3	6
DAL	3	3:34	D. Bailey 34 yd. Field Goal	11-84, 6:59	6	6
WAS	4	14:15	D. Hopkins 46 yd. Field Goal	8-50, 4:19	6	9
DAL	4	4:22	D. Bailey 20 yd. Field Goal	6-65, 3:04	9	9
DAL	4	1:14	D. McFadden 6 yd. run (D. Bailey kick)	2-15, 0:12	16	9
WAS	4	0:44	D. Jackson 28 yd. pass from K. Cousins (D. Hopkins kick)	4-43, 0:30	16	16
DAL	4	0:09	D. Bailey 54 yd. Field Goal	5-20, 0:35	19	16

### PASSING

DAL: M. Cassel 16/29 222

WAS: K. Cousins 22-31 219, 1 TD

### RUSHING

DAL: D. McFadden 14-53 1 TD, L. Whitehead 2-35, R. Turbin 6-12, M. Cassel 2--3

WAS: M. Jones 18-49, A. Morris 6-12, K. Cousins 1-6, C. Thompson 1-6

### RECEIVING

DAL: J. Witten 5-45, D. Bryant 3-62, T. Williams 2-63, R. Turbin 2-12, D. Street 1-18, J. Hanna 1-11, D. McFadden 1-6, L. Whitehead 1-5

WAS: D. Jackson 6-80 1 TD, P. Garçon 5-54, C. Thompson 4-18, J. Reed 3-33, J. Crowder 3-29, M. Jones 1-5

### PUNT RETURNS

DAL: L. Whitehead 3-31

WAS: J. Crowder 1-7, D. Jackson 1--7

### KICKOFF RETURNS

DAL: L. Whitehead 2-70

WAS: R. Ross 4-117, D. Jackson 1-8, J. Crowder 0-6, J. Reed 0--6

### SACKS

DAL: D. Lawrence 2-15, S. Lee 1-11

WAS: T. Murphy 1-2

# 2015 IN REVIEW

Dec. 13, 2015

GAME 13

Soldier Field (Chicago)

## REDSKINS 24, BEARS 21

**CHICAGO** – The Washington Redskins earned a 24-21 victory against the Chicago Bears in front of an announced crowd of 61,026 people at Soldier Field in Week 14. With the victory, the Redskins snapped a nine-game road losing streak and earned their first road victory since Week 8 last season at Dallas.

Quarterback Kirk Cousins completed 24-of-31 passes for 300 yards with one touchdown and one interception, finishing the game with a passer rating of 104.2. Cousins also added a three-yard rushing touchdown. The 300-yard passing performance was Cousins' fifth of the season, adding to his career high and tying a franchise record set three times previously (Sonny Jurgensen in 1967, Jay Schroeder in 1986 and Mark Rypien in 1989).

Cousins extended his career-long streak of games with a touchdown pass to 13. He is the first Redskins quarterback to open a season with a touchdown in 13 consecutive games since Pro Football Hall of Famer Sonny Jurgensen in 1967. He moved into sole possession of the third-longest streak of games with a passing touchdown in team history, trailing only Jurgensen (23 from 1966-68) and Joe Theismann (15 from 1984-85).

With his 24 completions on the day, Cousins (554) moved past No. 12 Norm Snead (531), No. 11 Eddie LeBaron (529), No. 10 Mark Brunell (542) and No. 9 Brad Johnson (544) for ninth-most career completions in franchise history. Cousins also exceeded the 300-completion mark for the season, the fourth 300-completion season in team history, joining Jason Campbell (315 in 2008 and 327 in 2009) and Brad Johnson (316 in 1999).

Tight end Jordan Reed led the Redskins with nine receptions for 120 yards with a touchdown. The 100-yard receiving game was the third of Reed's career and his first of the season. It was the first 100-yard receiving game by a non-running back for the Redskins since Week 16 last season (DeSean Jackson vs. Philadelphia).

In two career games against Chicago, Reed has now caught 18 passes for 254 yards with two touchdowns, exceeding the 100-yard mark in both contests.

The Redskins scored a touchdown on both their opening drive of the game and their opening drive of the second half, marking the first time the team had scored an opening-drive touchdown in both halves since Nov. 29, 2009 at Philadelphia.

TEAM	QTR	TIME	SCORING PLAY	DRIVE	CHI	WAS
WAS	1	6:30	A. Morris 1 yd. run (D. Hopkins kick)	15-80, 8:30	7	0
WAS	2	14:19	K. Cousins 3 yd. run (D. Hopkins kick)	8-93, 3:18	14	0
CHI	2	0:18	A. Jeffery 20 yd. pass from J. Cutler (R. Gould kick)	5-58, 0:52	14	7
WAS	3	8:00	J. Reed 5 yd. pass from K. Cousins (D. Hopkins kick)	10-62, 5:35	21	7
CHI	3	3:42	Z. Miller 9 yd. pass from J. Cutler (R. Gould kick)	10-80, 4:18	21	14
CHI	3	1:24	M. Forte 7 yd. run (R. Gould kick)	3-21, 1:18	21	21
WAS	4	14:07	D. Hopkins 47 yd. Field Goal	7-51, 2:17	24	21

### PASSING

WAS: K. Cousins 24-31 300, 1 TD, 1 INT

CHI: J. Cutler 19-31 315, 2 TD

### RUSHING

WAS: M. Jones 18-62, A. Morris 11-24 1 TD, K. Cousins 4-13 1 TD

CHI: M. Forte 10-45 1 TD, J. Langford 11-37, J. Cutler 1-5

### RECEIVING

WAS: J. Reed 9-120 1 TD, P. Garçon 5-52, D. Jackson 2-43, R. Ross 2-27, M. Jones 2-24, J. Crowder 1-13, P. Thomas 1-12, D. Carrier 1-7, D. Young 1-2

CHI: A. Jeffery 6-107 1 TD, Z. Miller 5-85 1 TD, J. Langford 3-27, M. Mariani 2-37, D. Thompson 1-36, E. Royal 1-15, M. Forte 1-8

### PUNT RETURNS

WAS: J. Crowder 2-7

CHI: E. Royal 1-16

### KICKOFF RETURNS

WAS: R. Ross 2-44

CHI: K. Carey 1-22, D. Thompson 1-16

### SACKS

WAS: T. Murphy 1-10, R. Kerrigan 1-8, T. Knighton 1-7

CHI: W. Young 1-10, L. Houston 1-9, M. Unrein 1-6



# 2015 IN REVIEW

Dec. 20, 2015

GAME 14

FedExField (Landover, Md.)

## REDSKINS 35, BILLS 25

**LANDOVER, Md.** – The Washington Redskins defeated the Buffalo Bills, 35-25, in front of an announced crowd of 80,124 people at FedExField in Week 15. With the win, the Redskins earned victories in consecutive games for the first time since Weeks 7-8 last season and matched their combined win total from the 2013-14 seasons (seven).

Quarterback Kirk Cousins completed 22-of-28 passes for 319 yards and tied his career high with four passing touchdowns. He also added a 13-yard rushing touchdown. Cousins became only the fourth Redskins quarterback since 1950 to record at least four passing touchdowns and a rushing touchdown in a single game, joining Trent Green (Nov. 22, 1998 vs. Arizona), Mark Rypien (Nov. 10, 1991 vs. Atlanta) and Norm Snead (Oct. 28, 1962 at the New York Giants).

Cousins finished the game with a passer rating of 153.7. It was his fourth consecutive game with a passer rating of 100.0 or better, the longest streak of his career, as he became the third Redskins quarterback since 1960 to post a streak of four or more games with a 100.0-plus passer rating (Robert Griffin III, five in 2012; Rypien, four in 1988).

The 300-yard passing game was Cousins' sixth of the season, breaking the Redskins' previous team record of five (Sonny Jurgensen in 1967, Jay Schroeder in 1986, Rypien in 1989). It was his 10th career 300-yard passing game, tied with Rypien for third-most in team history. With his 14th completion of the day – an eight-yard gain to running back Matt Jones – Cousins also broke the Redskins' franchise record for pass completions in a single season (327, Jason Campbell in 2009). Cousins finishes Week 15 with 336 completions this season.

Tight end Jordan Reed posted a team-high seven receptions, gaining 84 yards with two receiving touchdowns. He pushed his season receiving touchdown total to nine, tying Jerry Smith (nine in 1969 and 1970) and Pat Richter (nine in 1968) for second-most by a tight end in a single season in team history.

The multi-touchdown game was Reed's third of the season, as he became the first Redskins tight end to record at least three multi-touchdown games in a season since 1967 (four by Jerry Smith)

With the win, the Redskins snapped a six-game losing streak against the Bills, earning their first victory against Buffalo since Super Bowl XXVI.

TEAM	QTR	TIME	SCORING PLAY	DRIVE	BUF	WAS
WAS	1	9:22	J. Reed 3 yd. pass from K. Cousins (D. Hopkins kick)	10-84, 5:38	0	7
WAS	2	12:46	K. Cousins 13 yd. run (D. Hopkins kick)	11-71, 5:00	0	14
WAS	2	8:47	J. Reed 18 yd. pass from K. Cousins (D. Hopkins kick)	5-56, 1:46	0	21
BUF	3	8:59	D. Carpenter 32 yd. Field Goal	11-66, 6:01	3	21
WAS	3	8:39	D. Jackson 77 yd. pass from K. Cousins (D. Hopkins kick)	1-77, 0:20	3	28
BUF	3	6:48	M. Gillislee 60 yd. run (D. Carpenter kick)	5-80, 1:51	10	28
BUF	3	3:48	S. Watkins 48 yd. pass from T. Taylor (D. Carpenter kick)	2-85, 0:34	17	28
WAS	4	11:16	P. Garçon 5 yd. pass from K. Cousins (D. Hopkins kick)	13-80, 7:32	17	35
BUF	4	1:26	S. Watkins 20 yd. pass from T. Taylor (T. Taylor run)	8-80, 2:43	25	35

### PASSING

BUF: T. Taylor 16-27 235, 2 TD

WAS: K. Cousins 22-28 319, 4 TD

### RUSHING

BUF: M. Gillislee 4-81 1 TD, T. Taylor 9-79, K. Williams 4-41, L. McCoy 10-29, E. Manuel 2-6, A. Dixon 1-5, M. Thigpen 1--1

WAS: A. Morris 14-84, M. Jones 10-28, K. Cousins 3-11 1 TD

### RECEIVING

BUF: S. Watkins 5-111 2 TD, R. Woods 4-44, M. Gillislee 2-2, N. O'Leary 1-37, C. Gragg 1-16, C. Hogan 1-13, L. McCoy 1-8, A. Dixon 1-4

WAS: J. Reed 7-84 2 TD, D. Jackson 6-153 1 TD, P. Garçon 3-34 1 TD, J. Crowder 3-21, R. Grant 1-13, M. Jones 1-8, D. Young 1-6

### PUNT RETURNS

BUF: M. Thigpen 1-0

WAS: J. Crowder 2-5

### KICKOFF RETURNS

BUF: M. Thigpen 3-51

WAS: R. Ross 3-50

### SACKS

BUF: J. Hughes 1-11

WAS: J. Hatcher 1-9, R. Kerrigan 1-6, P. Smith 1-5, R. Jean Francois 1-3, W. Blackmon 1-0

# 2015 IN REVIEW

Dec. 26, 2015

GAME 15

Lincoln Financial Field (Philadelphia)

## REDSKINS 38, EAGLES 24

**PHILADELPHIA** – The Washington Redskins clinched their 15th division title in team history with a 38-24 victory against the Philadelphia Eagles in front of an announced crowd of 69,596 people at Lincoln Financial Field in Week 16. The win completed the team's second "worst-to-first" one-season turnaround in team history (2012) after finishing last in the NFC East in 2014 with a 4-12 record.

Quarterback Kirk Cousins completed 31-of-46 passes for 365 yards with four touchdowns and zero interceptions for a passer rating of 120.3. The four-touchdown game was Cousins' third of the season, tying Pro Football Hall of Famer Sonny Jurgensen (three in 1964 and 1967) for the most in single season by a Redskins quarterback since 1960.

Tight end Jordan Reed caught a team-high nine passes for a season-high 129 yards with two receiving touchdowns. With the performance, Reed broke the Redskins' single-season receiving yardage record of 849, set previously three times (Chris Cooley in 2008 and 2010, Jerry Smith in 1967). It was Reed's second straight game with multiple touchdown receptions, becoming the third member of the Redskins to post two or more receiving touchdowns in back-to-back contests in a single season (Smith in 1967, Bobby Mitchell in 1962).

Cornerback DeAngelo Hall recorded a 17-yard fumble return for touchdown in the third quarter to establish a two-score lead the team would never relinquish. With the touchdown, Hall tied Jessie Tuggle for second-most fumble returns for touchdowns in NFL history (five) and became the first player in NFL history to record at least five interception return touchdowns and five fumble return touchdowns in a career. The touchdown was the first by the Redskins' defense in Philadelphia since Sean Taylor's 39-yard fumble return to seal a playoff berth at Lincoln Financial Field on Jan. 1, 2006.

The victory was the Redskins' 600th in team history, including postseason play. Washington became the fifth NFL franchise to reach the 600-win mark (Bears, Packers, Giants and Steelers).

TEAM	QTR	TIME	SCORING PLAY	DRIVE	WAS	PHI
PHI	1	12:08	R. Mathews 1 yd. run (C. Sturgis kick)	6-80, 2:52	0	7
WAS	1	5:50	J. Reed 22 yd. pass from K. Cousins (kick failed, wl)	5-69, 2:45	6	7
WAS	1	1:00	J. Reed 12 yd. pass from K. Cousins (D. Hopkins kick)	7-61, 3:40	13	7
PHI	2	5:56	C. Sturgis 34 yd. Field Goal	7-42, 2:15	13	10
WAS	2	1:43	D. Hopkins 28 yd. Field Goal	8-25, 2:18	16	10
WAS	3	6:58	C. Thompson 12 yd. pass from K. Cousins (D. Hopkins kick)	11-54, 4:05	23	10
PHI	3	4:47	D. Murray 4 yd. run (C. Sturgis kick)	6-52, 2:11	23	17
WAS	3	3:15	D. Hall 17 yd. fumble return (D. Hopkins kick)		30	17
WAS	4	8:55	P. Garçon 13 yd. pass from K. Cousins (K. Cousins-J. Crowder pass)	13-82, 7:44	38	17
PHI	4	4:34	J. Mathews 8 yd. pass from S. Bradford (C. Sturgis kick)	13-80, 4:21	38	24

### PASSING

WAS: K. Cousins 31-46 365, 4 TD

PHI: S. Bradford 37-56 380, 1 TD

### RUSHING

WAS: A. Morris 17-49, P. Thomas 4-22, K. Cousins 5--4

PHI: D. Murray 5-27 1 TD, D. Sproles 5-9, R. Mathews 4-5 1 TD, S. Bradford 2-4

### RECEIVING

WAS: J. Reed 9-129 2 TD, P. Garçon 7-80 1 TD, P. Thomas 7-67, D. Jackson 4-40, J. Crowder 2-13, R. Grant 1-24, C. Thompson 1-12 1 TD

PHI: Z. Ertz 13-122, D. Sproles 7-56, J. Mathews 6-104 1 TD, D. Murray 3-24, N. Agholor 2-35, R. Mathews 2-13, B. Celek 1-18, J. Huff 1-8, J. Krause 1-7, K. Barner 1--7

### PUNT RETURNS

WAS: J. Crowder 2-10

PHI: D. Sproles 2-0, K. Barner 1--3

### KICKOFF RETURNS

WAS: R. Ross 1-19

PHI: J. Huff 2-65

### SACKS

WAS: P. Smith 3-13, W. Compton 1-7, R. Jean Francois 1-7

PHI: F. Cox 2-14



# 2015 IN REVIEW

Jan. 3, 2016

GAME 16

AT&T Stadium (Arlington, Texas)

## REDSKINS 34, COWBOYS 23

**ARLINGTON, Texas** – The Washington Redskins defeated the Dallas Cowboys, 34-23, in front of an announced crowd of 90,127 people at AT&T Stadium in Week 17. With a regular season record of 9-7, the victory gave the Redskins their 39th winning season in team history and marked the franchise's 24th nine-win season in team history.

Quarterback Kirk Cousins completed 12-of-15 passes for 176 yards with three touchdowns and no interceptions for a passer rating of 155.1 prior to exiting the game in the second quarter. With the effort, Cousins (4,166) broke Jay Schroeder's team record for passing yards in a single season (4,109 in 1986). He broke the record on a 28-yard pass to wide receiver Jamison Crowder in the second quarter.

Cousins extended his streak of games with a touchdown pass to 16, passing Joe Theismann (15 in 1982-83) for sole possession of the second-longest streak in team history. He became the first player in team history to throw a touchdown in all 16 games in a season since the adoption of the 16-game schedule in 1978. Cousins' third touchdown pass of the game was his 29th of the season, tying him with Joe Theismann for second-most in a season in team history (29 in 1983). He became the first player in team history to throw three touchdowns in the first quarter of a game.

Tight end Jordan Reed caught four passes for 45 yards. He finished the 2015 season with 87 receptions for 952 yards (both team records for a tight end) with 11 receiving touchdowns. With his first catch, he broke a tie with Chris Cooley (83 in 2008) to set the team's single-season receptions record by a tight end. Reed led all Redskins players in receptions, receiving yards and receiving touchdowns this season, becoming the first Redskins tight end to lead the team in all three categories since Jean Fugett in 1977.

With the performance, the Redskins scored 34 or more points in three consecutive games for the first time since doing so in a four-game span in Weeks 5-8 of the 1983 season. The Redskins also recorded four or more sacks for a third consecutive game for the first time since Weeks 5-7 of the 1992 season.

TEAM	QTR	TIME	SCORING PLAY	DRIVE	WAS	DAL
WAS	1	9:07	R. Grant 5 yd. pass from K. Cousins [D. Hopkins kick]	2-49, 0:44	7	0
WAS	1	4:20	P. Garçon 39 yd. pass from K. Cousins [D. Hopkins kick]	3-43, 1:32	14	0
WAS	1	0:19	J. Crowder 3 yd. pass from K. Cousins [D. Hopkins kick]	8-30, 3:16	21	0
WAS	2	8:16	D. Hopkins 27 yd. Field Goal	8-68, 4:18	24	0
DAL	2	3:35	J. Witten 4 yd. pass from K. Moore [D. Bailey kick]	9-80, 4:41	24	7
DAL	2	0:21	C. Beasley 5 yd. pass from K. Moore [D. Bailey kick]	7-86, 1:06	24	14
WAS	3	2:57	D. Hopkins 33 yd. Field Goal	14-74, 8:21	27	14
WAS	4	14:51	R. Ross 71 yd. pass from C. McCoy [D. Hopkins kick]	3-72, 1:32	34	14
DAL	4	12:20	A. Morris tackled in end zone by J. Wilcox, D. Lawrence for a Safety		34	16
DAL	4	4:18	C. Beasley 7 yd. pass from K. Moore [D. Bailey kick]	12-89, 3:32	34	23

### PASSING

WAS: K. Cousins 12-15 176, 3 TD; C. McCoy 7-11 128, 1 TD  
DAL: K. Moore 33-48 435, 3 TD, 2 INT

### RUSHING

WAS: A. Morris 19-100, P. Thomas 7-30, C. Thompson 7-19, C. McCoy 3--3  
DAL: D. McFadden 12-92, R. Turbin 2-6, J. Heath 1-2, K. Moore 1-0

### RECEIVING

WAS: J. Crowder 5-109 1 TD, J. Reed 4-45, P. Garçon 3-49 1 TD, R. Grant 3-18 1 TD, R. Ross 2-71 1 TD, D. Young 1-7, P. Thomas 1-5  
DAL: T. Williams 8-173, J. Witten 6-58 1 TD, D. McFadden 5-53, C. Beasley 5-53 2 TD, B. Butler 4-60, J. Hanna 3-28, D. Street 1-11, R. Turbin 1--1

### PUNT RETURNS

WAS: J. Crowder 2-6  
DAL: L. Whitehead 2-6

### KICKOFF RETURNS

WAS:  
DAL: L. Whitehead 3-70

### SACKS

WAS: R. Kerrigan 1-8, C. Baker 1-6, F. Kears 1-5, P. Smith 1-4  
DAL: T. Mitchell 1-13

# 2015 IN REVIEW

Jan. 10, 2016

NFC WILD CARD ROUND

FedExField (Landover, Md.)

## PACKERS 35, REDSKINS 18

**LANDOVER, Md.** – The Washington Redskins fell to the Green Bay Packers, 35-18, in the NFC Wild Card Round. The game was played in front of an announced crowd of 81,327 people at FedExField.

Quarterback Kirk Cousins made his second career postseason appearance but his first career postseason start. He completed 29-of-46 passes for 329 yards with one passing touchdown and one rushing touchdown. He became the first Redskins quarterback to throw for a touchdown and run for a touchdown in a single postseason game.

Cousins tied Todd Collins' franchise record for completions in a postseason game (29, NFC Wild Card Round at Seattle on Jan. 5, 2008). The 300-yard passing performance by Cousins was also the fifth by a quarterback in a postseason game in franchise history and the first since Mark Rypien in the NFC Divisional Round at San Francisco on Jan. 12, 1991.

Tight end Jordan Reed caught nine passes for 120 yards, including a 24-yard touchdown reception. Reed set a single-game franchise postseason record for receptions by a tight end, surpassing the mark of five set previously by three different players including most recently by Chris Cooley (NFC Wild Card Round vs. Seattle on Jan. 5, 2008).

Reed (120) also set a single-game franchise postseason record for receiving yards by a tight end, breaking the mark of 85, set twice including most recently by Cooley in the NFC Divisional Round at Seattle on Jan. 14, 2006. He became the first Redskins tight end to record a 100-yard receiving game in postseason play, and his 100-yard receiving game was the first by a member of the Redskins at any position in a postseason contest since wide receiver Santana Moss posted 103 receiving yards in the NFC Divisional Round at Seattle on Jan. 14, 2006.

Linebacker Preston Smith scored the game's first points, sacking Packers quarterback Aaron Rodgers for a safety in the first quarter. The safety was the Redskins' first in the postseason since recording a team safety in the NFC Divisional Round vs. the Chicago Bears on Dec. 30, 1984.

TEAM	QTR	TIME	SCORING PLAY	DRIVE	GB	WAS
WAS	1	10:27	A. Rodgers sacked in end zone by P. Smith for a Safety		0	2
WAS	1	4:51	D. Hopkins 25 yd. Field Goal	10-48, 5:36	0	5
WAS	2	13:02	J. Reed 24 yd. pass from K. Cousins (kick failed, hru)	7-64, 3:22	0	11
GB	2	9:04	R. Cobb 12 yd. pass from A. Rodgers (M. Crosby kick)	9-80, 3:58	7	11
GB	2	2:54	M. Crosby 43 yd. Field Goal	8-30, 3:11	10	11
GB	2	0:28	D. Adams 10 yd. pass from A. Rodgers (M. Crosby kick)	9-60, 1:54	17	11
WAS	3	9:41	K. Cousins 3 yd. run (D. Hopkins kick)	9-73, 5:19	17	18
GB	3	4:12	J. Starks 4 yd. run (M. Crosby kick)	11-80, 5:29	24	18
GB	4	12:23	E. Lacy 2 yd. run (A. Rodgers-J. Abbrederis pass)	10-76, 5:39	32	18
GB	4	4:39	M. Crosby 29 yd. Field Goal	4-6, 0:19	35	18

### PASSING

GB: A. Rodgers 21-36 210, 2 TD  
WAS: K. Cousins 29-46 329, 1 TD

### RUSHING

GB: E. Lacy 12-63 1 TD, J. Starks 12-53 1 TD, R. Cobb 5-24, J. Kuhn 2-2, A. Rodgers 1--1  
WAS: A. Morris 11-50, C. Thompson 1-25, P. Thomas 4-7, K. Cousins 2-2 1 TD

### RECEIVING

GB: J. Jones 7-81, D. Adams 4-48 1 TD, R. Cobb 3-38 1 TD, J. Abbrederis 2-14, J. Starks 2-12, R. Rodgers 2-11, J. Kuhn 1-6  
WAS: J. Reed 9-120 1 TD, C. Thompson 8-89, P. Garçon 5-70, J. Crowder 3-15, D. Jackson 2-17, A. Smith 1-16, R. Ross 1-2

### PUNT RETURNS

GB: M. Hyde 2-29  
WAS: J. Crowder 1-5

### KICKOFF RETURNS

GB: J. Janis 1-22  
WAS: R. Ross 5-96

### SACKS

GB: M. Neal 2-23, N. Perry 2-15, C. Matthews 1.5-16.5, M. Daniels 0.5-4.5  
WAS: P. Smith 1-5

# 2015 IN REVIEW

## 2015 NFL STANDINGS AND POSTSEASON RESULTS

### NATIONAL FOOTBALL CONFERENCE

#### East Division

Team	W	L	T	Pct	Conf	Div	Streak
Redskins	9	7	0	.563	8-4-0	4-2-0	Won 4
Eagles	7	9	0	.438	4-8-0	3-3-0	Won 1
Giants	6	10	0	.375	4-8-0	2-4-0	Lost 3
Cowboys	4	12	0	.250	3-9-0	3-3-0	Lost 4

#### North Division

Team	W	L	T	Pct	Conf	Div	Streak
Vikings	11	5	0	.688	8-4-0	5-1-0	Won 3
Packers	10	6	0	.625	7-5-0	3-3-0	Lost 2
Lions	7	9	0	.438	6-6-0	3-3-0	Won 3
Bears	6	10	0	.375	3-9-0	1-5-0	Lost 1

#### South Division

Team	W	L	T	Pct	Conf	Div	Streak
Panthers	15	1	0	.938	11-1-0	5-1-0	Won 1
Falcons	8	8	0	.500	5-7-0	1-5-0	Lost 1
Saints	7	9	0	.438	5-7-0	3-3-0	Won 2
Buccaneers	6	10	0	.375	5-7-0	3-3-0	Lost 4

#### West Division

Team	W	L	T	Pct	Conf	Div	Streak
Cardinals	13	3	0	.813	10-2-0	4-2-0	Lost 1
Seahawks	10	6	0	.625	7-5-0	3-3-0	Won 1
Rams	7	9	0	.438	6-6-0	4-2-0	Lost 1
49ers	5	11	0	.313	4-8-0	1-5-0	Won 1

### AMERICAN FOOTBALL CONFERENCE

#### East Division

Team	W	L	T	Pct	Conf	Div	Streak
Patriots	12	4	0	.750	9-3-0	4-2-0	Lost 2
Jets	10	6	0	.625	7-5-0	3-3-0	Lost 1
Bills	8	8	0	.500	7-5-0	4-2-0	Won 2
Dolphins	6	10	0	.375	4-8-0	1-5-0	Won 1

#### North Division

Team	W	L	T	Pct	Conf	Div	Streak
Bengals	12	4	0	.750	9-3-0	5-1-0	Won 1
Steelers	10	6	0	.625	7-5-0	3-3-0	Won 1
Ravens	5	11	0	.313	4-8-0	3-3-0	Lost 1
Browns	3	13	0	.188	2-10-0	1-5-0	Lost 3

#### South Division

Team	W	L	T	Pct	Conf	Div	Streak
Texans	9	7	0	.563	7-5-0	5-1-0	Won 3
Colts	8	8	0	.500	6-6-0	4-2-0	Won 2
Jaguars	5	11	0	.313	5-7-0	2-4-0	Lost 3
Titans	3	13	0	.188	1-11-0	1-5-0	Lost 4

#### West Division

Team	W	L	T	Pct	Conf	Div	Streak
Broncos	12	4	0	.750	8-4-0	4-2-0	Won 2
Chiefs	11	5	0	.688	10-2-0	5-1-0	Won 10
Raiders	7	9	0	.438	7-5-0	3-3-0	Lost 1
Chargers	4	12	0	.250	3-9-0	0-6-0	Lost 2

### NFL PLAYOFFS

#### Wild Card Round

Saturday, Jan. 9	Kansas City Chiefs, 30, Houston Texans 0
Saturday, Jan. 9	Pittsburgh Steelers 18, Cincinnati Bengals 16
Sunday, Jan. 10	Seattle Seahawks 10, Minnesota Vikings 9
Sunday, Jan. 10	Green Bay Packers 35, Washington Redskins 18

#### Divisional Round

Saturday, Jan. 16	New England Patriots 27, Kansas City Chiefs 20
Saturday, Jan. 16	Arizona Cardinals 26, Green Bay Packers 20 (OT)
Sunday, Jan. 17	Carolina Panthers 31, Seattle Seahawks 24
Sunday, Jan. 17	Denver Broncos 23, Pittsburgh Steelers 16

#### AFC Championship

Sunday, Jan. 24	Denver Broncos 20, New England Patriots 18
-----------------	--

#### NFC Championship

Sunday, Jan. 24	Carolina Panthers 49, Arizona Cardinals 15
-----------------	--

#### Pro Bowl

Sunday, Jan. 31	Team Irvin 49, Team Rice 27
-----------------	-----------------------------

#### Super Bowl 50

Sunday, Feb. 7	Denver Broncos 24, Carolina Panthers 10
----------------	---

# **REDSKINS HISTORY**

---

# ALL-TIME ASSISTANT COACHES


## Entering 2016

### A

Akey, Robb.....	2015
Aldrich, Charles "Ki".....	1947
Applebaum, Matt.....	2010
Arapoff, Jason.....	1992-00
Arnsperger, Bill.....	2001
Austin, Bill.....	1969-70, 1973-77

### B

Baker, Brian.....	2014
Baker, Ray.....	1937-39
Ball, Herman.....	1952-54
Banta, Bradford.....	2014-15
Barry, Joe.....	2015



Bass, Marvin.....	1952
Banker, Chuck.....	1987-88
Bernstein, Harrison.....	2007-09
Bielski, Dick.....	1973-76
Blache, Greg.....	2004-09
Blacken, Malcolm.....	2010
Bowser, Bob.....	1978-80
Breaux, Don.....	1981-93, 2004-07
Brindise, Noah.....	2002-03
Bugel, Joe.....	1981-89, 2004-09
Burney, Jacob.....	2010-14
Burns, DeChon.....	2002-03
Burns, Jack.....	1989-91, 2004-07
Burns, Keith.....	2013
Byner, Earnest.....	2004-07

### C

Cabrelli, Larry.....	1951
Callahan, Bill.....	2015
Callahan, Ray.....	1978-80
Cameron, Cam.....	1994-96
Carpenter, Ken.....	1968
Carpenter, Lew.....	1969-70
Carmichael Jr., Pete.....	2001
Carter, Rubin.....	1999-00
Catavolos, George.....	2002-03
Cavanaugh, Matt.....	2015
Cherundolo, Charles.....	1964-65
Clark, Mike.....	2015
Clarke, Ken.....	2003
Collins, Jim.....	2002-03
Coyer, Larry.....	2013
Crumpler, Bobby.....	2003-09

### D

Day, Shane.....	2014-15
DePaul, Bobby.....	1989-93
Diange, Joe.....	1987
Dickson, George.....	1969-70, 1978-80
Doll, Don.....	1966-70
Dowhower, Rod.....	1990-93
Dowler, Boyd.....	1971-72
Dudley, Bill.....	1953
Dunn, John.....	1984-86, 2004-05

### E

Edwards, George.....	2002-03
Edwards, Glenn "Turk".....	1940-45, 1949
Englehart, Chad.....	2010-15
Embree, Jon.....	2010
Evans, Dick.....	1955-58

### F

Fazio, Foge.....	2000
Fewell, Perry.....	2015
FitzGerald, Jeff.....	1998-99
Flaherty, Pat.....	2000
Flowers, Richmond.....	2010-13
Foerster, Chris.....	2010-14

### G

Garber, Chip.....	2009
Gibbs, Coy.....	2004-06
Gibron, Abe.....	1960-64
Gray, Jerry.....	2006-09
Grimm, Chad.....	2015
Grimm, Russ.....	1992-00
Guenther, Paul.....	2002-03

### H

Haluchak, Mike.....	1994-96
Hanifan, Jim.....	1990-96
Haslett, Jim.....	2010-14
Hastings, John.....	2002-09
Hayes, Tom.....	1995-99
Hawkins, Ralph.....	1972-77
Hefferle, Ernie.....	1959
Helton, Kim.....	2002-03
Henning, Dan.....	1981-82, 1987-88
Hickman, Bill.....	1973-77, 1981-88
Hightower, Richard.....	2010-13
Hilliard, Ike.....	2012, 2014-15
Hilton, John.....	1978-80
Hilyer, Jim.....	1975-76
Hixon, Stan.....	2004-07
Holland, Lawson.....	2002-08
Holmes, Jerry.....	2001
Horton, Ray.....	1994-96
Huff, Sam.....	1969-70
Hughes, Ed.....	1964-67
Hunley, Ricky.....	2002
Hunt, John.....	2002-03

### J

Jackson, Bobby.....	1994-99
Jackson, Hue.....	2001-03
Jackson, Steve.....	2004-11
Jordan, Randy.....	2014-15

### K

Karmelowicz, Bob.....	1994-96
Kelly, Paul.....	2010-15
Khayat, Bill.....	2007-09
Kilroy, Frank.....	1962-64
Kim, Joe.....	2015
Kotwica, Ben.....	2014-15
Kuharich, Joe.....	1954

### L

LaFleur, Matt.....	2010-13
Lanham, Paul.....	1973-77, 1987-88
Lazor, Bill.....	2004-07
Leggett, Earl.....	1997-99
Levy, Marv.....	1971-72
Lewis, Marvin.....	2002
Lindsey, Dale.....	1997-98, 2004-06
Lynn, Ron.....	1994-96

### M

Mann, Richard.....	2001
Manusky, Greg.....	2001
Marchbroda, Ted.....	1961-65, 1971-74
Martz, Mike.....	1997-98
Mathews, Ray.....	1968
Matuszak, Marv.....	1977
McCardell, Keenan.....	2010-11
McCormack, Mike.....	1966-72
McCulley, Pete.....	1977
McDaniel, LeCharls.....	1997-00
McDaniel, Mike.....	2011-13
McPeak, Bill.....	1959
McVay, Sean.....	2010-15



Mee, Kirk.....	1974-77
Meeks, Ron.....	2000
Meidt, Chris.....	2008-09
Millner, Wayne.....	1946-48, 1954
Mitchell, Stump.....	2008-09
Moore, Wilber.....	1947-50
Morgan, Chris.....	2011-13
Morris, Raheem.....	2012-14
Morton, Chip.....	2002
Munsey, Bret.....	2014-15
Musgrave, Bill.....	2005

### N

Neri, Jerry.....	1952
Nixon, Mike.....	1954-58
Nolan, Mike.....	1997-99
Nunn, Robert.....	2003


### O

O'Connor, Fred.....	1979-80
Olivadotti, Kirk.....	1999-2010, 2014-15
Olson, Rich.....	1999-00

# ALL-TIME ASSISTANT COACHES

## P

Palermo, John.....	2008-09
Pardue, Jack.....	1973
Peccatiello, Larry.....	1981-93
Peetz, Jake.....	2001
Pettitbon, Richie.....	1978-92



Pendry, Joe.....	2001
Phillips, Wes.....	2014-15
Pleasant, Aubrey.....	2013-15
Pope, Michael.....	1997-99

## R

Ragone, Dave.....	2015
Raines, Frank.....	1988-89
Raye, Jimmy.....	2001
Reed, Max.....	1950
Renfro, Ray.....	1966-67
Rhodes, Ray.....	2000
Rhome, Jerry.....	1983-87
Riley, Dan.....	1982-99
Robiskie, Terry.....	1994-00
Rodriguez, Pete.....	1994-97

## S

Saunders, Al.....	2006-07
Saunders, Bob.....	2006-07
Scarry, Mike.....	1966-68
Schottenheimer, Brian.....	2001
Schottenheimer, Kurt.....	2001
Schiotz, Matt.....	2001
Sevier, Wayne.....	1981-86, 1989-93
Shanahan, Kyle.....	2010-13
Sidwell, Ed.....	1997-99
Siemering, Larry.....	1953
Simmons, Warren "Rennie".....	1981-93, 2004-08
Slowik, Bob.....	2010-13
Slowik, Bobby.....	2011-13
Smith, Arthur.....	2007-08
Smith, Danny.....	2004-12
Smith, Mark.....	2003
Smith, Sherman.....	2008-09
Spanos, Lou.....	2010-11
Sparano, Jim.....	2001
Speros, Jim.....	1982-83
Spinosa, Tony.....	2006
Spurrier Jr., Steve.....	2002-03
Sullivan, Joe.....	1971-72
Stautner, Ernie.....	1965
Stock, Mike.....	2001-03
Svare, Harland.....	1969-70

## T

Taylor, Charley.....	1981-93
Temerario, Tim.....	1960-65
Tereshinski, Joe.....	1955-59
Thomas, Emmitt.....	1986-94
Todd, Dick.....	1951
Torgeson, Torgy.....	1959-61, 1971-77, 1981-93
Trgovac, Mike.....	2000-01
Turner, Bobby.....	2010-13
Tuttle, Orville.....	1951

## U

Urich, Richard "Doc".....	1978-80
---------------------------	---------

## V

Verduzco, Jason.....	2000
----------------------	------

## W

Wachenheim, Scott.....	2009
Walker, DeWayne.....	2004-05
Waller, Charlie.....	1972-77
Walton, Frank.....	1948
Walton, Joe.....	1974-80
Wetzel, Steve.....	1990-91
Williams, Gregg.....	2004-07
Wilson, George.....	1965
Wilson, Kirby.....	2000
Willsey, Ray.....	1962-63
Winner, Charley.....	1971-72
Wright, Ray.....	2010-14

## HONOR ROLL

There are currently 11 members of the Redskins' assistant coach honor roll, which recognizes coaches with at least 10 seasons of service as an assistant in Washington.

### Coach [Years]..... Seasons

Don Breaux (17).....	1981-93, 2004-07
Joe Bugel (15).....	1981-89, 2004-09
Bill Hickman (13).....	1973-77, 1981-88
Kirk Olivadotti (13).....	2000-10, 2014-15
Larry Peccatiello (13).....	1981-93
Richie Pettitbon (15).....	1978-92
Dan Riley (18).....	1982-99
Wayne Sevier (11).....	1981-86, 1989-93
"Rennie" Simmons (18).....	1981-93, 2004-08
Charley Taylor (13).....	1981-93
"Torgy" Torgeson (23).....	1959-61, 1971-77, 1981-93



# ALL-TIME NUMBERS

## 0

Olsewski, John, B ..... 1958-60

## 00

Bagarus, Steve, HB ..... 1945-46

## 1

Roby, Reggie, P ..... 1993-94

Turk, Matt, P ..... 1995-99

Bentley, Scott, K ..... 2000

Plackemeir, Ryan, P ..... 2008

Paulescu, Sam, P ..... 2010

Potter, John, K ..... 2013

## 2

Weil, Jack, P ..... 1987

Mojsiejenko, Ralf, P ..... 1989-90

Goodburn, Kelly, P ..... 1990-93

Murray, Eddie, K ..... 1995-2000

Forbath, Kai, K ..... 2012-15

## 3

Guglielmi, Ralph, QB ..... 1955-60

Gogolak, Charlie, K ..... 1966-68

Moseley, Mark, K ..... 1974-86

George, Jeff, QB ..... 2000-01

Hollenbach, Sam, QB ..... 2007

Smith, Hunter, P [also 17] ..... 2009

Beck, John, QB [also 12] ..... 2010

Hopkins, Dustin, K ..... 2015

## 4

Bragg, Mike, P ..... 1968-79

Atkinson, Jess, K ..... 1986-87

Heppner, Kris, K ..... 2000

Husted, Michael, K ..... 2000

Barker, Bryan, P ..... 2001-03

Hasselbeck, Tim, QB ..... 2004

Frost, Derrick, P ..... 2005-07

Gano, Graham, K ..... 2009-11

## 5

Knight, Curt, K ..... 1969-73

Hayes, Jeff, P ..... 1982-85

Airi, Obed, K ..... 1987

Shuler, Heath, QB ..... 1994-96

Conway, Brett, K ..... 1998-02

Chandler, Jeff, K ..... 2004

Brennan, Colt, QB ..... 2009

McNabb, Donovan, QB ..... 2010

Cundiff, Billy, K ..... 2012

Way, Tress, P ..... 2014-15

## 6

Haji-Sheikh, Ali, K ..... 1987

Kenney, Bill, QB ..... 1989

Akers, David, K ..... 1998-99

Barnhardt, Tommy, P [also 14] ..... 2000

Matthews, Shane, QB ..... 2002

Kimrin, Ola, K ..... 2004

Suisham, Shaun, K ..... 2006-09

Bidwell, Josh, P ..... 2010

Rocca, Sav, P ..... 2011-13

## 7

Theismann, Joe, QB ..... 1974-85

## 8

Holly, Bob, QB ..... 1982-83

Lohmiller, Chip, K ..... 1988-94

Husak, Todd, QB ..... 2000

Garcia, Jose, K ..... 2002

Hasselbeck, Tim, QB ..... 2003

Brunell, Mark, QB ..... 2004-07

Grossman, Rex, QB ..... 2010-12

Cousins, Kirk, QB [also 12] ..... 2014-15

## 9

Jurgensen, Sonny, QB ..... 1964-74

## 10

Bukich, Rudy, QB ..... 1957-58

Day, Eagle, QB [also 19] ..... 1959-60

Connell, Mike, P ..... 1980-81

Schroeder, Jay, QB ..... 1984-85

Rutledge, Jeff, QB ..... 1990-92

Green, Trent, QB ..... 1995-98

Graham, Kent, QB ..... 2001

Jarrett, Craig, K ..... 2002

Hall, John, K ..... 2003-06

Bartel, Richard, QB ..... 2009

Gaffney, Jabar, WR ..... 2011

Griffin III, Robert, QB ..... 2012-15

## 11

Pinckert, Ernie, FB ..... 1937-40

Hare, Cecil, FB ..... 1941-42, 45

Florentino, Al, G ..... 1943-44

Jones, Harvey, DB ..... 1947

Wyant, Fred, QB ..... 1956

Ninowski, Jim, QB ..... 1967-68

McQuilken, Kim, QB ..... 1978-80

Rypien, Mark, QB ..... 1987-93

Weldon, Casey, QB ..... 1999

Ramsey, Patrick, QB ..... 2002-05

Espy, Mike, WR ..... 2006-07

Thomas, Devin, WR ..... 2008-10

Robinson, Aldrick, WR [also 15] ..... 2012-13

Jackson, DeSean, WR ..... 2014-15

## 12

Britt, Eddie, FB ..... 1937

Morgan, Boyd, HB ..... 1939-40

Goodyear, John, HB ..... 1942

Rymkus, Lou, T ..... 1943

Fuller, Larry, HB ..... 1944-45

Shoener, Herb, E, [also 84] ..... 1948-49

Gilmer, Harry, QB ..... 1948-52, 54

Ferris, Neil, DB ..... 1951-52

Johnson, Randy, QB ..... 1975-76

Mortensen, Fred, QB ..... 1979

Flick, Tom, QB ..... 1981

Laufenberg, Babe, QB [also 16] ..... 1983-85

Cox, Steve, P ..... 1985

Conklin, Cary, QB ..... 1990-93

Frerotte, Gus, QB ..... 1994-98

Banks, Tony, QB ..... 2001

Hamdan, Gibran, QB ..... 2003

Harris, Steven, WR ..... 2007

Kelly, Malcolm, WR ..... 2008-10

Beck, John [also 3] ..... 2011

Cousins, Kirk, QB [also 8] ..... 2012-13

Roberts, Andre, WR ..... 2014-15

## 13

Justice, Ed, HB ..... 1937-42

Johnson, Larry, C ..... 1944

Monaco, Ray, G ..... 1944

Ryan, Frank, QB ..... 1969-70

Scott, Jake, S ..... 1976-78

Jacke, Chris, K ..... 1997

Thompson, Derrius, WR [also 88] ..... 2000

Armstrong, Anthony, WR ..... 2010-11

Williams, Nick, WR ..... 2013

## 14

Manton, Tillie, FB ..... 1938

Kreuger, Al, HB ..... 1941-42

Plasecky, Al, E ..... 1943-45

Miller, Tom, E ..... 1945

Farmer, Tom, HB ..... 1947-48

Cox, Billy, B [also 40] ..... 1951-52, 55

LeBaron, Eddie, QB ..... 1952-53, 55-59

Shiner, Dick, QB ..... 1964-66

Zendejas, Max, K ..... 1986

Barnhardt, Tommy, P ..... 1988

Blanchard, Cary, K ..... 1998

Johnson, Brad, QB ..... 1999-00

Tuthill, James, K ..... 2002

Brooks, Durant, P ..... 2008

Grant, Ryan, WR ..... 2014-15

## 15

Barber, Jim, T ..... 1937-41

Watts, George, T ..... 1942

Sneddon, Bob, HB ..... 1944

Coupepe, Al, G ..... 1946

Hollar, John, RB ..... 1948-49

Papit, John, B [also 25] ..... 1951-53

Izo, George, QB ..... 1961-64

Kruczek, Mike, QB ..... 1980

Rae, Mike, QB ..... 1981

Robinson, Tony, QB ..... 1987

Archer, Dave, QB ..... 1988

Coleman, Greg, P ..... 1988

Hostetler, Jeff, QB ..... 1997

Collins, Todd, QB ..... 2006-09

Morgan, Joshua, WR ..... 2012-13

Robinson, Aldrick, WR [also 11] ..... 2014

## 16

Slivinski, Steve, G ..... 1939-43

Sharp, Everett, T ..... 1944-45

Steber, John, G ..... 1946-50

Dorow, Al, QB ..... 1954-56

Snead, Norm, QB ..... 1961-63

Began, Gary, QB ..... 1968-69

Pettibon, Richie, S ..... 1971-72

Laufenberg, Babe, QB [also 12] ..... 1983-85

Ribbert, Ed, QB ..... 1987

Humphries, Stan, QB ..... 1989-91

Gannon, Rich, QB ..... 1993

Query, Jeff, WR ..... 1995

Blanton, Scott, K ..... 1998-98

Peete, Rodney, QB ..... 1999

Banks, Brandon, WR ..... 2010-12

McCoy, Colt, QB ..... 2014-15

## 17

Edwards, Turk, T ..... 1937-39

Davis, Fred, T ..... 1941-42, 45

Reynolds, Mack, QB ..... 1960

Hall, Galen, QB ..... 1962

Theofilides, Harry, QB ..... 1968

Kilmer, Billy, QB ..... 1971-78

Owen, Tom, QB ..... 1982

Hart, Jim, QB ..... 1984

Batkowski, Steve, QB ..... 1985

Williams, Doug, QB ..... 1986-89

Friesz, John, QB ..... 1994

Wuerffel, Danny, QB ..... 2002

Campbell, Jason, QB ..... 2005-09

Smith, Hunter, P [also 3] ..... 2010

Bellamy, Josh, WR ..... 2013

## 18

Michaels, Ed, G ..... 1937

Bartos, Hank, G ..... 1938

Erickson, Carl, C ..... 1938-39

Titchenal, Bob, C ..... 1940-42

Hayden, Ken, C ..... 1943

Akins, Frank, FB ..... 1943-46

Marcus, Pete, E ..... 1944

Duckworth, Joe, E ..... 1947

# ALL-TIME NUMBERS

Macioszczyk, Art, B.....	1948
Berrang, Ed, E.....	1949-52
Scarbath, Jack, QB.....	1953-54
Wyche, Sam, QB.....	1971-73
Austin, Terrence, WR.....	2010-11
Lewis, Lance, WR.....	2013

## 19

Malone, Charley, E.....	1937-40
Aguirre, Joe, E.....	1941, 43-45
Pebbles, Jim, E.....	1946-49, 51
Day, Eagle, QB (also 10).....	1959-60
Pierce, Dan, RB.....	1970
Shedd, Kenny, WR.....	2000
Tupa, Tom, P.....	2004-05
Mix, Anthony, WR.....	2007
Stallworth, Donté, WR.....	2011
Briscoe, Dezmon, WR.....	2012
Ross, Rashad, WR.....	2015

## 20

Battles, Cliff, RB.....	1937
Karamatic, George, HB.....	1938
Seymour, Bob, HB.....	1940-45
Sandifer, Dan, HB.....	1948-49
Thomas, George, B.....	1950-51
Rykovich, Jules, B.....	1952-53
Rosso, George, B.....	1954
Norris, Hal, B.....	1955-56
Nix, Doyle, HB.....	1958-59
Vereb, Ed, RB.....	1960
Freeman, Bob, HB.....	1962
Budd, Frank, WR.....	1963
Mazurek, Fred, B.....	1965-66
Allen, Jerry, B.....	1967-69
Mason, Tommy, RB.....	1971-72
Stone, Ken, S.....	1973-75
Lavender, Joe, CB.....	1976-82
Morton, Michael, RB.....	1985
Welch, Herb, DB.....	1989
Mays, Alvoid, CB.....	1990-94
Logan, Marc, FB.....	1995-97
Hicks, Skip, RB.....	1998-00
Bates, Michael, KR.....	2001
Morton, Chad, RB/KR.....	2003-04
Pringleau, Pierson, S.....	2005-07
Tryon, Justin, CB.....	2008-09
Harris, Macho, S.....	2010
Atogwe, Oshiomogho, S.....	2011
Griffin, Cedric, CB.....	2012
Minnifield, Chase, CB.....	2014
Johnson, Jeron, S.....	2015

## 21

Olsson, Swede, G.....	1937-38
Farman, Dick, G.....	1939-43
Walton, Frank, G.....	1944-45
Ward, Bill, C.....	1946-47
Deeks, Don, T.....	1947
Goode, Rob, B (also 39).....	1949-51, 54-55
Barni, Roy, B.....	1955-56
Sommer, Mike, B (also 27).....	1958
Glick, Gary, B.....	1959-61
Schick, Doyle, LB.....	1961
Carr, Jim, LB.....	1964-65
Mingo, Gene, K.....	1967
Harold, George, B.....	1968
Brown, Tom, DB.....	1969
Jones, Larry, WR.....	1974-77
Nelms, Mike, KR.....	1980-84
Jessie, Tim, RB.....	1987
Byner, Earnest, RB.....	1989-93
Boykin, Todd, CB.....	1994
Allen, Terry, RB.....	1995-98
McMillian, Mark, CB.....	1999

Sanders, Deion, CB.....	2000
Smoot, Fred, CB (also 27).....	2001-04
Taylor, Sean, S (also 36).....	2005-07

## 22

Bond, Chuck, T.....	1937-38
Zimmerman, Roy, HB.....	1940-42
Turley, Doug, E.....	1944-48
Dowda, Harry, B (also 44).....	1949-53
Justice, Charlie, B.....	1950, 52-54
Crotty, Jim, B.....	1960-61
Jackson, Leroy, HB.....	1962-63
Lewis, Dan, RB.....	1965
Jackson, T.J., WR.....	1967
Harris, Jim, DB.....	1970
Taylor, Roosevelt, DB.....	1972
Thomas, Mike, RB.....	1975-78
Hardeman, Buddy, RB.....	1979-80
Jordan, Curtis, S (also 25).....	1981-86
Burmeister, Danny, DB.....	1987
Morris, Jamie, RB.....	1988-89
Bowles, Todd, S (also 23).....	1986-90, 92-93
Thomas, Johnny, CB (also 41).....	1988-90, 92-94
Wycheck, Frank, TE (also 36).....	1993-94
Sutton, Eric, S.....	1996
Williams, Jamel, S.....	1997-98
Murrell, Adrian, RB.....	2000
Serwanga, Kato, DB.....	2001-02
McCullough, Sultan, RB.....	2003
Dennis, Pat, S.....	2004
Rogers, Carlos, CB.....	2005-10
Barnes, Kevin, CB (also 25).....	2011
Royster, Evan, RB (also 35).....	2012-13
Porter, Tracy, CB.....	2014
Everett, Deshazor, CB.....	2015

## 23

Irwin, Don, FB.....	1937-40
Birlem, Keith, HB.....	1939
Madarik, Elmer, DB.....	1948
Haynes, Hall, B.....	1950-55
Crabb, Claude, CB.....	1962-63
Hunter, Bill, DB.....	1965
Owens, Brig, DB.....	1966-77
Peters, Tony, SS.....	1979-82, 84-85
Bowles, Todd, S (also 22).....	1986-90, 92-93
Savage, Sebastian, CB.....	1995
Bailey, Robert, CB.....	1995
Barnes, Tomur, CB.....	1996
Stevens, Matt, S.....	1998-2000
Carter, Ki-Jana, RB.....	2001
Branch, Bruce, KR.....	2002
Jimoh, Ade, DB.....	2003-04
Stoutmire, Omar, S.....	2005
Vincent, Troy, CB/S.....	2006
Stoutmire, Omar, S.....	2007
Hall, DeAngelo, CB.....	2008-15

## 24

Turner, Jay, HB.....	1938-39
Livingston, Howie, HB.....	1948-50
Heath, Leon, B (also 32).....	1951-53
Kincaid, Blackie, DB.....	1954
Podoley, Jim, HB.....	1957-60
Sample, Johnny, DB.....	1963-65
Rector, Ron, RB.....	1966
Larson, Pete, RB.....	1967-68
Wade, Bob, DB.....	1969
Malinchak, Bill, WR.....	1970-74, 76
Thomas, Spencer, S.....	1975
Parrish, Lemar, CB.....	1978-81
Washington, Joe, RB (also 25).....	1981-84
Washington, Anthony, CB.....	1983-84
Bryant, Kelvin, RB.....	1986-88, 90
Harry, Carl, WR.....	1989, 92

Eilers, Pat, CB (also 25).....	1992-94
Richard, Stanley, S.....	1995-98
Bailey, Champ, CB.....	1999-03
Springs, Shawn, CB.....	2004-08
Davis, James, RB.....	2010
Gomes, DeJon, S.....	2012
Rambo, Bacarri, S.....	2013-14
Sanford, Jamarca, S.....	2014
Ihenacho, Duke, S (also 35).....	2015

## 25

Krause, Max, FB.....	1937-40
Dow, Ken, FB.....	1941
Poillon, Dick, B.....	1942, 46-69
Seno, Frank, HB.....	1943-44
Doolan, John, HB.....	1945
Brown, Hardy, B.....	1950
Papit, John, B (also 15).....	1951-53
Adduck, Nick, B (also 44).....	1954-55
Runnels, Tom, B.....	1956-57
Lynch, Dick, B.....	1958
McCabe, Dick, B.....	1959
Krakoski, Joe, B.....	1961
Atkins, Pervis, HB.....	1964
Whitfield, A.D., RB.....	1966-68
Hull, Mike, RB.....	1971-74
Brown, Eddie, S.....	1975-77
Malone, Benny, RB.....	1978-79
Jordan, Curtis, S (also 22).....	1981-86
Washington, Joe, RB (also 24).....	1981-84
Etherly, Dave, DB.....	1987
Olipphant, Mike, RB.....	1988
Dupard, Reggie, RB.....	1989-90
Washington, Mickey, CB.....	1992
Eilers, Pat, S (also 24).....	1992-94
Carter, Tom, CB.....	1993-96
Denton, Tim, CB.....	1998-99
Greer, Donovan.....	2001
Bauman, Rashad, DB.....	2002-03
Clark, Ryan, DB.....	2004-05
Wright, Kenny, DB.....	2006
Green, Mike, S.....	2008
Barnes, Kevin, CB (also 22).....	2009-10
Hightower, Tim, RB.....	2011
Grant, Ryan, RB.....	2012
Williams, Keiland, RB (also 35).....	2012
Thompson, Chris, RB (also 37).....	2013, 2015
Clark, Ryan, S.....	2014

## 26

Carroll, Vic, C/G.....	1937-42
Foltz, Vernon, C.....	1944
Lolotai, Al, T.....	1945
Ruthstrom, Ralph, LB.....	1947
Castiglia, Jim, B.....	1947-48
Cochran, Tom, B.....	1949
Spaniel, Frank, B.....	1950
Salem, Ed, B.....	1951
Davis, Andy, B.....	1953
Shula, Don, DB.....	1957
Stits, Bill, DB.....	1959
Krause, Paul, DB.....	1964-67
Brunet, Bob, RB.....	1968, 70-77
Harris, Don, S.....	1978-79
Metcalf, Terry, RB.....	1981
Evans, Reggie, RB.....	1983
Smith, Ricky, CB.....	1984
Badjanek, Rick, RB.....	1986
Wilson, Wayne, RB.....	1987
McEwen, Craig, TE.....	1987-88
Davis, Wayne, CB.....	1989-90
Copeland, Danny, S.....	1991-93
Grant, Alan, CB.....	1994
Oliver, Muhammad, CB.....	1995
Dishman, Cris, CB.....	1997-98

# ALL-TIME NUMBERS

Buckley, Curtis, CB.....	1999
Drakeford, Tyronne, CB.....	2000
Dhaleta, Ifeanyi, S.....	2001-03
Portis, Clinton, RB.....	2004-10
Wilson, Josh, CB.....	2011-13
Breeland, Bashaud, CB.....	2014-15

## 27

Parks, Mickey, C.....	1938-40
Stuart, Jim, T.....	1941
Zeno, Joe, G.....	1942-44
Audet, Earl, T.....	1945
Bartos, Joe, B.....	1950
Ferris, Neil, DB.....	1951-52
Menasco, Don, DB.....	1954
DeCarlo, Art, B.....	1956-57
Walters, Les, DB.....	1958
Sommer, Mike, B.....	1959, 61
Love, John, WR.....	1967
Houston, Ken, S.....	1973-80
Edwards, Brad, S.....	1990-93
Taylor, Keith, S [also 29].....	1994-96
Evans, Greg, S.....	1998
Paul, Tito, CB.....	1999
Carrier, Mark, FS.....	2000
McClellion, Central, DB.....	2001
Franz, Todd, DB.....	2002
Harris, Walt, CB.....	2004-05
Smoot, Fred, CB [also 21].....	2007-09
Johnson, Larry, RB.....	2010

## 28

Peterson, Nels, E.....	1937
Masterson, Bob, E.....	1938-43
Schilling, Ralph, DE.....	1946
Taylor, Hugh, E [also 84].....	1947-54
Scudero, Joe, B.....	1954-58
Rzempoluch, Ted, DB.....	1963
Clay, Ozzie, HB.....	1964
Smith, Dick, DB.....	1967-68
Henderson, Jon, WR.....	1970
Haymond, Alvin, QB.....	1972
Mul-Key, Herb, RB.....	1972-74
Bryant, Trent, CB.....	1981
Crissy, Kris, WR.....	1981
Green, Darrell, CB.....	1983-02

## 29

Karcher, Jim, G.....	1937-39
Andrako, Steve, C.....	1940-41
DeCorrevant, Bill, HB.....	1945
Britt, Oscar, G.....	1946
Wilde, George, HB.....	1947
Hartley, Howard, B.....	1948
Dwyer, Jack, B.....	1951
Barry, Paul, B.....	1953
Zagers, Bert, B.....	1955, 57-58
Vector, Tad, CB.....	1969-74
Murphy, Mark, S.....	1977-84
Branch, Reggie, RB [also 30].....	1985-89
Gulledge, David, S.....	1992
Taylor, Keith, S [also 27].....	1994-96
Turner, Scott, CB.....	1995-97
Shade, Sam, S.....	1999-02
Franz, Todd, S.....	2003-04
Torrence, Leigh, CB.....	2006-07
Holmes, Lendy, S.....	2009
Jones, Reggie, CB.....	2010
Simpson, Chad, RB.....	2010
Helu Jr., Roy, RB.....	2011-14
Culliver, Chris, CB.....	2015

## 30

Howell, Millard, B.....	1937
Filchock, Frank, QB.....	1938-41, 44-45

Juzwik, Steve, HB.....	1942
Dunn, Coye, HB.....	1943
Youel, Jim, QB.....	1946-48
Sutton, Ed, B.....	1957-59
Cunningham, Jim, FB.....	1961-63
Briggs, Bob, B.....	1965
Jordan, Jeff, RB.....	1971-72
Salter, Bryant, S.....	1974-75
Klick, Jim, RB.....	1977
Forte, Ike, RB.....	1978-80
Giaquinto, Nick, RB.....	1981-83
Moore, Jeff, RB.....	1984
Branch, Reggie, RB [also 29].....	1985-89
Garner, Dwight, RB.....	1986
Holman, Walter, RB.....	1987
Mickles, Joe, RB.....	1989
Mitchell, Brian, RB.....	1990-99
Canidate, Trung, RB.....	2003
Broughton, Nehemiah, RB.....	2005-06
Landry, LaRon, S.....	2007-11
Butler, Crezdon, CB.....	2012
Johnson, Dominique, CB.....	2012
Biggers, E.J., CB.....	2013-14
Jarrett, Kysheon, DB.....	2015

## 31

Johnston, Jimmy, HB.....	1939-40
Clair, Frank, E.....	1941
Weldon, Larry, QB.....	1944-45
Ehrhardt, Clyde, C.....	1949
Bosseler, Don, FB.....	1957-64
Kantor, Joe, B.....	1966
Harraway, Charley, FB.....	1969-73
Evans, Charlie, RB.....	1974
Jenkins, Ken, RB.....	1985
Vaughn, Clarence, S.....	1987-91
Clifton, Gregory, WR.....	1993
Pounds, Darryl, CB.....	1995-99
Terrell, David, CB.....	2000-03
Simon, John, RB [R].....	2004
Cartwright, Rock, FB [also 40].....	2005-09
Buchanan, Phillip, CB.....	2010-11
Meriweather, Brandon, S.....	2012-14
Jones, Matt, RB.....	2015

## 32

McChesney, Bob, E.....	1937-43
Cafego, George, HB.....	1943
Rosato, Sal, FB.....	1945-47
Stout, Pete, B.....	1949-50
Heath, Leon, FB [also 24].....	1951-53
Elder, Leo, B.....	1955-57
Wulff, Jim, B.....	1960-61
Barnes, Billy Ray, RB.....	1962-63
Clay, Billy, DB.....	1966
McDonald, Ray, RB.....	1967-68
Dyer, Henry, RB.....	1969-70
Pardee, Jack, LB.....	1971-72
Curtis, Mike, LB.....	1977-78
Dean, Vernon, CB.....	1982-87
McEwen, Craig, TE.....	1987-88
Wilder, James, RB.....	1990
Erwins, Ricky, RB.....	1991-94
Thibodeaux, Keith, CB.....	1997
Wright, Toby, CB.....	1999
Dukes, Chad, RB.....	2000
Bennett, Donnell, FB.....	2001
Watson, Kenny, RB.....	2002
Jimoh, Ade, DB.....	2005-06
Mason, Marcus, RB.....	2009
Russell, Anderson, S.....	2010
Thompson, Brandyn, CB.....	2011
Pugh, Jordan, S.....	2012-13
Redd, Jr., Silas, RB.....	2014

## 33

Baugh, Sammy, QB.....	1937-52
-----------------------	---------

-- Number retired --

## 34

Hartman, Bill, HB.....	1938
German, Jimmy, QB.....	1939
Sanford, Haywood, E.....	1940
Micka, Mike, FB.....	1944
Gaffney, Jim, B.....	1946
Quirk, Ed, FB.....	1948-51
Cloud, John, B.....	1952-53
Smith, Jim, DB.....	1968
Green, Tony, RB.....	1978
Hammond, Bobby, RB.....	1979-80
Williams, Kevin, CB.....	1985, 88
Davis, Brian, CB.....	1987-90
Kimble, Garry, DB.....	1987
Hoage, Terry, S.....	1991
Bayless, Martin, S.....	1994
Kitts, Jim, FB.....	1998
Symonette, Josh, S.....	2000
Metcalf, Eric, PR/RB.....	2001
Lott, Andre, S.....	2002-04
Patterson, Dimitri, DB.....	2005
Eubanks, John, CB.....	2006-07
Westbrook, Byron, CB.....	2009-10
Robinson, Trenton, S.....	2013-15

## 35

Smith, Riley, QB.....	1937-38
Moore, Wilbur, HB.....	1939-46
Dudley, Bill, B.....	1950-51, 53
Casares, Rick, RB.....	1965
Looney, Joe Don, RB.....	1966-67
Hill, Calvin, RB.....	1976-77
Deloplaine, Jack, RB.....	1978
Perrin, Lonnie, RB.....	1979
Claitt, Rickey, RB.....	1980-81
Griffin, Keith, RB.....	1984-85
Mayhew, Martin, CB.....	1989-92
Evans, Leomont, CB.....	1996-99
Jospeh, Ricot, DB.....	2002
Doering, Jason, S.....	2004
Morton, Christian, DB.....	2005
Ganther, Quinton, RB.....	2009
Williams, Keiland, RB.....	2010
Royster, Evan, RB [also 22].....	2011
Jones, David, CB.....	2012
Ihenacho, Duke, S [also 24].....	2014
Phillips, Dashaun, CB.....	2015
Rogers, Justin, CB [also 38].....	2015

## 36

Wilkin, Willie, T.....	1939-43
Harris, Henry, T.....	1947-48
Drazenovich, Chuck, LB.....	1950-59
Hatcher, Ron, RB.....	1962
Tracy, Tom, RB.....	1963-64
Barrington, Tom, RB.....	1966
Nelson, Ralph, RB.....	1975
Moss, Eddie, RB.....	1977
Smith, Timmy, RB.....	1987-88
Cofer, Joe, DB.....	1987
Wycheck, Frank, TE [also 22].....	1993-94
Bell, William, FB.....	1994-96
Maston, Le'Shaun, FB.....	1998
Taylor, Sean, S [also 21].....	2004
Duckett, T.J., RB.....	2006
Broughton, Nehemiah, RB.....	2007
Williams, Eddie.....	2009
Young, Darrel, FB.....	2010-15

# ALL-TIME NUMBERS

## 37

Young, Bill, T.....	1937-42, 46
Pasqua, Joe, T.....	1943
Watson, Jim, C.....	1945
Tereshinski, Joe, E.....	1947-54
Lockett, J.W., FB.....	1964
Fischer, Pat, DB.....	1968-77
Cherry, Raphael, S.....	1985
Williams, Kevin, CB.....	1985-88
Curtis, Travis, CB.....	1988, 91
Riggs, Gerald, RB.....	1989-91
Morrison, Darryl, S [also 38].....	1993-96
Smith, Cedric, FB.....	1994-95
Washington, James, S.....	1996
Campbell, Jesse, S.....	1997-98
Centers, Larry, FB.....	1999-00
Doughty, Reed, S.....	2006-13
Thompson, Chris, RB [also 25].....	2014
Harris, Jeremy, CB.....	2015

## 38

Smith, Ben, E.....	1937
Bradley, Hal, E.....	1938
Fisher, Bob, T.....	1940
Aldrich, Ki, C.....	1942
Jenkins, Jacque, FB.....	1943, 46
Conkright, Bill, C.....	1943
Dye, Les, E.....	1944-45
Goodnight, Clyde, DB.....	1949-50
Martin, Jim, K.....	1964
Seedborg, John, K.....	1965
Casares, Rick, RB.....	1965
Willis, Larry, S.....	1973
Smith, Larry, RB.....	1974
Harmon, Clarence, RB.....	1977-82
Rogers, George, RB.....	1985-87
Reaves, Willard, RB.....	1989
Morrison, Darryl, S [also 37].....	1993-96
Frisch, David, TE [also 80].....	1997
Gillespie, Robert, RB.....	2002
Macklin, David, CB.....	2007
Rashad, Sha'reff, S.....	2010
Ducre, Greg, CB.....	2014
Rogers, Justin, CB [also 35].....	2014
Goldson, Dashon, S.....	2015

## 39

Kawal, Ed, C.....	1937
Stralka, Clem, C.....	1938-42, 45-46
Hanna, Zip, G.....	1945
Buksar, George, B.....	1951-52
Sykes, Bob, B.....	1952
Goode, Rob, RB [also 21].....	1949-51, 54-55
Francis, Dave, B.....	1963
Hughley, George, B.....	1965
Wonsley, Otis, RB.....	1981-85
Lane, Skip, S.....	1987
Green, Robert, RB.....	1992
Rush, Tyrone, RB.....	1994
Fox, Vernon, S.....	2006-07
Crawford, Richard, CB.....	2012
Amerson, David, CB.....	2013-15
Thomas, Pierre, RB.....	2015

## 40

Millner, Wayne, E.....	1936-41, 45
Kovatch, John, E.....	1942, 46
Ribar, Frank, G.....	1943
Cox, Billy, B [also 14].....	1951-52, 55
Lowe, Gary, B.....	1956-57
Horner, Sam, DB.....	1960-61
Sanders, Lonnie, DB.....	1963-67
Martin, Aaron, DB.....	1968
Kopay, Dave, RB.....	1969-70

Nock, George, RB.....	1972
Hyatt, Fred, WR.....	1973
Cunningham, Doug, RB.....	1974
Anderson, Bob, RB.....	1975
Hall, Windlan, S.....	1977
Jackson, Wilbur, RB.....	1980-82
Smith, Jimmy, RB.....	1984
Kane, Rick, RB.....	1984
Walton, Alvin, S.....	1986-91
Brooks, Reggie, RB.....	1993-95
Cartwright, Rock, FB [also 31].....	2002-04
Archuleta, Adam, S.....	2006
Brown, Andre, RB.....	2010
Choice, Tashard, RB.....	2011
Nelson, Kyle, LS.....	2013
Okoro, Kenny, CB.....	2014
Williams, Cary, CB.....	2015

## 41

Krause, Red, C.....	1938
Todd, Dick, RB.....	1939-42, 45-48
Stasica, Leo, HB.....	1943
Wells, Billy, B.....	1954, 56-57
Watson, Sid, B.....	1958
Hudson, Bob, LB.....	1959
Steffen, Jim, DB.....	1961-65
Bass, Mike, CB.....	1969-75
Carpenter, Brian, CB.....	1983-84
Morrison, Tim, CB.....	1986-87
Woodberry, Dennis, DB.....	1987-88
Thomas, Johnny, CB [also 22].....	1988-90, 92-94
Mandeville, Chris, DB.....	1989
Crutchfield, Buddy, CB.....	1998
Harrison, Lloyd, CB.....	2000
Bowen, Matt, S.....	2003-05
Kozlowski, Brian, TE.....	2004-07
Moore, Kareem, S.....	2008-10
Williams, Madieu, S.....	2012
Thomas, Phillip, S.....	2014
Blackmon, Will, CB.....	2015

## 42

Tuckey, Dick, FB.....	1938
Hare, Ray, QB.....	1940-43
North, Jim, T.....	1944
Adams, John, T.....	1945-49
Sebek, Nick, QB.....	1950
Alban, Dick, B.....	1952-55
Planutis, Jerry, B.....	1956
Anderson, Bill, E.....	1958-63
Taylor, Charley, RB-WR.....	1964-77

## 43

Kahn, Eddie, G.....	1937
Bond, Randall, QB.....	1938
Cifers, Ed, T.....	1941-42, 46
Campofreda, Nick, C.....	1944
Barber, Ernie, C.....	1945
Szafaryn, Len, T.....	1949
Williams, John, B.....	1952-53
Janowicz, Vic, B.....	1954-55
Haley, Dick, B.....	1959-60
Kerr, Jim, DB.....	1961-62
Walters, Tom, DB.....	1964-67
Brown, Larry, RB.....	1969-76

## 44

Farkas, Andy, FB.....	1938-44
Ananis, Vito, B.....	1945
Condit, Merle, HB.....	1945
Garzoni, Mike, B.....	1947
Roussos, Mike, T.....	1948-49
Dowda, Harry, B [also 22].....	1949-53
Adduci, Nick, B [also 25].....	1954-55
Thurlow, Steve, RB.....	1966-68

Severson, Jeff, DB.....	1972
Denson, Moses, RB.....	1974-75
Riggins, John, RB.....	1976-79, 81-85

## 45

Russell, Bo, T.....	1939-40
Hoffman, Bob, RB.....	1940-41
Beinor, Ed, T.....	1942
Lapka, Ted, E.....	1943-44, 46
McKee, Paul, E.....	1947-48
Stovall, Dick, C.....	1949
Baker, Sam, K [also 49].....	1953, 56-59
Felton, Ralph, B.....	1954-60
Duncan, Leslie, DB.....	1971-74
Williams, Gerard, DB.....	1976-78
White, Jeris, CB.....	1980-82
Wilburn, Barry, CB.....	1985-89
Johnson, Sidney, CB.....	1990-92
Walker, Brian, S.....	1996
Sellers, Mike, TE.....	1998-00, 2004-05
Royal, Robert, TE [IR].....	2002
Simon, John, RB.....	2003
Sellers, Mike, FB.....	2006-11
Murphy, Jerome, CB.....	2012-13

## 46

Young, Roy, T.....	1938
Spirida, John, E.....	1939
Banta, Jack, B.....	1941
Gentry, Lee, HB.....	1941
Gibson, Joe, E.....	1943
Natowich, Andy, HB.....	1944
Bedore, Tom, C.....	1944
Ungerer, Joe, T.....	1944-45
Steen, Paul, T.....	1946
Sommer, Jack, C.....	1947
Doll, Don, DB.....	1953
Atkeson, Dale, B.....	1954-56
Hackbart, Dale, DB.....	1961-63
Harris, Rickie, DB.....	1965-70
Grant, Frank, WR.....	1973-78
McDaniel, LeCharls, CB.....	1981-82
Sanders, Ricky, WR [also 83].....	1986-93
Mitchell, Mike, CB.....	1987
Woodberry, Dennis, CB.....	1987-88
Betts, Ladell, RB.....	2002-09
Toralin, Ryan, RB.....	2010-11
Morris, Alfred, RB.....	2012-15

## 47

Smith, George, C.....	1937, 41-43
Keenan, Jack, T.....	1944-45
Williamson, Ernie, T.....	1947
Butkus, Carl, T.....	1948
Niemi, Laurie, T.....	1949-53
James, Dick, B.....	1956-63
Shorter, Jim, DB.....	1964-67
Roberts, Walter, WR.....	1969-70
Thomas, Duane, RB.....	1973-74
Waddy, Ray, CB.....	1979-80
Williams, Greg, FS.....	1982-85
Thomas, Johnny, CB [also 22, 41].....	1988-90, 92-94
Bowie, Larry, FB.....	1996-99
Johnson, Bryan, FB.....	2000-03
Cooley, Chris, TE.....	2004-12
Davis, Akeem, S.....	2014
Dunbar, Quinton, CB.....	2015

## 48

Whited, Marvin, B.....	1942, 45
Leon, Tony, G.....	1943
Pressley, Leo, C.....	1945
Edwards, Weldon, T.....	1948
Hendren, Bob, T.....	1949-51

# ALL-TIME NUMBERS

Hecker, Norb, DB.....	1955-57
Scottie, Ben, DB.....	1959-61
Elmore, Doug, B.....	1962
Coia, Angelo, WR.....	1964-65
Burrell, John, WR.....	1966-67
Jaqua, Jon, CB.....	1970-72
Coffey, Ken S.....	1983-86
Gage, Steve, S.....	1987-88
Curtis, Travis, CB [also 37].....	1988, 91
Whisenhunt, Ken, TE.....	1990
Davis, Stephen, RB.....	1996-02
Ware, Kevin, TE.....	2003
White, Manuel, HB.....	2005
Horton, Chris, S.....	2008-10
Bernstine, Jordan, S.....	2012
Gumbs, Jose, S.....	2013

## 49

Meade, Jim, HB.....	1939-40
Koniszewski, John, T.....	1945-46, 48
Sanchez, John, T.....	1947-49
Venuto, Sam, B.....	1952
Baker, Sam, P [also 45].....	1953, 56-59
Monachino, Jim, B.....	1955
Brewer, Billy, B.....	1960
Mitchell, Bobby, RB.....	1962-68
Stephens, Leonard, TE.....	2002

## 50

Nussbaumer, Bob, E.....	1947-48
Ulinski, Harry, C [also 56].....	1950-51, 53-56
Hageman, Fred, C.....	1961-64
Adams, Willie, LB.....	1965-66
Baughan, Maxie, LB.....	1971-74
Wysocki, Pete, LB.....	1975-80
Kubin, Larry, LB.....	1982-84
Caldwell, Ravin, LB.....	1987-92
Kimmel, Jon, LB.....	1987
Rose, Carlton, LB.....	1987
Myslinski, Tom, G.....	1992
Raab, Marc, C.....	1993
Brownlow, Darrick, LB.....	1995-96
Smith, Derek M., LB.....	1997-00
Jones, Robert, LB.....	2001
Moore, Larry, C.....	2002-03
Campbell, Khary, LB.....	2004-08
Williams, Edwin, C/G.....	2009
Jackson, Rob, LB [also 91, 98].....	2010-13
Miller, Gabe, LB.....	2014
Spaight, Martrell, LB.....	2015

## 51

Shugart, Clyde, G.....	1939-43
Merkle, Ed, G.....	1944
Lennon, Reid, G.....	1945
Boensch, Fred, G.....	1947-48
Momsen, Tony, C.....	1952
Schrader, Jim, C.....	1954, 56-61
Kelley, Gordon, LB.....	1962-63
Reger, John, LB.....	1964-66
Williams, Sid, LB.....	1967
Didion, John, LB.....	1969
Grant, Bob, LB.....	1971
Ryczek, Dan, C.....	1973-75
Harris, Joe, LB.....	1977
Coleman, Monte, LB.....	1979-94
Ponds, Antwaune, LB.....	1998
Francis, James, LB.....	1999
Fischer, Mark, C [also 60].....	2000-01
Jones, Rod, G, (IR).....	2002
Smith, Clifton, LB.....	2003
Barnes, Brandon, LB.....	2004
McNeil, Nick, LB.....	2005
Fincher, Alfred, LB.....	2008
Henson, Robert, LB.....	2009-10

Fox, Keyaron, LB.....	2011
Wilson, Chris, LB.....	2012
Jenkins, Brandon, LB.....	2013
Compton, Will, LB [also 53].....	2014-15

## 52

Gilmer, Harry, QB [also 12].....	1948-52, 54
Allen, John, C.....	1955-58
Butsko, Harry, LB.....	1963
Morgan, Mike, LB.....	1968
Hamlin, Gene, C.....	1970
Pergine, John, LB.....	1973-75
Olkewicz, Neal, LB.....	1979-89
Elliott, Matt, C.....	1992
Raymer, Cory, C.....	1995-01, 2004-05
Marshall, Lemar, LB.....	2002-03
McIntosh, Rocky, LB.....	2006-11
Robinson, Keenan, LB.....	2012-15

## 53

Deal, Rufus, FB.....	1942
Smith, Jack, E.....	1943
Ucovich, Mitch, T.....	1944
DeMao, Al, C.....	1945-53
Torgeson, Torgy, LB.....	1955-57
Roehnel, Bill, LB.....	1960
Pellegrini, Bob, LB.....	1962-65
Jackson, Steve, LB.....	1966-67
McLinton, Harold, LB.....	1969-78
Bostic, Jeff, C.....	1980-93
Patton, Marvius, LB.....	1995-97
Mason, Eddie, LB.....	1999-00, 2002
Green, Donny, LB.....	2001
Clemons, Chris, LB.....	2003
Washington, Marcus, LB.....	2004-08
Kehl, Bryan, LB.....	2012-13
Compton, Will, LB [also 51].....	2013
Jeffcoat, Jackson, LB.....	2014-15

## 54

Corbitt, Don, C.....	1948
Cudzik, Walt, C.....	1954
Fulcher, Bill, LB.....	1956-58
Croftcheck, Don, G.....	1965-66
Roussel, Tom, LB.....	1968-70
Kuziel, Bob, C.....	1975-80
Turner, Kevin, LB.....	1981
Cronan, Peter, LB.....	1981-85
Krakoski, Joe, LB.....	1986
Gouveia, Kurt, LB.....	1987-94
Covne, Joh, C.....	1987
Catano, Al, LB.....	1996
Jones, Greg, LB.....	1997-00
Brandt, David, G.....	2001
Trotter, Jeremiah, LB.....	2002-03
Blades, H.B., LB.....	2007-10
Snow, Justin, LS.....	2012
Tapp, Darryl, LB.....	2013
Jordan, Akeem, LB.....	2014
Williams, Trevardo, LB.....	2014
Foster, Mason, LB.....	2015

## 55

Aldrich, Ki, C.....	1941-43, 45-46
Crisler, Harold, E.....	1948-49
Ricca, Jim, C.....	1951-54
Miller, Allen, LB.....	1962-63
Hanburger, Chris, LB.....	1965-78
Kaufman, Mel, LB.....	1981-88
Collins, Andre, LB.....	1990-94
Uhlenhake, Jeff, C.....	1996-97
Hamilton, Malcolm, LB [also 58].....	1998-99
Strickland, Fred, LB.....	1999
Mitchell, Kevin, LB.....	2000-03
Barrow, Mike, LB (IR).....	2004

Taylor, Jason, DE.....	2008
Bowen, Alvin, LB.....	2009
White, Markus, LB.....	2011-12
Barnett, Nick, LB.....	2013
Hayward, Adam, LB.....	2014

## 56

Avery, Don, T.....	1946-47
Ulinski, Harry, C [also 50].....	1950-51, 53-56
Woodward, Dick, C.....	1952
Brueckman, Charley, C.....	1958
Kuchta, Frank, C.....	1959
Beatty, Ed, C.....	1961
Hauss, Len, C.....	1964-77
Peiffer, Dan, C.....	1980
Lowry, Quentin, LB.....	1981-83
Junkin, Trey, LB.....	1984
Daniels, Calvin, LB.....	1986
Coyle, Eric, C.....	1987-88
Bonner, Brian, LB.....	1989
Myslinski, Tom, G [also 50].....	1992
Hamilton, Rick, LB.....	1993-94
Anderson, Erick, LB.....	1994-95
Foxx, Dion, LB.....	1995
Burnett, Chester, LB.....	1998
Arrington, LaVar, LB.....	2000-05
Gatewood, Curtis, LB.....	2009
Riley, Jr., Perry, LB.....	2010-15

## 57

Stacco, Ed, T.....	1948
Badaczewski, John, G.....	1949-51
Khayat, Ed, DT [also 79].....	1962-63
Crossan, Dave, C.....	1965-69
O'Dell, Stu, LB.....	1974-76
Milot, Rich, LB.....	1979-87
Copeland, Anthony, LB.....	1987
Graham, Don, LB.....	1989
Kirk, Randy, LB.....	1990
Millen, Matt, LB.....	1991
Bingham, Guy, C.....	1992-93
Harvey, Ken, LB.....	1994-98
Leeuwenburg, Jay, G.....	2000
Curry, Donte, LB.....	2001
Grant, Orantes, LB.....	2002-03
Kuziel, Bob, C.....	2004
Holdman, Warrick, LB.....	2005-06
Godfrey, Randall, LB.....	2007
Sundberg, Nick, LS.....	2010-15

## 58

Nobile, Leo, C.....	1947
Katrishen, Mike, T.....	1948-49
Burman, George, C/G.....	1971
Varty, Mike, LB.....	1973
Hover, Don, LB.....	1978-79
Weaver, Charlie, LB.....	1981
Anderson, Stuart, LB.....	1982-85
Burks, Shawn, LB.....	1986
Jones, David, C.....	1987
Windham, David, LB.....	1987
Marshall, Wilber, LB.....	1988-92
Banks, Carl, LB.....	1993
Alexander, Patrise, LB.....	1996-98
Givens, Reggie, LB.....	2000
Pierce, Antonio, LB.....	2001-04
Clemons, Chris, LB.....	2005
Posey, Jeff, LB.....	2006
Sinclair, Matt, LB.....	2007-08
Cook, Erik, C/G.....	2010-11
Addison, Mario, LB.....	2012
Hull, Josh, RB.....	2013
Beauharnais, Steve, LB [also 90].....	2014
Davis, Ja'Gared, LB.....	2014

# ALL-TIME NUMBERS

## 59

Carroll, Jim, LB (also 60).....	1966-68
Dusek, Brad, LB.....	1974-81
Youngblood, Jim, LB.....	1984
Keating, Chris, LB.....	1985
Snipes, Angelo, LB.....	1986
Paine, Jeff, LB.....	1986
Hitchcock, Ray, C.....	1987
Wilson, Eric, LB.....	1987
Scully, Mike, C.....	1988
Harbour, Dave, C.....	1988-89
Brantley, John, LB.....	1992-93
Sedoris, Chris, C.....	1996
Barber, Shawn, LB.....	1998-01
Brown, Wilbert, DL.....	2002
McCune, Robert, LB.....	2005
Fletcher, London, LB.....	2007-13
Fields, Carlos, LB.....	2015
Plummer, Terrance, LB.....	2015

## 60

Jaffurs, John, G.....	1946
Gray, Bill, G.....	1947-48
Sobolenski, Joe, G.....	1949
Brown, Buddy, G.....	1951-52
Berschet, Buddy, G.....	1951-52
Stanfel, Dick, G.....	1956-58
Khayat, Bob, G/K.....	1960, 62-63
Carroll, Jim, LB (also 59).....	1966-68
Wilbur, John, G.....	1971-74
Simmons, Roy, G.....	1983
Turner, J.T., G.....	1984
McQuaid, Dan, T.....	1985-87
Wooten, Mike, C.....	1987
Stokes, Fred, DE.....	1989-92
Huntington, Greg, C.....	1993
Fischer, Mark, C (also 51).....	1998-99
Samuels, Chris, T.....	2000-09
Black, Jordan, T.....	2012
Long, Spencer, G (also 61).....	2014
de la Puente, Brian, C.....	2015

## 61

DeFruiter, Bob, B.....	1945-47
Pepper, Gene, G.....	1950-53
O'Brien, Fran, T.....	1960-66
Avery, Jim, E.....	1966
Bandy, Don, G.....	1967-68
Johnson, Dennis, DT.....	1974-77
Jones, Melvin, G.....	1981
Huff, Ken, G.....	1983-85
Kehr, Rick, G.....	1987
Scissum, Willard, G.....	1987
Adickes, Mark, G.....	1990-91
Smith, Vernice, G.....	1993-95
Batiste, Michael, G.....	1998
Rabach, Casey, C.....	2005-10
Long, Spencer, G (also 60).....	2015

## 62

Witucki, Casimir, G (also 63).....	1950-51, 53-56
Boll, Don, T.....	1953-59
Nisby, John, G.....	1962-64
Dess, Darrell, G.....	1965-66
Schoenke, Ray, G.....	1968-75
Nugent, Dan, G.....	1976-78, 80
Laster, Don, T.....	1982
Towns, Morris, T.....	1984
Petty, Phil, G.....	1987
Tamm, Ralph, G (also 64).....	1991
Moore, Darryl, G.....	1993
Coleman, Ben, G.....	2001
Pucillo, Mike, G.....	2006-07
Clark, Devin, T.....	2008

## 63

Siegert, Herb, G.....	1949-51
Witucki, Casimir, C (also 62).....	1950-51, 53-56
Karas, Emil, LB.....	1959
Breedlove, Rod, LB.....	1960-64
Johnson, Mitch, T (also 64).....	1966-68
Breeding, Ed, LB.....	1967-68
Duich, Steve, G.....	1969
Dean, Fred, G.....	1978-82
Kimball, Bruce, G (also 67).....	1983-84
McKenzie, Raleigh, C/G.....	1985-94
Gesek, John, C (also 75).....	1994-95
Sims, Keith, G.....	1998-00
Bedell, Brad, DL.....	2003
Wilson, Mark, DL.....	2004
Montgomery, Will, DL.....	2009-13

## 64

Marciniak, Ron, G.....	1955
Fulcher, Bill, LB.....	1956-58
Johnson, Mitch, T (also 63).....	1966-68, 72
Sistrunk, Manny, DT.....	1970-75
Saul, Ron, G.....	1976-81
Hamilton, Steve, DE.....	1985-88
Tamm, Ralph, G (also 62).....	1991
Elewonibi, Moe, T.....	1990-93
Match, Trevor, C.....	1994-96
Heck, Andy, T.....	1999-00
Loverne, David, G.....	2002
Friedman, Lennie, DL.....	2003-05
Golston, Kedric, DL.....	2006-15

## 65

Clark, Jim, G.....	1952-53
Houston, Walt, G.....	1955
Promuto, Vince, G.....	1960-70
Sturt, Fred, G.....	1974
Butz, Dave, DT.....	1975-88

## 66

Norman, Jim, T.....	1955
Voytek, Ed, G.....	1957-58
Whitlow, Bob, C.....	1960-61
Kammerer, Carl, DE.....	1963-69
Pottios, Myron, LB.....	1971-73
Imhof, Martin, DE.....	1974
Arneson, Jim, G.....	1975
Fritsch, Ted, C.....	1976-79
Jacoby, Joe, G/T.....	1981-93
Turk, Dan, C.....	1997-99
Moore, Michael, G.....	2000
Campbell, Matt, G.....	2001
Stai, Brenden, G.....	2002
Kendall, Pete, DL.....	2007-08
Dockery, Derrick, DL.....	2003-06, 2009-10
Chester, Chris, G.....	2011-14

## 67

Suminski, Dave, G.....	1953
Stephens, Red, G.....	1955-60
Darre, Bernie, G.....	1961
Cvercko, Andy, G.....	1963
Reed, Bob, G.....	1965
Kupp, Jake, G-TE.....	1966
Wooten, John, G.....	1968
Grimm, Dan, G.....	1969
Tillman, Rusty, LB.....	1970-77
Dubinetz, Greg, G.....	1979
Kimball, Bruce, G (also 63).....	1983-84
Beasley, Tom, DT.....	1984-86
Thompson, Steve, DT.....	1987
Lathrop, Kit, DE.....	1987
Waechter, Henry, DE.....	1987
Brown, Ray, G.....	1989-90, 92-95, 2004-05

Pourdanesh, Shar, T.....	1996-98
Fletcher, Derrick, G.....	2000
Terrell, Daryl, DL.....	2003
Albright, Ethan, LS (also 71, 77).....	2007-09
LeRibeus, Josh, DL.....	2012-15

## 68

Badgon, Ed, G.....	1952
Ramsey, Knox, G.....	1952-53
Sparks, Dave, G.....	1954
Feagin, Willie, G.....	1963
Banks, Willie, G (also 69).....	1968-69
Fanucci, Mike, DE.....	1972
Harlan, Jim, T.....	1978
Anderson, Gary, G.....	1980
Grimm, Russ, G.....	1981-91
Patton, Joe, G/T.....	1994-98
Hutson, Tony, G.....	2000
Tucker, Ross, G.....	2001-02, 07
Winey, Brandon, DL.....	2003
Geisinger, Justin, G.....	2008
Compton, Tom, T.....	2013-15

## 69

Hansen, Ron, G.....	1954
Goosby, Tom, G.....	1966
Banks, Willie, G (also 68).....	1968-69
Brooks, Perry, DT.....	1978-84
Thielmann, R.C., G.....	1985-88
Schlereth, Mark, G.....	1989-94
Milstead, Rod, G.....	1998-99
Ellis, Ed, T.....	2000
Molinaro, Jim, DL.....	2004-06
Fabini, Jason, DL.....	2007-08
Fanaika, Paul, G.....	2009
Smith, Willie, T.....	2011

## 70

Karras, Lou, T.....	1950-51
Modzelewski, Dick, DT.....	1953-54
Miller, Fred, T.....	1955
Sardisco, Tony, G.....	1956
Lemek, Ray, T.....	1957-61
Moore, Chuck, G.....	1962
Huff, Sam, LB.....	1964-67, 69
Wynn, Will, DE.....	1977
Marshall, Leonard, DT.....	1994
Drake, Troy, T.....	1998
Vickers, Kipp, DL.....	2002

## 71

Houghton, Jerry, T.....	1950
Renfron, Will, T.....	1957-59
Stynchula, Andy, DT.....	1960-63
Seals, George, E.....	1964
Musgrove, Spain, DT.....	1967-68
Bosch, Frank, DT (also 73).....	1968-70
Tyrer, Jim, T.....	1974
Lorch, Karl, DT.....	1976-81
Peutz, Gary, T.....	1982
Mann, Charles, DE.....	1983-93
Lewis, Ron, G.....	1995
Tanner, Barron, DT.....	1999
Dotson, Santana, DL, (IR).....	2002
Albright, Ethan, LS (also 67, 77).....	2003-08
Wade, Todd, DL.....	2007
Williams, Mike, G/T.....	2009
Williams, Trent, T.....	2010-15

## 72

Staton, Jim, DT.....	1951
Moss, Joe, T.....	1952
Christensen, Erik, DE.....	1956
Owens, Don, DT.....	1957
Weatherall, Jim, DT.....	1958

# ALL-TIME NUMBERS

Churchwell, Don, T.....	1959
Rutgens, Joe, DT.....	1961-69
Hermeling, Terry, T.....	1970-73, 75-80
Talbert, Diron, DT.....	1971-80
Manley, Dexter, DE.....	1981-89
Haight, Mike, T.....	1992
Noga, Al, DE.....	1993
Bandison, Romeo, DT.....	1995-96
Flores, Mike, DE [also 73].....	1995
Kalu, Ndukwe, DE.....	1998-2000
Boose, Dorian, DE.....	2001
Powell, Carl, DL.....	2002
Whitley, Taylor, G.....	2006
Scott, Darrion, DL [also 76].....	2010
Bowen, Stephen, DE.....	2011-14

## 73

Barfield, Ken, T.....	1954
Davlin, Mike, T.....	1955
Miller, Joh, T.....	1956, 58-59
Matteson, Riley, T.....	1961-64
Jones, Stan, T.....	1965
Bosch, Frank, DE.....	1968-70
Laaveg, Paul, G.....	1970-75
Williams, Jeff, T.....	1978-80
May, Mark, G.....	1981-90
Mills, Lamar, DT.....	1994
Flores, Mike, DE [also 72].....	1995
Ashmore, Darryl, T.....	1996-97
Wiggins, Paul, T.....	1998
Brown, Jamie, T.....	1999
Jackson, Bernard, DT.....	2002
Jones, Kenyatta, OT.....	2003
Boschetti, Ryan, DL.....	2004-08
Robinson, William, T.....	2009
Joseph, Joe, DL.....	2010
Gettis, Adam, G.....	2013
Kearse, Frank, DE.....	2014-15

## 74

Neimi, Laurie, T.....	1949-53
Morgan, Bob, DT.....	1954
Khayat, Eddie, DT [also 87].....	1957, 62-63
Snowden, Jim, T.....	1965-72
Starke, George, T.....	1973-84
Koch, Marcus, DE.....	1986-91
McGriff, Curtis, DE.....	1987
Nichols, Gerald, DT.....	1993
Thure, Brian, T.....	1995
Badger, Brad, G.....	1997-99
Harrison, Nolan, DE.....	2000
Fiore, Dave, DL.....	2003
Jones, Kenyatta, OL.....	2004
Wade, Todd, OL.....	2006
Heyer, Stephen, T.....	2007-10
Polumbus, Tyler, OL.....	2011-14
Kouandjio, Arie, G.....	2015

## 75

Ecker, Enrique, T.....	1952
Campora, Don, DT.....	1953
Jagielski, Harry, T.....	1956
Davidson, Ben, DT.....	1962-63
Williams, Fred, T [also 77].....	1964-65
Marshall, Rich, DT.....	1966
Kelly, John, T.....	1966-67
Washington, Fred, T.....	1968
Wright, Steve, T.....	1970
Hermeling, Terry, T [also 72].....	1970-80
Jones, Deacon, DE.....	1974
Clark, Mike, DE.....	1981
Ogrin, Pat, DT [also 79].....	1981-82
Briz, Darrick, G.....	1987
Stensrud, Mike, DT.....	1989
Williams, Eric, DT.....	1990-93

Gesek, John, C [also 63].....	1994-95
Dahl, Bob, G.....	1996-97
Cook, Anthony, DE.....	1999
Ham, Derrick, DE.....	2000
Sulfsted, Alex, DL.....	2002
Noble, Brandon, DT.....	2003-05
Demulling, Rick, OL.....	2007
Rinehart, Chad, G/T.....	2008-09
Hicks, Artis, G/T.....	2010
Locklear, Sean, T.....	2011
Scherff, Brandon, G.....	2015

## 76

Lipscomb, Paul, T.....	1950-54
Kimmel, J.D., T.....	1955-56
Stallings, Don, E.....	1960
Prestel, Jim, T.....	1966-67
Rock, Walter, T.....	1968-73
Stokes, Tim, T.....	1975-77
Heinz, Bob, DT.....	1978
Scanlan, Jerry, T.....	1980-81
Mendenhall, Mat, DE.....	1981-82
Donnalley, Rick, C/G.....	1984-85
Tilton, Ron, G.....	1986
Simmons, Ed, T.....	1987-97
Frazier, Frank, G.....	1987
Jansen, Jon, T.....	1989-08
Jones, Levi, T.....	2009
Bryant, Anthony, DL.....	2010
Scott, Darrion, DL.....	2011
Moses, Morgan, T.....	2014-15

## 77

Jacobs, Jack, QB.....	1946
Mont, Tommy, QB.....	1947-49
Krouse, Ray, T.....	1960
Barnett, Steve, T.....	1964
Williams, Fred, T [also 75].....	1964-65
Barnes, Walter, DT.....	1966-68
Brundige, Bill, DT.....	1970-77
Jones, Joe, DE.....	1979-80
Grant, Darryl, DT.....	1981-90
Wahler, Jim, DT.....	1992-93
Johnson, Tré, OL.....	1994-00, 02
Albright, Ethan, LS [also 67, 71].....	2001-02
Thomas, Randy, OL.....	2003-09
Brown, Jammal, T.....	2010-11
Lauvao, Shawn, G.....	2014-15

## 78

Lawrence, Don, T.....	1959-61
Snidow, Ron, DE.....	1963-67
Peters, Floyd, T.....	1970
Taylor, Mike, T.....	1971
Sweeney, Walt, G.....	1974-75
Hickman, Dallas, DE [also 82].....	1976-81
Smith, Paul, DE.....	1979-80
McGee, Tony, DE.....	1982-84
Hamel, Dean, DT.....	1985-88
Robinson, Lybrant, DE.....	1989
Johnson, Tim, DT.....	1990-95
Kuehl, Ryan, DT [also 99].....	1996-97
Zorich, Chris, DT.....	1997
Brown, Doug, DT.....	1998-99
Smith, Bruce, DE.....	2000-03
Sykes, Joe, DE.....	2006
Sampson, Kevin, DL.....	2007
Batiste, D'Anthony, OL.....	2008-09
Lichtensteiger, Kory, OL.....	2010-15

## 79

Yonaker, John, E.....	1952
Hegarty, Bill, T.....	1953
Peters, Volney, T.....	1954-57
Khayat, Ed, DT [also 57].....	1958

Toneff, Bob, DT.....	1959-64
Crane, Dennis, DT.....	1968-69
McDole, Ron, DE.....	1971-78
Bacon, Coy, DE [also 80].....	1978-81
Ogrin, Pat, DT [also 75].....	1981-82
Liebenstein, Todd, DE.....	1982-85
Barnett, Doug, DE.....	1985
Carlson, Mark, T.....	1987
Lachey, Jim, T.....	1988-95
Ertman, Steve, DT.....	1997
Vickers, Kipp, G.....	1999
Szott, Dave, G.....	2001
Elsara, Pita, OL.....	2003
Alexander, Lorenzo, LB [also 97].....	2007-09
Clark, Jeremy, OL.....	2010
Hurt, Maurice, G.....	2011-12
Nsekhe, Ty, T.....	2015

## 80

Ecker, Enrique, T.....	1952
Brito, Gene, E.....	1951-53, 55-58
Junker, Steve, E.....	1961-62
Hernandez, Joe, E.....	1964
Hodgson, Pat, TE.....	1966
Alford, Bruce, K.....	1967
Long, Bob, WR.....	1969
Jefferson, Roy, WR.....	1971-76
Bacon, Coy, DE [also 79].....	1978-80
McDaniel, John, WR [also 86].....	1978-80
Haines, Kris, WR.....	1979
Seay, Virgil, WR.....	1981-84
Barnwell, Malcolm, WR.....	1985
Phillips, Joe, WR.....	1985-87
Yarber, Eric, WR.....	1988-87
Wilson, Teddy, WR.....	1987
Shepard, Derrick, WR.....	1987-88
Johnson, Joe, WR.....	1989-91
Howard, Desmond, WR.....	1992-94
Truitt, Olanda, WR [also 84].....	1994-95
Brooks, Bill, WR.....	1996
Harper, Alvin, WR.....	1997
Frisch, David, TE [also 38].....	1997
Alexander, Stephen, TE.....	1998-01
Green, Jacques, WR.....	2002
Skaggs, Justin, WR.....	2002
Coles, Laveranues, WR.....	2003-04
Patten, David, WR.....	2005-06
McCardell, Keenan, WR.....	2007
Crowder, Jamison, WR.....	2015

## 81

Brown, Dan, E.....	1950
Morley, Sam, WR.....	1954
Walton, Joe, E.....	1957-60
Luce, Lew, B.....	1961
Jencks, Bob, E.....	1965
Kupp, Jake, TE.....	1966
Barefoot, Ken, E.....	1968
Carroll, Leo, DE [also 89].....	1969-70
Alston, Mack, TE.....	1970-72
Winslow, Doug, WR.....	1976-77
Anderson, Terry, WR.....	1978
Smith, J. T., WR.....	1978
DeFrance, Chris, WR.....	1979
Monk, Art, WR.....	1980-93

## 82

Berrang, Ed, E.....	1949-52
Dale, Roland, E.....	1950
Polsfoot, Fran, E.....	1953
Carson, John, E.....	1954-59
MacAfee, Ken, E.....	1959
Heenan, Pat, E.....	1960
Absher, Dick, K.....	1967
Miller, Clark, DE.....	1969

# ALL-TIME NUMBERS

Jones, Jimmie, DE	1971-73
Hickman, Dallas, DE [also 78]	1976-81
Caster, Rich, TE	1981-82
Sawyer, John, TE	1983
Jones, Anthony, TE	1984-85
Caravello, Joe, TE	1987-88
Brandes, John, TE	1989-92
Rowe, Ray, TE	1992
Riggs, Jim, TE	1993
Haws, Kurt, TE	1994
Westbrook, Michael, WR	1995-01
Russell, Cliff, WR, (IR)	2002
Chamberlain, Byron, TE	2003
Kozlowski, Brian, TE	2004
Brown, Antonio, WR	2005
Randle El, Antwaan, WR	2006-09
Paulsen, Logan, TE	2010-14

## 83

Dekker, AJ, WR	1953
Jones, Charlie, E	1955
Meadows, Ed, DB	1959
Wilkins, Roy, LB	1960-61
Norton, Jim, T	1969
Anderson, Bruce, DE	1970
Thompson, Ricky, WR	1978-81
McGrath, Mark, WR	1983-85
Stief, Dave, WR	1983
Mauti, Rich, WR [also 84]	1984
Noble, James, WR	1986
Sanders, Ricky, WR [also 46]	1986-93
Johnson, Richard, WR	1987
McEwen, Craig, TE [also 88]	1987-88
Winans, Tydus, WR	1994-95
Anderson, Flipper, WR	1996
Cornell, Albert, WR	1997-00
Lockett, Kevin, WR	2001-02
Jackson, Willie, WR	2002
Flowers, Richmond, WR	2002
Russell, Cliff, WR	2003
Thrash, James, WR [also 87]	2004-08
Davis, Fred, TE [also 86]	2011-13
Smith, Alex, TE	2015

## 84

Taylor, Hugh, E [also 28]	1947-54
Shoener, Herb, E [also 12]	1948-49
Braatz, Tom, DE [also 85]	1957-59
Osborne, Tom, E	1960-61
Hancock, Mike, TE	1973-75
Fugett, Jean, TE	1976-79
McCrary, Greg, TE [also 85]	1978, 81
McKinney, Zion, WR	1980
Williams, Mike, TE	1982-84
Arnold, Walt, TE [also 90]	1984
Mauti, Rich, WR	1984
Clark, Gary, WR	1985-92
Phillips, Joe, WR	1987
Bigby, Keiron, WR	1987
Stock, Mark, WR	1993
Truitt, Olanda, WR [also 80]	1994-95
Asher, Jamie, TE	1995-98
Thompson, Derrius, WR	1999
Read, Andre, WR	2000
Battaglia, Marco, TE	2001
Doering, Chris, WR	2002
Johnson, Patrick, WR	2003
Jacobs, Taylor, WR	2004-05
Mitchell, Marko, WR	2009
Galloway, Joey, WR	2010
Paul, Niles, WR/TE	2011-14

## 85

Yowarsky, Walt, E	1951-54
Paluck, John, DE [also 86]	1956, 59-65

Braatz, Tom, DE [also 84]	1957-59
Cronin, Gene, DE	1961-62
Quinlan, Bill, DE	1964
McCreever, Marlin, LB [also 86]	1968-70
Hoffman, John, DE	1969-70
McNeil, Clifton, WR	1971-72
Holman, Willie, DE	1973
Fryer, Brian, WR	1976-78
McCrary, Greg, TE [also 84]	1978, 81
Warren, Don, TE	1979-92
Truitt, Dave, TE	1987
McGee, Tim, WR	1993
Ellard, Henry, WR	1994-98
Sellers, Mike, TE [also 45]	1998-99
Zelenka, Joe, TE	2000
McCants, Darnerien, WR	2002-04
Kozlowski, Brian, TE	2005
Lloyd, Brandon, WR	2006-07
Hankerson, Leonard, WR	2011-14
Jensen, Marcel, TE	2015
McCoy, Anthony, TE	2015

## 86

Meillinger, Steve, E	1956-57
Paluck, John, DE [also 85]	1956, 59-65
Briggs, Bill, DE	1966-67
McKeever, Marlin, LB [also 85]	1968-70
Biggs, Verlon, DE [also 89]	1971-75
Dowler, Boyd, WR	1971
Larson, Bill, TE	1977
McDaniel, John, WR [also 80]	1978-80
DuBois, Phil, TE	1979-80
Didier, Clint, TE	1982-87
Tice, Mike, TE	1989
Hobbs, Stephen, WR	1990-92
Shepherd, Leslie, WR	1994-98
Fryar, Irving, WR	1999-00
Rasby, Walter, TE	2001-02
Jacobs, Taylor, WR	2003
Rasby, Walter, TE [6 games]	2004
Brown, Antonio, WR [9 games]	2004
Farris, Jimmy, WR	2005
Kozlowski, Brian, WR	2006
Caldwell, Reche, WR	2007
Davis, Fred, TE [also 83]	2008-10
Byrd, Dominique, TE	2011
Reed, Jordan, TE	2013-15

## 87

Goodnight, Clyde, E	1949-50
Barker, Ed, E	1954
Thomas, Ralph, E	1955-56
Khayat, Ed, DT [also 74]	1957, 62-63
Dugan, Fred, E	1961-63
Smith, Jerry, TE	1965-77
Brown, Charlie, WR	1982-84
Orr, Terry, TE [also 89]	1986-90, 92
Dunn, K.D., TE	1987
Middleton, Ron, TE [also 88]	1988, 90-93
Bell, Coleman, TE	1994-95
Thrash, James, WR [also 83]	1997-00
Gardner, Rod, WR	2001-04
Johnson, Robert, TE	2005
Yoder, Todd, TE	2006-09
Williams, Roydell, WR	2010
Myers, Rob, TE	2011
Hamm, Je'Ron, TE	2015

## 88

Hennessey, Jerry, DE	1952-53
Ostrowski, Chet, E	1954-59
Lasse, Dick, LB	1960-61
Richter, Pat, E	1963-70
Reed, Alvin, TE	1973-75
Buggs, Danny, WR	1976-79

Walker, Rick, TE	1980-85
Holloway, Derek, WR	1986
Frain, Todd, TE	1986
Middleton, Ron, TE [also 87]	1988, 90-93
Benson, Cliff, TE	1987
Shepard, Derrick, WR	1987-88
McEwen, Craig, TE [also 83]	1987-88
Caravello, Joe, TE	1987-88
Johnson, Billy [White Shoes], WR	1988
Johnson, Jimmie, TE	1989-91
Jenkins, James, TE	1991-00
Thompson, Derrius, WR	2001-02
Royal, Robert, TE	2003-05
Fauria, Christian, TE	2006
Ecker, Tyler, TE	2007
Anderson, David, WR	2011
Garçon, Pierre, WR	2012-15

## 89

Tereshinski, Joe, E	1947-54
Dee, Bob, E	1957-58
Gob, Art, E	1959-60
Aveni, John, K	1961
Smith, Hugh, E	1962
Collier, Jim, E	1963
Carpenter, Preston, E	1964-86
Carroll, Leo, DE [also 81]	1969-70
Biggs, Verlon, DE [also 86]	1971-75
Robinson, Dave, LB	1973-74
Haynes, Reggie, TE	1978
Richardson, Grady, TE	1979-80
Harrison, Kenny, WR	1980
Garrett, Alvin, WR	1981-84
Muhammad, Calvin, WR	1984-85
Verdin, Clarence, WR	1986-87
Orr, Terry, TE [also 87]	1986-90, 91-93
Dennison, Glenn, TE	1987
Allen, Anthony, WR	1987
Stanley, Walter, WR	1990
Horton, Ethan, TE	1994
Galbraith, Scott, TE	1995-96
Thomas, Chris, WR	1997-99
Flemister, Zeron, TE	2000-03
Moss, Santana, WR	2005-14
Carrier, Derek, TE	2015

## 90

Arnold, Walt, TE [also 84]	1984
Curtis, Bobby, LB	1987
Richardson, Huey, LB	1992
Graf, Rick, LB	1993
Stowe, Tyronne, LB	1994
Crews, Terry, LB	1995
Barnett, Troy, DT	1996
Lang, Kenard, DE	1997-01
Holsey, Bernard, DT	2003
Clemons, Nick, OL	2005
Buzbee, Alex, DE	2007-08
Jarmon, Jeremy, DE/LB	2009-10
Worthington, Doug, DE	2012
Beauharnais, Steve, LB [also 58]	2014
Brown, Everett, LB	2014
Paea, Stephen, DE	2015

## 91

Settles, Tony, LB	1987
Manusky, Greg, LB	1988-90
Collins, Shane, DE	1992-94
Vanderbeek, Matt, LB	1995-96
Mims, Chris, DT	1997
Hoelscher, David, DT	1998
Cowsette, Delbert, DT	2001-02
Upshaw, Regan, DE	2003
Killings, Cedric, DL	2005
Jackson, Rob, DE/LB [also 50, 98]	2009



# ALL-TIME NUMBERS

Holliday, Vonnie, DE.....2010  
 Kerrigan, Ryan, LB.....2011-15

## 92

Smith, Hugh, WR.....1962  
 Bunch, Derek, LB.....1987  
 Nottage, Dexter, DE.....1994-96  
 Duff, Jamal, DE.....1997-98  
 DeLoach, Jerry, DT.....2001  
 Gardner, Daryl, DT.....2002  
 Chase, Martin, DT.....2003  
 Evans, Demetric, DL.....2004-08  
 Haynesworth, Albert, DL.....2009-10  
 Baker, Chris, DL.....2011-15

## 93

Meads, Johnny, LB.....1992  
 Willis, Keith, DT.....1993  
 Faulkner, Jeff, DT.....1993  
 Boutte, Marc, DT.....1994-99  
 Leverage, Otis, DE.....2001-02  
 Zellner, Peppi, DL.....2003  
 Daniels, Phillip, DL.....2004-10  
 Balmer, Kentwan, DE.....2011  
 Merling, Phillip, DE.....2013  
 Murphy, Trent, LB.....2014-15

## 94

Sagnella, Anthony, DT.....1987  
 Wilson, Bobby, DT.....1991-94  
 Gilbert, Sean, DT.....1996  
 Stubblefield, Dana, DT.....1998-00  
 Jackson, Ladairis, DT.....2002  
 Warner, Ron, DE.....2003-04  
 Jones, Aki, DL.....2005  
 Montgomery, Anthony, DT.....2006-09  
 Carriker, Adam, DE.....2010-12  
 Geathers, Clifton, DE.....2014  
 Smith, Preston, LB.....2015

## 95

Benish, Dan, DT.....1987  
 Gaines, William, DT.....1995-97  
 Wilkinson, Dan, DT.....1998-02  
 Dalton, Lionel, DL.....2003  
 Salave'a, Joe, DL.....2004-06  
 Wilson, Chris, DE.....2007-10  
 Neild, Chris, NT.....2011-13

## 96

Gibson, Alec, DE.....1987  
 Hollingquest, Lamont, LB.....1993-94  
 Owens, Rich, DE.....1995-97  
 Williams, Tyrone, DE.....2001  
 Scott, Greg, DE.....2002  
 Russell, Darrell, DL.....2003  
 Griffin, Cornelius, DL.....2004-09  
 Kemoeatu, Ma'ake, NT.....2010  
 Cofield, Jr., Barry, NT.....2011-14  
 Bates, Houston, LB.....2015

## 97

Geathers, Jumpy, DT.....1990-92  
 Palmer, Sterling, DE.....1993-96  
 Bandison, Romeo, DT (also 72).....1995-96  
 Kinney, Kelvin, DE.....1997-98  
 Wynn, Renaldo, DL.....2002-06  
 Smith, Tyson, LB.....2008  
 Alexander, Lorenzo, LB (also 79).....2010-12  
 Hatcher, Jason, DE.....2014-15

## 98

Martin, Steve, DE.....1987  
 Barker, Tony, LB.....1992  
 Woods, Tony, DE.....1994-96  
 Russell, Twan, LB.....1997-99  
 Armstead, Jessie, LB.....2002-03  
 Marshall, Lemar, LB.....2004-06  
 Jackson, Rob, DE (also 50, 91).....2008  
 Orakpo, Brian, LB/DE.....2009-14  
 Knighton, Terrance, NT.....2015

## 99

Saenz, Eddie, B.....1946-51  
 Young, Wilbur, DE.....1981  
 Karras, Ted, DT.....1987  
 Rocker, Tracy, DT.....1989-90  
 Buck, Jason, DE.....1991-93  
 Stephens, Rod, LB.....1995-96  
 Kuehl, Ryan, DT (also 78).....1996-97  
 Coleman, Marco, DE.....1999-01  
 Haley, Jermaine, DL.....2003-04  
 Carter, Andre, DE/LB.....2006-10  
 Jenkins, Jarvis, DE.....2011-14  
 Jean Francois, Ricky, DE.....2015

# ALL-TIME ROSTER

The following is a list of Washington Redskins who have appeared in regular season or postseason play.

## A

Absher, Dick, LB, Maryland.....	1967
Adams, John, T, Notre Dame.....	1945-49
Adams, Willie, LB, New Mexico St.....	1965-66
Addison, Mario, LB, Troy.....	2012
Adickes, Mark, G, Baylor.....	1990-91
Adduci, Nick, B, Nebraska.....	1954-55
Aguirre, Joe, E, St. Mary's (CA).....	1941, 1943-45
Akers, David, K, Louisville.....	1998-99
Akins, Frank, B, Washington St.....	1943-46
Alban, Dick, B, Northwestern.....	1952-55
Albright, Ethan, LS, North Carolina.....	2001-09
Aldrich, Ki, C, TCU.....	1939-42, 1945-47
Alexander, Lorenzo, DL/LB, California.....	2007-12
Alexander, Patrise, DT, SW Louisiana.....	1986-98
Alexander, Shaun, RB, Alabama.....	2008
Alexander, Stephen, TE, Oklahoma.....	1998-01
Alford, Bruce, K, TCU.....	1967
Allen, Anthony, WR, Washington.....	1987-88
Allen, Jerry, B, Nebraska-Omaha.....	1967-69
Allen, John, C, Purdue.....	1955-58
Allen, Terry, RB, Clemson.....	1995-98
Alston, Mack, TE, Maryland St.....	1970-72
Amerson, David, CB, North Carolina St.....	2013-15
Ananis, Vito, B, Boston College.....	1945
Anderson, Bill, E, Tennessee.....	1958-63
Anderson, Bob, RB, Colorado.....	1975
Anderson, Bruce, E, Williamette.....	1970
Anderson, David, WR, Colorado St.....	2011
Anderson, Erick, LB, Michigan.....	1994
Anderson, Gary, G, Stanford.....	1980
Anderson, Stuart, LB, Virginia.....	1982-85
Anderson, Terry, WR, Bethune-Cookman.....	1978
Anderson, Willie "Flipper", WR, UCLA.....	1996
Andrako, Steve, C, Ohio St.....	1940
Apsit, Megs, B, USC.....	1933
Archer, David, QB, Iowa St.....	1988
Archuleta, Adam, S, Arizona St.....	2006
Arenz, Arnie, LB, St. Louis.....	1934
Arii, Obed, K, Clemson.....	1987
Armstead, Jessie, LB, Miami (Fla.).....	2002-03
Armstrong, Anthony, WR, West TX AGM.....	2010-11
Arneson, Jim, G, Arizona.....	1975
Arnold, Walt, TE, New Mexico.....	1984
Arrington, LaVar, LB, Penn St.....	2000-05
Artman, Corrie, T, Stanford.....	1932
Asher, Jamie, TE, Louisville.....	1995-98
Ashmore, Darryl, OL, Northwestern.....	1996-97
Atkeson, Dale, B, No. College.....	1954-56
Atkins, Pervis, RB, New Mexico St.....	1964-65
Atkinson, Jess, K, Maryland.....	1986-87
Atogwe, Oshiomogho, S, Stanford.....	2011
Audet, Earl, T, USC.....	1945
Austin, Terrence, WR, UCLA.....	2010-11
Aveni, John, WR/K, Indiana.....	1961
Avery, Don, T, USC.....	1948-47
Avery, Jim, E, Northern Illinois.....	1966

## B

Bacon, Coy, DE, Jackson St.....	1978-81
Badaczewski, John, G, Western Reserve.....	1949-51
Badanjek, Rick, RB, Maryland.....	1986
Badger, Brad, G/T, Stanford.....	1997-99
Bagauer, Steve, RB, Notre Dame.....	1945-46, 1948
Bagdon, Ed, G, Michigan St.....	1952
Bailey, Champ, CB, Georgia.....	1999-03
Bailey, Robert, CB, Miami (Fla.).....	1995
Baker, Chris, DL, Hampton.....	2012-15
Baker, Sam, K, Oregon St.....	1953, 1956-59
Balmer, Kentwan, DE, North Carolina.....	2011
Baltzell, Vic, DB, Southwestern (Kan.).....	1935

Bandison, Romeo, DT, Oregon.....	1995-96
Bandy, Don, G, Tulsa.....	1967-68
Banks, Brandon, WR, Kansas St.....	2010-12
Banks, Carl, LB, Michigan St.....	1993
Banks, Tony, QB, Michigan St.....	2001
Banks, Willie, G, Alcorn AGM.....	1988-89
Banta, Jack, RB, USC.....	1941
Barber, Ernie, C, San Francisco.....	1945
Barber, Jim, T, San Francisco.....	1935-41
Barber, Shawn, LB, Richmond.....	1998-01
Barefoot, Ken, E, Virginia Tech.....	1968
Barfield, Ken, T, Mississippi.....	1954
Barker, Bryan, P, Santa Clara.....	2001-03
Barker, Ed, E, Washington St.....	1954
Barker, Tony, LB, Rice.....	1992
Barnes, Billy Ray, RB, Wake Forest.....	1962-63
Barnes, Brandon, LB, Missouri.....	2004
Barnes, Kevin, CB, Maryland.....	2009-11
Barnes, Tomur, CB, North Texas.....	1996
Barnes, Walt, DT, Nebraska.....	1966-68
Barnett, Doug, DE, Azusa Pacific.....	1985
Barnett, Nick, LB, Oregon St.....	2013
Barnett, Steve, T, Oregon.....	1964
Barnett, Troy, DT, North Carolina.....	1996
Barnhardt, Tommy, P, North Carolina.....	1988, 2000
Barni, Roy, B, San Francisco.....	1955-56
Barrwell, Malcolm, WR, Virginia Union.....	1985
Barrington, Tom, B, Ohio St.....	1966
Barrow, Mike, LB, Miami (Fla.) (IR).....	2004
Barry, Paul, B, Tulsa.....	1953
Bartel, Richard, QB, Tarleton St.....	2009
Bartos, Hank, G, North Carolina.....	1938
Bartos, Joe, B, Navy.....	1950
Bass, Mike, DB, Michigan.....	1969-75
Bassi, Dick, G, Santa Clara.....	1937
Bates, Houston, LB, Louisiana Tech.....	2015
Bates, Michael, KR, Arizona.....	2001
Batiste, D'Anthony, G, Louisiana-Lafayette.....	2009
Batiste, Michael, G, Tulane.....	1998
Battaglia, Marco, TE, Rutgers.....	2001
Battles, Cliff, B, West Virginia Wesleyan.....	1932-37
Baugh, Sam, QB, TCU.....	1937-52
Bauman, Rashad, CB, Oregon.....	2002-03
Baughan, Maxie, LB, Georgia Tech.....	1974
Bausch, Frank (Pete), C, Kansas.....	1934-36
Bayless, Martin, S, Bowling Green.....	1994
Beasley, Tom, DL, Virginia Tech.....	1984-86
Beatty, Ed, C, Mississippi.....	1961
Beauharnais, Steve, LB, Rutgers.....	2014
Beban, Gary, QB, UCLA.....	1968-69
Beck, John, QB, BYU.....	2011
Bedell, Brad (A-4), DL, Colorado.....	2003
Bedore, Tom, G, Pepperdine.....	1944
Beinor, Ed, T, Notre Dame.....	1941-42
Bell, Coleman, TE, Miami (Fla.).....	1995
Bell, William, RB, Georgia Tech.....	1994-96
Bellamy, Josh, WR, Louisville.....	2013
Benish, Dan, DT, Clemson.....	1987
Benson, Cliff, TE, Purdue.....	1987
Bentley, Scott, K, Florida St.....	2000
Bernstine, Jordan, S, Iowa.....	2012
Berrang, Ed, E, Villanova.....	1949-52
Berschat, Merve, G, Illinois.....	1954-55
Betts, Ladell, RB, Iowa.....	2002-08
Bidwell, Josh, P, Oregon.....	2010
Bigby, Keiron, WR, Brown.....	1987
Biggers, E.J., CB, Western Michigan.....	2013-14
Biggs, Verlon, DE, Jackson St.....	1971-74
Bingham, Guy, C, Montana.....	1992-93
Birlem, Keith, B, San Jose St.....	1939
Black, Jordan, T, Notre Dame.....	2012
Blackmon, Will, CB, Boston College.....	2015
Blades, H.B., LB, Pittsburgh.....	2007-10
Blanchard, Cary, K, Oklahoma St.....	1998
Blanton, Scott, K, Oklahoma.....	1996-98

Boensch, Fred, G, Stanford.....	1947-48
Boll, Don, T, Nebraska.....	1953-59
Bond, Chuck, T, Washington.....	1937-38
Bond, Randall, B, Washington.....	1938
Bonner, Brian, LB, Minnesota.....	1989
Boose, Dorian, DE, Washington St.....	2001
Bosch, Frank, DT, Colorado.....	1968-70
Boschetti, Ryan, DL, UCLA.....	2004-08
Bosseler, Don, B, Miami (Fla.).....	1957-64
Bostic, Jeff, C, Clemson.....	1980-93
Boswell, Ben, T, TCU.....	1934
Boutte, Marc, DT, LSU.....	1994-99
Bowen, Alvin, LB, Iowa St.....	2009
Bowen, Matt, S, Iowa.....	2003-05
Bowen, Stephen, DE, Hofstra.....	2011-14
Bowie, Larry, FB, Georgia.....	1996-99
Bowles, Todd, S, Temple.....	1986-90, 92-93
Boykin, Deral, S, Louisville.....	1994
Braatz, Tom, DE, Marquette.....	1957-59
Bradley, Harold, E, Elon.....	1938-39
Bragg, Mike, P, Richmond.....	1968-79
Branch, Bruce, KR, Penn St.....	2002
Branch, Reggie, RB, East Carolina.....	1985-89
Brandes, John, TE, Cameron.....	1990-92
Brandt, David, DL, Michigan.....	2001
Brantley, John, LB, Georgia.....	1992
Breding, Ed, LB, Texas AGM.....	1967-68
Breedlove, Rod, LB, Maryland.....	1960-64
Breeland, Bashad, CB, Clemson.....	2014-15
Brennan, COT, QB, Hawaii.....	2008-09
Brewer, Homer, B, Mississippi.....	1960
Briggs, Bill, DE, Iowa.....	1966-67
Briggs, Bob, B, Central Oklahoma St.....	1965
Briz, Darrick, G, Oregon St.....	1987
Briscoe, Dezman, WR, Kansas.....	2012
Brito, Gene, DE, Loyola (CA).....	1951-53, 1955-58
Britt, Ed, B, Holy Cross.....	1936-37
Britt, Oscar, G, Mississippi.....	1946
Brohm, Jeff, QB, Louisville.....	1995
Brooks, Bill, WR, Boston University.....	1996
Brooks, Durant, P, Wake Forest.....	2008
Brooks, Perry, DT, Southern.....	1978-84
Brooks, Reggie, RB, Notre Dame.....	1993-95
Broughton, Nehemiah, RB, The Citadel.....	2005-07
Brown, Antonio, WR, West Virginia.....	2004-05
Brown, Buddy, G, Arkansas.....	1951-52
Brown, Charlie, WR, South Carolina St.....	1982-84
Brown, Dan, E, Villanova.....	1950
Brown, Doug, DT, Simon Fraser.....	1998-99
Brown, Eddie, S, Tennessee.....	1975-77
Brown, Everett, LB, Florida St.....	2014
Brown, Hardy, LB, Tulsa.....	1950
Brown, Jamie, T, Florida AGM.....	1999
Brown, Jammal, T, Oklahoma.....	2010-11
Brown, Larry, RB, Kansas St.....	1969-76
Brown, Rufus, G, Arkansas St.....	1989-95, 2004-05
Brown, Rufus, CB, Florida St.....	2004
Brown, Tom, DB, Maryland.....	1969
Brown, Willbert, DL, Houston.....	2002
Brownlow, Darrick, LB, Illinois.....	1995-96
Brucekman, Charley, C, Pittsburgh.....	1958
Brundige, Bill, DE, Colorado.....	1970-77
Brunell, Mark, QB, Washington.....	2004-07
Brunet, Bob, RB, Louisiana Tech.....	1968, 1970-77
Bryant, Anthony, DL, Alabama.....	2010
Bryant, Kelvin, RB, North Carolina.....	1986-88, 1990
Bryant, Trent, CB, Arkansas.....	1981
Buchanon, Phillip, CB, Miami (Fla.).....	2010-11
Buck, Jason, DE, BYU.....	1991-93
Buckley, Curtis, CB, East Texas St.....	1999-2000
Budd, Frank, WR, Villanova.....	1963
Buggs, Danny, WR, West Virginia.....	1978-79
Bukich, Rudy, QB, USC.....	1957-58
Buksar, George, B, Purdue.....	1951-52
Bunch, Derek, LB, Michigan St.....	1987

# ALL-TIME ROSTER

Burks, Shawn, LB, LSU.....	1986
Burman, George, G, Northwestern.....	1971-72
Burmeister, Danny, S, North Carolina.....	1987
Burnett, Chester, LB, Arizona.....	1998
Burrell, John, WR, Rice.....	1966-67
Busich, Sam, E, Ohio St.....	1936
Butkus, Tom, G, George Washington.....	1948
Butler, Crezdon, CB, Clemson.....	2012
Butsko, Harry, LB, Maryland.....	1963
Butz, Dave, DT, Purdue.....	1975-88
Buzbee, Alex, DE, Georgetown.....	2007-08
Byner, Earnest, RB, East Carolina.....	1989-93
Byrd, Dominique, TE, USC.....	2011

## C

Cafego, George, QB, Tennessee.....	1943
Caldwell, Ravin, LB, Arkansas.....	1987-92
Caldwell, Reche, WR, Florida.....	2007
Campbell, Jason, QB, Auburn.....	2005-09
Campbell, Jesse, S, North Carolina St.....	1997-98
Campbell, Khary, LB, Bowling Green.....	2004-08
Campbell, Matt, OL, South Carolina.....	2001
Campiglio, Bob, B, W. Liberty St.....	1933
Campofreda, Nick, C, Western Maryland.....	1944
Campora, Don, T, Pacific.....	1953
Canidate, Trung, RB, Arizona.....	2003
Caravello, Joe, TE, Tulane.....	1987-88
Carlson, Mark, T, S. Connecticut St.....	1987
Carpenter, Brian, CB, Michigan.....	1983-84
Carpenter, Preston, E, Arkansas.....	1964-66
Carr, Jim, LB, Morris Harvey.....	1964-65
Carriker, Adam, DE, Nebraska.....	2010-12
Carter, Derek, TE, Beloit.....	2015
Carrier, Mark, FS, USC.....	2000
Carroll, Jim, LB, Notre Dame.....	1966-68
Carroll, Leo, DE, San Diego St.....	1969-70
Carroll, Vic, T, Nevada.....	1936-42
Carson, John, E, Georgia.....	1954-59
Carter, Andre, DE, California.....	2006-10
Carter, Ki-Jana, RB, Penn St.....	2001
Carter, Tom, CB, Notre Dame.....	1993-96
Cartwright, Rock, RB, Kansas St.....	2002-08
Casares, Rick, RB, Florida.....	1985
Caster, Rich, TE, Jackson St.....	1981-82
Castiglia, Jim, B, Georgetown.....	1947-48
Catanho, Al, LB, Rutgers.....	1996
Centers, Larry, RB, Stephen F. Austin.....	1999-00
Chamberlain, Byron, TE, Wayne St.....	2003
Chandler, Jeff, K, Florida.....	2004
Chase, Martin, DT, Oklahoma.....	2003
Cherne, Hal, T, DePaul.....	1933
Cherry, Raphael, S, Hawaii.....	1985
Chester, Chris, G, Oklahoma.....	2011-14
Cheverko, George, B, Ohio St.....	1948
Choice, Tashard, RB, Georgia Tech.....	2011
Christensen, Erik, E, Richmond.....	1956
Churchwell, Don, T, Mississippi.....	1959
Cichowski, Gene, B, Indiana.....	1958-59
Cifers, Ed, E, Tennessee.....	1941-42, 1946
Clair, Frank, E, Ohio St.....	1941
Claitt, Rickey, FB, Bethune-Cookman.....	1980-81
Clark, Algy, DB, Ohio St.....	1932
Clark, Devin, OL, New Mexico.....	2008
Clark, Gary, WR, James Madison.....	1985-92
Clark, Jim, G, Oregon.....	1952-53
Clark, Mike, DE, Florida.....	1981
Clark, Ryan, DB, LSU.....	2004-05, 14
Clay, Billie, B, Mississippi.....	1966
Clay, Ozzie, B, Iowa St.....	1964
Clemons, Chris, LB, Georgia.....	2003-05
Clemons, Nic, DL, Georgia.....	2005
Clifton, Gregory, WR, Johnson C. Smith.....	1993
Cloud, John, B, William & Mary.....	1952-53
Cochran, Tom, B, Auburn.....	1949
Cofer, Joe, S, Tennessee.....	1987

Coffey, Ken, S, SW Texas St.....	1983-86
Cofield, Jr., Barry, NT, Northwestern.....	2011-14
Coia, Angelo, WR, USC.....	1964-65
Coleman, Ben, OL, Wake Forest.....	2001
Coleman, Greg, P, Florida AGM.....	1988
Coleman, Marco, DE, Georgia Tech.....	1999-01
Coleman, Monte, LB, Central Arkansas.....	1979-94
Colles, Laveranues, WR, Florida St.....	2003-04
Collier, Jim, E, Arkansas.....	1963
Collins, Andre, LB, Penn St.....	1990-94
Collins, Paul (Rip), E, Pittsburgh.....	1932-35
Collins, Shane, DE, Arizona St.....	1992-94
Collins, Todd, QB, Michigan.....	2006-09
Compton, Tom, T, South Dakota.....	2013-15
Compton, Will, LB, Nebraska.....	2013-15
Concannon, Rick, G, NYU.....	1934-36
Condit, Merle, B, Carnegie Tech.....	1945
Conklin, Cary, QB, Washington.....	1990-93
Conkright, Bill, C, Oklahoma.....	1943
Connell, Albert, WR, Texas A&M.....	1997-00
Connell, Mike, P, Cincinnati.....	1980-81
Conway, Brett, K, Penn St.....	1998-02
Cook, Anthony, DE, South Carolina St.....	1999
Cook, Erik, OL, New Mexico.....	2011
Cooley, Chris, TE, Utah St.....	2004-12
Copeland, Anthony, LB, Louisville.....	1987
Copeland, Danny, S, Eastern Kentucky.....	1991-93
Corbitt, Don, C, Arizona.....	1948
Cortez, Jose, K, Oregon St.....	2002
Coupee, Al, B, Iowa.....	1946
Cousins, Kirk, QB, Michigan St.....	2012-15
Cowne, John, C, Virginia Tech.....	1987
Cowsette, Del, DT, Maryland.....	2001-02
Cox, Bill, B, Duke.....	1951-52, 1955
Cox, Steve, P, Arkansas.....	1985-88
Coyle, Eric, C, Colorado.....	1987
Crabb, Claude, CB, Colorado.....	1962-63
Crane, Dennis, DT, USC.....	1988-89
Crawford, Richard, CB, SMU.....	2012
Crews, Terry, LB, Western Michigan.....	1995
Crisler, Harold, E, San Jose St.....	1948-49
Crissy, Cris, WR, Princeton.....	1981
Crotcheck, Don, G, Indiana.....	1965-66
Cronan, Peter, LB, Boston College.....	1981-85
Cronin, Gene, DE, Pacific.....	1961-62
Crossan, Dave, C, Maryland.....	1965-69
Crotty, Jim, B, Notre Dame.....	1960-61
Crow, Orien, C, Haskell Indian School.....	1934
Crowder, Jamison, WR, Duke.....	2015
Crutchfield, Buddy, CB, N. Carolina Central.....	1998
Cudzik, Walt, C, Purdue.....	1954
Culliver, Chris, CB, South Carolina.....	2015
Cundliff, Billy, K, Drake.....	2012
Cunningham, Doug, RB, Mississippi.....	1974
Cunningham, Jim, RB, Pittsburgh.....	1961-63
Curtis, Bobby, LB, Savannah St.....	1987
Curtis, Mike, LB, Duke.....	1977-78
Curtis, Travis, S, West Virginia.....	1988, 1991
Cvercko, Andy, G, Northwestern.....	1963

## D

Dahl, Bob, G, Notre Dame.....	1996-97
Dale, Roland, E, Mississippi.....	1950
Daniels, Calvin, LB, North Carolina.....	1986
Daniels, Phillip, DL, Georgia.....	2004-10
Dalton, Lionel, DT, Eastern Michigan.....	2003
Darre, Bernie, G, Tulane.....	1961
Davidson, Ben, DT, Washington.....	1962-63
Davis, Akeem, S, Memphis.....	2014
Davis, Andy, B, George Washington.....	1952
Davis, Brian, CB, Nebraska.....	1987-90
Davis, Fred, T, Alabama.....	1941-42, 1945
Davis, Fred, TE, USC.....	2008-13
Davis, Jack, G, Maryland.....	1960
Davis, Ja'Gared, LB, SMU.....	2014

Davis, James, RB, Clemson.....	2010
Davis, Stephen, RB, Auburn.....	1998-02
Davis, Wayne, DB, Indiana St.....	1989-90
Davlin, Mike, T, San Francisco.....	1955
Day, Eagle, QB, Mississippi.....	1959-60
Deal, Rufus, B, Auburn.....	1942
Dean, Fred, G, Texas Southern.....	1978-82
Dean, Vernon, CB, San Diego St.....	1982-87
de la Puente, Brian, C, California.....	2015
DeCarlo, Art, DB, Georgia.....	1956-57
DeCorrevont, Bill, B, Northwestern.....	1945
Dee, Bob, DE, Holy Cross.....	1957-58
Deeks, Don, T, Washington.....	1947
DeFrance, Chris, WR, Arizona St.....	1979
DeFruiter, Bob, B, Nebraska.....	1945-47
Dekker, Al, WR, Michigan St.....	1953
Deloplaire, Jack, RB, Salem College.....	1978
DeMao, Al, C, Duquesne.....	1945-53
DeMulling, Rick, DL, Idaho.....	2007
Dennis, Pat, DB, Louisiana Monroe.....	2004
Dennison, Glenn, TE, Miami (Fla.).....	1987
Denson, Moses, RB, MD Eastern Shore.....	1974-75
Denton, Tim, CB, Sam Houston St.....	1988-99
Dess, Darrell, G, North Carolina St.....	1965-66
Didier, Clint, TE, Portland St.....	1982-87
Didion, John, LB, Oregon St.....	1969-70
Dishman, Cris, CB, Purdue.....	1997-98
Doekery, Derrick, DL, Texas.....	2003-06, 2009-10
Doering, Chris, WR, Florida.....	2002
Doering, Jason, S, Wisconsin.....	2004
Doll, Don, DE, USC.....	1953
Donnalley, Rick, C, North Carolina.....	1984-85
Doolan, John, B, Georgetown.....	1945
Dorow, Al, QB, Michigan St.....	1954-56
Dotson, Santana, DL, Baylor.....	2002
Doughty, Reed, S, Northern Colorado.....	2006-13
Dow, Ken, B, Oregon St.....	1941
Dowda, Harry, DB, Wake Forest.....	1949-53
Dowler, Boyd, WR, Colorado.....	1971
Downey, Patrick, OL, New Hampshire.....	2002
Drake, Troy, T, Indiana.....	1998
Drakeford, Tyrone, CB, Virginia Tech.....	2000
Drazenovich, Chuck, LB, Penn St.....	1950-59
Dubinetz, Greg, G, Yale.....	1979
DuBois, Phil, TE, San Diego St.....	1979-80
Duckett, T.J., RB, Michigan St.....	2006
Duckworth, Joe, E, Colgate.....	1947
Ducro, Greg, CB, Washington.....	2014
Dudley, Bill, RB, Virginia.....	1950-51, 1953
Duff, Jamal, DE, San Diego St.....	1997-98
Duham, Fred, WR, Dayton.....	1961-63
Duich, Steve, G, San Diego St.....	1969
Dukes, Chad, RB, Pittsburgh.....	2000
Dunbar, Quinton, CB, Florida.....	2015
Duncan, Leslie, DB, Jackson St.....	1971-73
Dunn, Coye, B, USC.....	1943
Dunn, K.D., TE, Clemson.....	1987
Dupard, Reggie, RB, SMU.....	1989-90
Dusek, Brad, LB, Texas A&M.....	1974-81
Dwyer, Jack, DB, Loyola (CA).....	1951
Dye, Les, E, Syracuse.....	1944-45
Dyer, Henry, RB, Grambling St.....	1969-70

## E

Ecker, Enrique, T, John Carroll.....	1952
Ecker, Tyler, TE, Michigan.....	2007
Edwards, Brad, S, South Carolina.....	1980-93
Edwards, Turk, T, Washington St.....	1932-40
Edwards, Weldon, T, TCU.....	1948
Eilers, Pat, DB, Notre Dame.....	1992-94
Eilonibili, Moe, T, BYU.....	1980-93
Elsara, Pita, OL, Indiana.....	2003
Ellard, Henry, WR, Fresno St.....	1994-98
Elliott, Matt, C, Michigan.....	1992
Ellis, Ed, T, Buffalo.....	2000

# ALL-TIME ROSTER

Ellstrom, Marv, B, Oklahoma.....	1943
Ellstrom, Swede, FB, Oklahoma.....	1934
Elmore, Doug, DB, Mississippi.....	1962
Elter, Leo, RB, Duquesne.....	1955-57
Entman, Steve, DT, Washington.....	1997
Erhardt, Clyde, C, Georgia.....	1948-49
Erickson, Carl, C, Washington.....	1938-39
Erwins, Ricky, RB, USC.....	1991-94
Espy, Mike, WR, Mississippi.....	2006-07
Etherly, David, CB, Portland St.....	1987
Eubanks, John, CB, Southern Miss.....	2006-07
Evans, Charles, RB, USC.....	1974
Evans, Demetric, DL, Georgia.....	2004-08
Evans, Greg, S, TCU.....	1998
Evans, Leonard, S, Clemson.....	1986-89
Evans, Reggie, RB, Richmond.....	1983
Everett, Deshazor, CB, Texas A&M.....	2015

## F

Fabini, Jason, OL, Cincinnati.....	2007-08
Fanaika, Paul, G, Arizona St.....	2009
Fanucci, Mike, DE, Arizona St.....	1972
Farkas, Andy, FB, Detroit.....	1938-44
Farman, Dick, G, Washington St.....	1939-43
Farmer, Tom, B, Iowa.....	1947-48
Farris, Jimmy, WR, Montana.....	2005, 07
Faulkner, Jeff, DE, Southern.....	1993
Fauria, Christian, TE, Colorado.....	2006
Feagin, Tom, G, Houston.....	1963
Felber, Nip, E, North Dakota.....	1932
Felton, Ralph, LB, Maryland.....	1954-60
Ferris, Neil, DB, Loyola (CA).....	1951-52
Fields, Carlos, LB, Winston-Salem St.....	2015
Filchcock, Frank, QB, Indiana.....	1938-41, 1944-45
Fiore, Dave, DL, Hofstra.....	2003
Fincher, Alfred, LB, Connecticut.....	2008
Florentino, Al, G, Boston College.....	1943-44
Fischer, Mark, C, Purdue.....	1998-01
Fischer, Pat, CB, Nebraska.....	1968-77
Fisher, Bob, T, USC.....	1940
Flemister, Zeron, TE, Iowa.....	2000-03
Fletcher, Derrick, G, Baylor.....	2000
Fletcher, London, LB, John Carroll.....	2007-13
Flick, Tom, QB, Washington.....	1981
Flores, Mike, DT, Louisville.....	1995
Flowers, Richmond, QB, Duke.....	2002
Foltz, Vernon, C, St. Vincent's.....	1944
Forthath, Kai, K, UCLA.....	2012-15
Forte, Ike, RB, Arkansas.....	1978-80
Foster, Mason, LB, Washington.....	2015
Fox, Keyaron, LB, Georgia Tech.....	2011
Fox, Vernon, S, Fresno St.....	2006-07
Foxx, Dion, LB, James Madison.....	1995
Frahm, Dick, B, Nebraska.....	1935
Frain, Todd, TE, Nebraska.....	1986
Francis, Dave, FB, Ohio St.....	1963
Francis, James, LB, Baylor.....	1999
Frankian, Ike, E, St. Mary's.....	1933
Franz, Todd, DB, Tulsa.....	2002-04
Frazier, Frank, G, Miami (Fla.).....	1987
Freeman, Bob, DB, Auburn.....	1962
Frerotte, Gus, QB, Tulsa.....	1994-98
Friedman, Lennie, DL, Duke.....	2003-04
Friesz, John, QB, Idaho.....	1994
Frisch, Dave, TE, Colorado St.....	1997
Fritsch, Ted, C, St. Norbert.....	1976-79
Frost, Derrick, P, Northern Iowa.....	2005-07
Fryar, Irving, WR, Nebraska.....	1999-00
Fryer, Brian, WR, Alberta (Canada).....	1976-78
Fugette, Jean, TE, Amherst.....	1976-79
Fulcher, Bill, G, Georgia Tech.....	1958-58
Fuller, Larry, B, No College.....	1944-45

## G

Gaffney, Jabar, WR, Florida.....	2011
Gaffney, Jim, B, Tennessee.....	1945-46
Gage, Steve, S, Tulsa.....	1987-88
Gaines, William, DT, Florida.....	1995-97
Galbraith, Scott, TE, USC.....	1995-96
Galloway, Joey, WR, Ohio St.....	2010
Gannon, Rich, QB, Delaware.....	1993
Gano, Graham, K, Florida St.....	2009-11
Ganther, Quinton, RB, Utah.....	2009
Garçon, Pierre, WR, Mount Union.....	2012-15
Gardner, Daryl, DT, Baylor.....	2002
Gardner, Rod, WR, Clemson.....	2001-04
Garner, Dwight, RB, California.....	1986
Garrett, Alvin, WR, Angelo St.....	1981-84
Garzoni, Mike, B, USC.....	1947
Gatewood, Curtis, LB, Vanderbilt.....	2009
Geathers, Clifton, DE, South Carolina.....	2014
Geathers, James, DT, Wichita St.....	1990-92
Geisinger, Justin, G, Vanderbilt.....	2008
Gentry, Lee, B, Tulsa.....	1941
George, Jeff, QB, Illinois.....	2000-01
German, Jim, QB, Centre College.....	1939
Gesek, John, C, Cal St. Sacramento.....	1994-95
Gettis, Adam, G, Iowa.....	2013
Giaquinto, Nick, RB, Connecticut.....	1981-83
Gibson, Alec, DT, Illinois.....	1987
Gibson, Joe, B, Tulsa.....	1943
Gilbert, Sean, DT, Pittsburgh.....	1996
Gillespie, Robert, RB, Florida.....	2002
Gilmer, Harry, QB, Alabama.....	1948-54
Givens, Reggie, LB, Penn St.....	2000
Glick, Gary, DB, Colorado A&M.....	1959-61
Gob, Art, E, Pittsburgh.....	1959-60
Godfrey, Randall, LB, Georgia.....	2007
Gogolak, Charlie, K, Princeton.....	1966-68
Goldson, Dashon, S, Washington.....	2015
Golston, Kedric, OT, Georgia.....	2006-15
Gomes, DeJon, S, Nebraska.....	2011-12
Goodburn, Kelly, P, Emporia St.....	1990-93
Goode, Bob, RB, Texas A&M.....	1949-51, 1954-55
Goodnight, Clyde, E, Tulsa.....	1949-50
Goodyear, John, B, Marquette.....	1942
Goosby, Tom, G, Baldwin-Wallace.....	1966
Gouveia, Kurt, LB, BYU.....	1987-94, 99
Graf, Dave, LB, Penn St.....	1981
Graf, Rick, LB, Wisconsin.....	1993
Graham, Don, LB, Penn St.....	1989
Graham, Kent, QB, Ohio St.....	2001
Grant, Alan, CB, Stanford.....	1994
Grant, Bob, LB, Wake Forest.....	1971
Grant, Darryl, DT, Rice.....	1981-90
Grant, Frank, WR, S. Colorado St.....	1973-78
Grant, Orantes, LB, Georgia.....	2002-03
Grant, Ryan, RB, Notre Dame.....	2012
Grant, Ryan, WR, Tulane.....	2014-15
Gray, Bill, G, Oregon St.....	1947-48
Green, Darrell, CB, Texas A&I.....	1983-02
Green, Jacques, WR, Florida.....	2002
Green, Mike, S, Northwestern St.....	2008
Green, Robert, RB, William G & Mary.....	1992
Green, Tony, RB, Florida.....	1978
Green, Trent, QB, Indiana.....	1995-98
Greer, Donovan, CB, Texas A&M.....	2001
Griffin, Cedric, CB, Texas.....	2012
Griffin, Cornelius, DT, Alabama.....	2004-08
Griffin, Keith, RB, Miami (Fla.).....	1984-88
Griffin III, Robert, QB, Baylor.....	2012-15
Grimm, Dan, C, Colorado.....	1969
Grimm, Russ, G, Pittsburgh.....	1981-91
Grossman, Rex, QB, Florida.....	2010-11
Guglielmi, Ralph, QB, Notre Dame.....	1955, 1958-60
Gulledge, David, FS, Jacksonville St.....	1992
Gumbs, Jose, S, Monmouth.....	2013

Gundlach, Herman, G, Harvard.....	1935
-----------------------------------	------

## H

Hackbart, Dale, DB, Wisconsin.....	1961-63
Hageman, Fred, C, Kansas.....	1961-64
Haight, Mike, T, Iowa.....	1992
Haines, Kris, WR, Notre Dame.....	1979
Haji-Sheikh, Ali, K, Michigan.....	1987
Haley, Dick, DB, Pittsburgh.....	1959-60
Haley, Jermaine, DT, Butte College.....	2003-04
Hall, DeAngelo, CB, Virginia Tech.....	2008-15
Hall, Galen, QB, Penn St.....	1962
Hall, John, K, Wisconsin.....	2003-06
Hall, Windlan, DB, Arizona St.....	1977
Ham, Derrick, DE, Miami (Fla.).....	2000
Hamdan, Gibran, QB, Indiana.....	2003
Hamel, Dean, DT, Tulsa.....	1985-88
Hamilton, Justin, S, Virginia Tech.....	2008
Hamilton, Malcolm, LB, Baylor.....	1988-99
Hamilton, Rick, LB, Central Florida.....	1993-94
Hamilton, Steve, DE, East Carolina.....	1985-88
Hamlin, Gene, C, Western Michigan.....	1970
Hamm, Je'Ron, TE, Louisiana-Monroe.....	2015
Hammond, Bobby, RB, Morgan St.....	1979-80
Hanburger, Chris, LB, North Carolina.....	1965-78
Hancock, Mike, TE, Idaho St.....	1973-75
Hankerson, Leonard, WR, Miami (Fla.).....	2011-14
Hanna, Zip, G, South Carolina.....	1945
Hansen, Ron, G, Minnesota.....	1954
Harbour, Dave, C, Illinois.....	1988-89
Hardeman, Buddy, RB, Iowa St.....	1979-80
Hare, Cecil, FB, Gonzaga.....	1941-42, 1945
Hare, Ray, QB, Gonzaga.....	1940-43
Harlan, Jim, T, Howard Payne.....	1978
Harmon, Clarence, RB, Mississippi St.....	1977-82
Harold, George, B, Allen.....	1968
Harraway, Charley, RB, San Jose St.....	1969-73
Harris, Don, S, Rutgers.....	1978-79
Harris, Hank, G, Texas.....	1947-48
Harris, Jeremy, CB, New Mexico St.....	2015
Harris, Jim, DB, Howard Payne.....	1970
Harris, Joe, LB, Georgia Tech.....	1977
Harris, Macho, S, Virginia Tech.....	2010
Harris, Rickie, DB, Arizona.....	1965-70
Harris, Steven, WR, Arkansas.....	2006-07
Harris, Walt, CB, Mississippi St.....	2004-05
Harrison, Kenny, WR, SMU.....	1980
Harrison, Lloyd, CB, North Carolina St.....	2000
Harrison, Nolan, DE, Indiana.....	2000
Harry, Carl, WR, Utah.....	1989, 92
Hart, Jim, QB, Southern Illinois.....	1984
Hartley, Howard, B, Duke.....	1948
Hartman, Bill, B, Georgia.....	1938
Harvey, Ken, LB, California.....	1994-98
Harvin, Allen, RB, Cincinnati.....	1987
Hasselbeck, Tim, QB, Boston College.....	2003
Hatcher, Jason, DE, Grambling St.....	2014-15
Hatcher, Ron, FB, Michigan St.....	1962
Hauss, Len, C, Georgia.....	1964-77
Haws, Kurt, TE, Utah.....	1994
Hayden, Ken, C, Arkansas.....	1943
Hayes, Jeff, P, North Carolina.....	1982-85
Haymond, Alvin, DB, Southern.....	1972
Haynes, Hall, DB, Santa Clara.....	1950, 1953-55
Haynes, Reggie, TE, UNLV.....	1978
Haynesworth, Albert, DT, Tennessee.....	2009-10
Hayward, Adam, LB, Portland St.....	2014-15
Hazelwood, Ted, T, North Carolina.....	1953
Heath, Leon, FB, Oklahoma.....	1951-53
Heck, Andy, T, Notre Dame.....	1999-00
Hecker, Norb, DB, Baldwin-Wallace.....	1955-57
Heenan, Pat, E, Notre Dame.....	1960
Hearty, Bill, T, Villanova.....	1960
Heinz, Bob, DT, Pacific.....	1978
Helu, Jr., Roy, RB, Nebraska.....	2011-14

# ALL-TIME ROSTER

Hendershot, Larry, LB, Arizona St.....	1967
Henderson, Jon, WR, Colorado St.....	1970
Hendren, Bob, T, USC.....	1949-51
Hennessey, Jerry, DE, Santa Clara.....	1952-53
Henson, Robert, LB, TCU.....	2009-10
Hermeling, Terry, T, Nevada.....	1970-80
Hernandez, Joe, WR, Arizona.....	1984
Heyer, Stephen, DL, Maryland.....	2007-10
Hickman, Dallas, DE, California.....	1976-81
Hickman, Donnie, G, USC.....	1978
Hicks, Artis, G/T, Memphis.....	2010
Hicks, Skip, RB, UCLA.....	1998-00
Hightower, Tim, RB, Richmond.....	2011
Hill, Calvin, RB, Yale.....	1978-77
Hill, Irv, B, Trinity.....	1933
Hill, Nate, DE, Auburn.....	1989
Hitchcock, Ray, C, Minnesota.....	1987
Hoage, Terry, S, Georgia.....	1991
Hobbs, Stephen, WR, North Alabama.....	1990-92
Hochertz, Martin, DE, Southern Illinois.....	1993
Hodgson, Pat, TE, Georgia.....	1966
Hodgescher, David, DT, Eastern Kentucky.....	1998
Hoffman, Bob, RB, USC.....	1940-41
Hoffman, John, DE, Hawaii.....	1969-70
Hogeboom, Gary, QB, Central Michigan.....	1990
Hokuf, Steve, B, Nebraska.....	1933-35
Holdman, Warrick, LB, Texas A&M.....	2005-06
Hollar, John, B, Appalachian St.....	1948-49
Hollenbach, Sam, QB, Maryland.....	2007
Holliday, Vonnie, DL, North Carolina.....	2010
Hollinquest, Lamont, LB, USC.....	1993-94
Holloway, Derek, WR, Arkansas.....	1986
Holly, Bob, QB, Princeton.....	1982-83
Holman, Walter, RB, West Virginia St.....	1987
Holman, Willie, DE, South Carolina St.....	1973
Holmer, Walt, B, Northwestern.....	1933
Holmes, Lendy, S, Oklahoma.....	2009
Holsey, Bernard, DL, Duke.....	2003
Hopkins, Dustin, G, Florida St.....	2015
Horner, Sam, B, VMI.....	1960-61
Horstmann, Roy, FB, Purdue.....	1933
Horton, Chris, S, UCLA.....	2008-10
Horton, Ethan, TE, North Carolina.....	1994
Hostetler, Jeff, QB, West Virginia.....	1997
Houghton, Jerry, T, Washington St.....	1950
Houston, Ken, S, Prairie View A&M.....	1973-80
Houston, Walt, G, Purdue.....	1955
Hover, Don, LB, Washington St.....	1978-79
Howard, Desmond, WR, Michigan.....	1992-94
Howell, Dixie, B, Alabama.....	1937
Hudson, Bob, G, Clemson.....	1959
Huff, Ken, G, North Carolina.....	1983-85
Huff, Sam, LB, West Virginia.....	1964-67, 1969
Hughley, George, FB, Central Oklahoma St.....	1965
Hull, Josh, LB, Penn St.....	2013
Hull, Mike, RB, USC.....	1971-74
Humphries, Stan, QB, NE Louisiana.....	1989-91
Huntington, Greg, C, Penn St.....	1993
Hunter, Bill, DB, Syracuse.....	1985
Hurley, George, G, Washington St.....	1932-33
Hurt, Maurice, G, Florida.....	2011-12
Husak, Todd, QB, Stanford.....	2000
Husted, Michael, K, Virginia.....	2000
Hutson, Tony, G, NE Oklahoma.....	2000
Hyatt, Fred, WR, Auburn.....	1973

## I

Ihenacho, Duke, S, San Jose St.....	2014-15
Imhof, Martin, DE, San Diego St.....	1974
Intrieri, Marnie, G, Loyola, Md.....	1933-34
Irwin, Don, FB, Colgate.....	1936-39
Izo, George, QB, Notre Dame.....	1961-64

## J

Jackson, Bernard, DB, Tennessee.....	2002
--------------------------------------	------

Jackson, Charles, S, Texas Tech.....	1987
Jackson, DeSean, WR, California.....	2014-15
Jackson, Ladairis, DE, Oregon St.....	2002-03
Jackson, Leroy, RB, Western Illinois.....	1982-83
Jackson, Rob, DE/LB, Kansas St.....	2008-13
Jackson, Steve, LB, Texas-Arlington.....	1986-87
Jackson, Trenton, WR, Illinois.....	1967
Jackson, Wilbur, FB, Alabama.....	1980-82
Jacobs, Jack, QB, Oklahoma.....	1946
Jacobs, Taylor, WR, Florida.....	2003-05
Jacoby, Joe, T/G, Louisville.....	1981-93
Jaffurs, John, G, Penn St.....	1946
Jagielski, Harry, T, Indiana.....	1956
James, Dick, RB, Oregon.....	1956-63
James, Erasmus, DE, Wisconsin.....	2008
Janowicz, Vic, B, Ohio St.....	1954-55
Jansen, Jon, T, Michigan.....	1999-08
Jaqua, Jon, S, Lewis & Clark.....	1970-72
Jarmon, Jeremy, LB, Kentucky.....	2009-10
Jarrett, Craig, P, Michigan St.....	2002
Jarrett, Kyshoen, DB, Virginia Tech.....	2015
Jean Francois, Ricky, DE, LSU.....	2015
Jeffcoat, Jackson, LB, Texas.....	2014-15
Jefferson, Roy, WR, Utah.....	1971-76
Jencks, Bob, K/E, Miami (OH).....	1965
Jenkins, Brandon, LB, Florida St.....	2013
Jenkins, Jacque, FB, Vanderbilt.....	1943, 1946
Jenkins, James, TE, Rutgers.....	1991-00
Jenkins, Jarvis, DE, Clemson.....	2012-14
Jenkins, Ken, RB, Bucknell.....	1985-86
Jensen, Marcel, TE, Fresno St.....	2015
Jessie, Tim, RB, Auburn.....	1987
Jimich, Ade, DB, Utah St.....	2003-06
Johnson, A.J, CB, SW Texas St.....	1989-94
Johnson, Andre, T, Penn St.....	1996
Johnson, Billy, WR, Widener.....	1988
Johnson, Brad, QB, Minnesota.....	1999-2000
Johnson, Bryan, FB, Boise St.....	2000-03
Johnson, Dennis, DT, Delaware.....	1974-77
Johnson, Domanique, CB, Jackson St.....	2012
Johnson, Jeron, S, Boise St.....	2015
Johnson, Jimmie, TE, Howard.....	1989-91
Johnson (Howard), Joe, WR, Notre Dame.....	1989-91
Johnson, Larry, C, Haskell Indian.....	1933-35, 1944
Johnson, Larry, RB, Penn St.....	2010
Johnson, Mitch, T, UCLA.....	1966-68, 1972
Johnson, Patrick, WR, Oregon.....	2003
Johnson, Randy, QB, Texas A&I.....	1975
Johnson, Richard, WR, Colorado.....	1987
Johnson, Rob, QB, USC.....	2003
Johnson, Robert, TE, Auburn.....	2005
Johnson, Sidney, CB, California.....	1990-92
Johnson, Tim, DT, Penn St.....	1990-95
Johnson, Tre, T, Temple.....	1994-00,02
Johnston, Jim, B, Washington.....	1939-40
Jones, Aki, DL, Fordham.....	2005
Jones, Anthony, TE, Wichita St.....	1984-88
Jones, Chuck, E, George Washington.....	1955
Jones, David, C, Texas.....	1987
Jones, David, CB, Wingate.....	2012
Jones, Deacon, DE, Mississippi Vocational.....	1974
Jones, Greg, LB, Colorado.....	1997-00
Jones, Harvey, B, Baylor.....	1947
Jones, Jimmie, DE, Wichita St.....	1971-73
Jones, Joe, DE, Tennessee St.....	1979-80
Jones, Kenyatta, OL, South Florida.....	2003-04
Jones, Larry, WR, NE Missouri St.....	1974-77
Jones, Levi, DT, Arizona St.....	2009
Jones, Matt, RB, Florida.....	2015
Jones, Melvin, G, Houston.....	1981
Jones, Robert, LB, East Carolina.....	2001
Jones, Rod, DL, Kansas (IR).....	2002
Jones, Stan, DT, Maryland.....	1966
Jordan, Akeem, LB, James Madison.....	2014
Jordan, Curtis, FS, Texas Tech.....	1981-86

Jordan, Jeff, RB, Washington.....	1971-72
Joseph, Joe, DL, Miami (Fla.).....	2010
Joseph, Ricot, DB, Central Florida.....	2002
Junker, Steve, E, Xavier.....	1961-62
Junkin, Trey, LB, Louisiana Tech.....	1984
Jurgensen, Sonny, QB, Duke.....	1964-74
Justice, Charlie, RB, UNC.....	1950, 1952-54
Justice, Ed, B, Gonzaga.....	1936-42
Zwizwik, Steve, B, Notre Dame.....	1942

## K

Kahn, Ed, G, North Carolina.....	1935-37
Kalu, Ndukwe, DE, Rice.....	1998-00
Kamp, Jim, T, Oklahoma City.....	1933
Kammerer, Carl, DE, Pacific.....	1963-69
Kane, Rick, RB, San Jose St.....	1984
Kantor, Joe, RB, Notre Dame.....	1966
Karamatic, George, B, Gonzaga.....	1938
Karas, Emil, E, Dayton.....	1959
Karcher, Jim, G, Ohio St.....	1936-39
Karras, Lou, T, Purdue.....	1950-52
Karras, Ted, DT, Northwestern.....	1987
Katrishen, Mike, T, Southern Miss.....	1948-49
Kaufman, Mel, LB, Cal Poly.....	1981-88
Kawal, Ed, C, Illinois.....	1937
Kearse, Frank, DE, Alabama A&M.....	2014-15
Keating, Chris, LB, Maine.....	1985
Keenan, Jack, T, South Carolina.....	1944-45
Kehl, Bryan, LB, BYU.....	2012-13
Kehr, Rick, G, Carthage.....	1987
Kelley, Gordon, LB, Georgia.....	1962-63
Kelly, John, T, Florida A&M.....	1966-67
Kelly, Malcolm, WR, Oklahoma.....	2008-10
Kemoatu, Ma'ake, NT, Utah.....	2010
Kendall, Pete, DL, Boston College.....	2007-08
Kenneally, Gus, E, St. Bonaventure.....	1932
Kerr, Jim, DB, Penn St.....	1961-62
Kerrigan, Ryan, LB, Purdue.....	2011-15
Khayat, Bob, K, Mississippi.....	1960, 1962-63
Khayat, Ed, DT, Tulane.....	1957, 1962-63
Kick, Jim, RB, Wyoming.....	1977
Killings, Cedric, DL, Carson-Newman.....	2005
Kilmer, Bill, QB, UCLA.....	1971-78
Kimball, Bruce, G, Massachusetts.....	1983-84
Kimble, Garry, CB, Sam Houston St.....	1987
Kimmel, J.D., T, Houston.....	1955-56
Kimmel, Jon, LB, Colgate.....	1987
Kimrin, Ola, K, Texas El Paso.....	2004
Kincaid, Jim, B, South Carolina.....	1954
Kinney, Kelvin, DE, Virginia St.....	1997-98
Kirk, Randy, LB, San Diego St.....	1990
Kitts, Jim, FB, Ferrum.....	1998
Knight, Curt, K, Coast Guard.....	1969-73
Knighton, Terrance, NT, Temple.....	2015
Koch, Markus, DE, Boise St.....	1986-81
Koniszewski, John, T, G.W.....	1945-46, 1948
Kopay, Dave, RB, Washington.....	1969-70
Kouandjio, Arie, G, Alabama.....	2015
Kovatch, John, E, Notre Dame.....	1942, 46
Kozlowski, Brian, TE, Connecticut.....	2004-07
Krakoski, Joe, B, Illinois.....	1961
Krakoski, Joe, LB, Washington.....	1986
Krause, Max, FB, Gonzaga.....	1937-40
Krause, Paul, DB, Iowa.....	1964-67
Krause, Red, C, St. Louis.....	1938
Kresky, Joe (Mink), G, Wisconsin.....	1932
Krouse, Ray, T, Maryland.....	1960
Kruczek, Mike, QB, Boston College.....	1980
Krueger, Al, RB, USC.....	1941-42
Kubin, Larry, LB, Penn St.....	1982-84
Kuchta, Frank, C, Notre Dame.....	1958-59
Kuehl, Ryan, DT, Virginia.....	1996-97
Kupp, Jake, G, Washington.....	1966
Kuziel, Bob, G, Pittsburgh.....	1975-80

# ALL-TIME ROSTER

## L

Laaveg, Paul, G, Iowa.....	1970-75
Lachey, Jim, T, Ohio St.....	1988-95
Landry, LaRon, S, LSU.....	2007-11
Lane, Skip, S, Mississippi.....	1987
Lang, Kenard, DE, Miami [Fla.].....	1997-01
Lapka, Ted, E, St. Ambrose.....	1943-44, 1946
LaPresta, Benny, B, St. Louis.....	1933
Larson, Bill, TE, Colorado St.....	1977
Larson, Pete, RB, Cornell.....	1967-68
Lasse, Dick, LB, Syracuse.....	1960-61
Lathrop, Kit, DT, Arizona St.....	1987
Laster, Donald, T, Tennessee St.....	1982-83
Laufenberg, Babe, QB, Indiana.....	1983-85
Lauvao, Shawn, G, Arizona St.....	2014-15
Lavender, Joe, CB, San Diego St.....	1978-82
Law, Dennis, WR, East Tennessee St.....	1979
Lawrence, Don, T, Notre Dame.....	1959-61
LeBaron, Eddie, QB, Pacific.....	1952-53, 1955-59
Leeuwenburg, Jay, G, Colorado.....	2000
Lemek, Ray, T, Notre Dame.....	1957-61
Lennan, Reid, G, No College.....	1945
Leon, Tony, G, Alabama.....	1943
LeRibeux, Josh, G, SMU.....	2012-15
Lewis, Dan, RB, Wisconsin.....	1985
Lewis, Lance, WR, East Carolina.....	2013
Lewis, Ron, G, Washington St.....	1995
Leverette, Otis, DE, UAB.....	2001-02
Liebenstein, Todd, DE, UNLV.....	1982-85
Lichtensteiger, Kory, OL, Bowling Green.....	2010-15
Lipscomb, Paul, T, Tennessee.....	1950-54
Livingston, Howie, B, Fullerton JC.....	1948-50
Lloyd, Brandon, WR, Illinois.....	2006-07
Lockett, J.W., B, Central Oklahoma St.....	1964
Lockett, Kevin, WR, Kansas St.....	2001-02
Locklear, Sean, T, North Carolina St.....	2011
Logan, Marc, FB, Kentucky.....	1995-97
Lohmiller, Chip, K, Minnesota.....	1988-94
Lotaiati, Al, G, Weber St.....	1945
Long, Bob, WR, Wichita St.....	1969
Long, Spencer, G, Nebraska.....	2014-15
Lookabaugh, John, E, Maryland.....	1946-47
Looney, Joe Don, RB, Oklahoma.....	1966-67
Lorch, Karl, DT, USC.....	1976-81
Lott, Andre, DB, Tennessee.....	2002-04
Love, John, WR, North Texas St.....	1967
Loverne, David, DL, San Jose St.....	2002
Lowe, Gary, B, Michigan St.....	1956-57
Lowry, Quentian, LB, Youngstown St.....	1981-83
Luce, Lew, B, Penn St.....	1961
Lyle, Keith, S, Virginia.....	2001
Lynch, Dick, B, Notre Dame.....	1958

## M

MacAfee, Ken, E, Alabama.....	1959
Macioszczyk, Art, FB, Western Michigan.....	1948
MacKlin, David, CB, Penn St.....	2007
MacMurdo, Jim, T, Pittsburgh.....	1932-33
Madarik, Elmer, B, Detroit.....	1948
Malinchak, Bill, WR, Indiana.....	1970-74, 1976
Malone, Benny, RB, Arizona St.....	1978-79
Malone, Charley, E, Texas A&M.....	1934-40, 1942
Mandeville, Chris, DB, Cal-Davis.....	1989
Manley, Dexter, DE, Oklahoma St.....	1981-89
Mann, Charles, DE, Nevada-Reno.....	1983-93
Manton, Tilly, FB, TCU.....	1938
Manusky, Greg, LB, Colgate.....	1988-90
Marciniak, Ron, C, Kansas St.....	1955
Marcus, Pete, E, Kentucky.....	1944
Marshall, Lemar, LB, Michigan St.....	2002-06
Marshall, Leonard, DT, LSU.....	1994
Marshall, Rich, T, Western F. Austin.....	1986
Marshall, Wilber, LB, Florida.....	1988-92
Mason, Marcus, RB, Youngstown St.....	2009

Martin, Aaron, DB, North Carolina College.....	1968
Martin, Jamie, QB, Weber St.....	1997
Martin, Jim, K, Notre Dame.....	1964
Martin, Steve, DE, Jackson St.....	1987
Mason, Eddie, LB, North Carolina.....	1999-02
Mason, Tommy, RB, Tulane.....	1971-72
Masterson, Bob, E, Miami [Fla.].....	1938-43
Maston, Le'Shai, FB, Baylor.....	1998
Match, Trevor, C, BYU.....	1994-96
Matthews, Shane, QB, Florida.....	2002
Mattson, Riley, T, Oregon.....	1961-64
Mauti, Rich, WR, Penn St.....	1984
May, Mark, T, Pittsburgh.....	1981-89
Mayhew, Martin, CB, Florida St.....	1989-92
Mays, Alvoid, CB, West Virginia.....	1990-94
Mays, Damon, WR, Missouri.....	1996
Mazurek, Fred, B, Pittsburgh.....	1965-66
McCabe, Dick, B, Pittsburgh.....	1959
McCants, Darnerien, WR, Delaware St.....	2002-04
McCardell, Keenan, WR, UNLV.....	2007
McCauley, Marcus, CB, Fresno St.....	2009
McChesney, Bob, E, UCLA.....	1936-42
McClellin, Central, CB, Ohio St.....	2001
McCoy, Anthony, TE, USC.....	2015
McCoy, Colt, QB, Texas.....	2014-15
McCrary, Greg, TE, Clark.....	1978, 1981
McCune, Robert, LB, Louisville.....	2005-06
McCullough, Sultan, RB, USC.....	2003
McDaniel, John, WR, Lincoln.....	1978-80
McDaniel, Le'Charl, CB, Cal Poly.....	1981-82
McDole, Ron, DE, Nebraska.....	1971-78
McDonald, Ray, RB, Idaho.....	1967-68
McEwen, Craig, TE, Utah.....	1987-88
McGee, Tim, WR, Tennessee.....	1993
McGee, Tony, DE, Bishop [TX].....	1982-84
McGrath, Mark, WR, Montana St.....	1983-85
McGriff, Curtis, DT, Alabama.....	1987
McIntosh, Rocky, LB, Miami [Fla.].....	2008-11
McKee, Paul, E, Syracuse.....	1947-48
McKeever, Marlin, LB, USC.....	1968-70
McKenzie, Raleigh, G, Tennessee.....	1985-94
McKinney, Zion, WR, South Carolina.....	1980
McLinton, Harold, LB, Southern.....	1969-78
McMillan, Mark, CB, Alabama.....	1999
McNabb, Donovan, QB, Syracuse.....	2010
McNeil, Clifton, WR, Grambling St.....	1971-72
McNeil, Nick, LB, Western Carolina.....	2005
McPhail, Hal, FB, Xavier.....	1934-35
McQuaid, Dan, T, UNLV.....	1985-87
McQuilken, Kim, QB, Lehigh.....	1978-80
McRae, Stan, E, Michigan St.....	1946
Meade, Jim, B, Maryland.....	1939-40
Meads, Johnny, DL, Nicholls St.....	1992
Meadows, Ed, DB, Duke.....	1959
Melinger, Steve, E, Kentucky.....	1956-57
Mendenhall, Mat, DE, BYU.....	1981-82
Meriweather, Brandon, S, Miami [Fla.].....	2012-14
Merkle, Ed, G, Oklahoma A&M.....	1944
Merling, Phillip, DE, Clemson.....	2013
Mercein, Chuck, RB, Yale.....	1969
Metcalf, Terry, RB, San Diego St.....	1981
Michaels, Ed, G, Villanova.....	1937
Micka, Mike, FB, Colgate.....	1944
Mickles, Joe, RB, Mississippi.....	1989
Middleton, Ron, TE, Auburn.....	1988, 1990-93
Miller, Matt, LB, Penn St.....	1991
Miller, Allen, LB, Ohio.....	1962-63
Miller, Clark, DE, Utah St.....	1969
Miller, Dan, K, Miami [Fla.].....	1982
Miller, Fred, T, Pacific.....	1955
Miller, Gabe, LB, Oregon St.....	2014
Miller, John, T, Boston College.....	1956, 1958-59
Miller, Tom, B, Hampden-Sydney.....	1945
Millner, Wayne, E, Notre Dame.....	1936-41, 1945
Mills, Lamar, DT, Indiana.....	1994

Milot, Rich, LB, Penn St.....	1979-87
Milstead, Rod, G, Delaware St.....	1998-99
Mims, Chris, DT, Tennessee.....	1987
Mingo, Gene, K, No College.....	1967
Minnifield, Chase, CB, Virginia.....	2014
Mitchell, Bobby, FB, Illinois.....	1962-68
Mitchell, Brian, RB, SW Louisiana.....	1990-99
Mitchell, Kevin, LB, Syracuse.....	2000-03
Mitchell, Marko, WR, Nevada.....	2009
Mitchell, Michael, CB, Howard Payne.....	1987
Mix, Anthony, WR, Auburn.....	2007
Modzelewski, Dick, DT, Maryland.....	1953-54
Mojsiejenko, Ralf, P, Michigan St.....	1989-90
Molinaro, Jim, DL, Notre Dame.....	2004-06
Momson, Tony, C, Michigan.....	1952
Monachino, Jim, B, California.....	1955
Monaco, Ray, G, Holy Cross.....	1944
Monasco, Don, B, Texas.....	1954
Monk, Art, WR, Syracuse.....	1980-93
Mont, Tommy, QB, Maryland.....	1947-49
Montgomery, Anthony, DT, Minnesota.....	2006-09
Montgomery, Will, OL, Virginia Tech.....	2008-13
Moore, Chuck, G, Arkansas.....	1982
Moore, Darryl, G, UTEP.....	1992-93
Moore, Jeff, RB, Jackson St.....	1984
Moore, Larry, C, BYU.....	2002-03
Moore, Kareem, S, Nicholls St.....	2008-10
Moore, Michael, G, Troy St.....	2000
Moore, Wilbur, B, Minnesota.....	1939-46
Moran, Jim, G, Holy Cross.....	1935-36
Morgan, Bob, DT, Maryland.....	1954
Morgan, Boyd, S, USC.....	1939-40
Morgan, Joshua, WR, Virginia Tech.....	2012-13
Morgan, Mike, LB, LSU.....	1968
Morley, Sam, E, Stanford.....	1954
Morris, Alfred, RB, Florida Atlantic.....	2012-15
Morris, Jamie, RB, Michigan.....	1988-89
Morrison, Darryl, S, Arizona.....	1993-96
Morrison, Tim, CB, North Carolina.....	1986-87
Mortensen, Fred, QB, Arizona St.....	1979
Morton, Chad, RB, USC.....	2003-04
Morton, Christian, DB, Illinois.....	2005
Morton, Michael, RB, UNLV.....	1985
Moseley, Mark, K, Stephen F. Austin.....	1974-86
Moses, Morgan, T, Virginia.....	2014-15
Moss, Eddie, RB, SE Missouri St.....	1977
Moss, Joe, T, Maryland.....	1952
Moss, Santana, WR, Miami [Fla.].....	2005-14
Muhammad, Calvin, WR, TX Southern.....	1984-85
Mul-Key, Herb, RB, No College.....	1972-74
Murphy, Jerome, CB, South Florida.....	2012-13
Murphy, Mark, S, Colgate.....	1977-84
Murphy, Trent, LB, Stanford.....	2014-15
Murray, Eddie, K, Tulane.....	1995, 2000
Murrell, Adrian, RB, West Virginia.....	2000
Musgrove, Spain, DT, Utah St.....	1967-69
Musick, Jim, FB, USC.....	1932-33, 1935-36
Myers, Rob, TE, Utah St.....	2011
Myslinski, Tom, G, Tennessee.....	1982

## N

Natowich, Andy, B, Holy Cross.....	1944
Ndukwe, Ikechuku, DL, Northwestern.....	2005
Nelms, Mike, KR, Baylor.....	1980-84
Nelson, Ralph, RB, No College.....	1975
Niemi, Laurie, T, Washington St.....	1949-53
Nichols, Gerald, DT, Florida State.....	1993
Neild, Chris, NT, West Virginia.....	2011-13
Nelson, Kyle, LS, New Mexico St.....	2013
Ninowski, Jim, QB, Michigan St.....	1967-68
Nisby, John, G, Pacific.....	1962-64
Nix, Doyle, B, SMU.....	1958-59
Nobile, Leo, G, Penn St.....	1947
Noble, Brandon, DL, Penn St. [IR '05].....	2003-05
Noble, James, WR, Stephen F. Austin.....	1986

# ALL-TIME ROSTER

Nock, George, RB, Morgan St.....	1972
Noga, Al, DE, Hawaii.....	1993
Norman, Jim, T, No College.....	1955
Norris, Hal, B, California.....	1955-56
North, Jim T, Central Washington.....	1944
Norton, Jim, T, Washington.....	1969
Nott, Doug, B, Detroit.....	1935
Nottage, Dexter, DE, Florida A&M.....	1994-96
Novak, Nick, K, Maryland.....	2005-06
Nsekhe, Ty, T, Texas St.....	2015
Nugent, Dan, G, Auburn.....	1976-78, 1980
Nussbaumer, Bob, E, Michigan.....	1947-48

## D

O'Brien, Fran, T, Michigan St.....	1960-66
O'Brien, Gail, T, Nebraska.....	1934-36
O'Dell, Stu, LB, Indiana.....	1974-77
Ohaleta, Ifeanyi, S, USC.....	2001-03
Ogrin, Pat, DT, Wyoming.....	1981-82
Okoro, Kenny, CB, Wake Forest.....	2014
Oliphant, Mike, RB, Puget Sound.....	1988
Oliver, Muhammad, CB, Oregon.....	1995
Olkewicz, Neal, LB, Maryland.....	1979-89
Olsson, Les, G, Mercer.....	1934-38
Olaszewski, John, B, California.....	1958-60
Orakpo, Brian, DE/LB, Texas.....	2009-14
Orr, Terry, TE, Texas.....	1986-93
Osborne, Tom, WR, Hastings (NE).....	1960-61
Ostrowski, Chet, E, Notre Dame.....	1954-59
Owen, Tom, QB, Wichita St.....	1982
Owens, Brig, DB, Cincinnati.....	1966-77
Owens, Don, T, Southern Miss.....	1957
Owens, Rich, DE, Lehigh.....	1995-97

## P

Paea, Stephen, DE, Oregon St.....	2015
Paine, Jeff, LB, San Jose St.....	1986
Pakulak, Glenn, P, Kentucky.....	2009
Paluck, John, DE, Pittsburgh.....	1956, 1959-65
Palmer, Sterling, DE, Florida St.....	1993-96
Papit, John, B, Virginia.....	1951-53
Pardee, Jack, LB, Texas A&M.....	1971-72
Parks, Mickey, C, Oklahoma.....	1938-40
Parrish, Lemar, CB, Lincoln.....	1978-81
Pasqua, Joe, T, SMU.....	1943
Paternoster, Angelo, G, Georgetown.....	1943
Patten, David, WR, Western Carolina.....	2005-06
Patterson, Dimitri, DB, Tuskegee.....	2005
Patton, Joe, T, Alabama A&M.....	1994-98
Patton, Marvcius, LB, UCLA.....	1995-98
Paul, Niles, WR/TE, Nebraska.....	2011-15
Paul, Tito, CB, Ohio St.....	1999
Paulescu, Sam, P, Oregon St.....	2010
Paulsen, Logan, TE, UCLA.....	2010-15
Peebles, Jim, E, Vanderbilt.....	1946-49, 1951
Peete, Rodney, QB, USC.....	1999
Peiffer, Dan, C, Southeast Missouri St.....	1980
Pellegrini, Bob, LB, Maryland.....	1962-65
Pepper, Gene, G, Missouri.....	1950-53
Pergine, John, LB, Notre Dame.....	1973-75
Perrin, Lonnie, RB, Illinois.....	1979
Peters, Floyd, T, San Francisco St.....	1970
Peters, Tony, S, Oklahoma.....	1979-82, 1984-85
Peters, Volney, T, USC.....	1954-57
Peterson, Nelson, RB, West Va. Wesleyan.....	1937
Petty, Phil, G, Missouri.....	1987
Pettibon, Richie, S, Tulane.....	1971-72
Phillips, Dashaun, CB, Tarleton St.....	2015
Phillips, Joe, WR, Kentucky.....	1985, 87
Piasecky, Al, E, Duke.....	1943-45
Pierce, Antonio, LB, Arizona.....	2001-04
Pierce, Dan, RB, Memphis St.....	1970
Pinckert, Ernie, FB, USC.....	1932-40
Plackemeier, Ryan, P, Wake Forest.....	2008
Planutis, Jerry, B, Michigan St.....	1956

Plummer, Terrance, LB, Central Florida.....	2015
Poddeley, Jim, RB, Central Michigan.....	1957-60
Poillon, Dick, B, Canisius.....	1942, 1946-49
Polsfoot, Fran, E, Washington St.....	1953
Polumbus, Tyler, T, Colorado.....	2011-14
Ponds, Antwaune, LB, Syracuse.....	1998
Porter, Tracy, CB, Indiana.....	2014
Portis, Clinton, RB, Miami (Fla.).....	2004-10
Posey, Jeff, LB, Southern Miss.....	2006
Potter, John, K, Western Michigan.....	2013
Pottios, Myron, LB, Notre Dame.....	1971-73
Pounds, Darryl, CB, Nicholls St.....	1995-99
Pourdash, Shar, T, Nevada.....	1996-98
Powell, Carl, DL, Louisville.....	2002
Presley, Lee, C, Oklahoma.....	1945
Prestel, Jim, T, Idaho.....	1966-67
Pringleau, Pierson, S, Virginia Tech.....	2005-07
Promuto, Vince, G, Holy Cross.....	1960-70
Pucillo, Mike, DL, Auburn.....	2006-07
Pugh, Jordan, S, Texas A&M.....	2012-13

## Q

Quinlan, Bill, DE, Michigan St.....	1965
Quinn, Richard, TE, North Carolina.....	2011
Quirk, Ed, B, Missouri.....	1948-51

## R

Raab, Marc, C, USC.....	1993
Raba, Bob, TE, Maryland.....	1981
Rabach, Casey, OL, Wisconsin.....	2005-10
Rae, Mike, QB, USC.....	1981
Rambo, Bacari, S, Georgia.....	2013-14
Ramsey, Knox, G, William & Mary.....	1952-53
Ramsey, Patrick, QB, Tulane.....	2002-05
Randle, El, Antwaan, WR, Indiana.....	2006-09
Rasby, Walter, TE, Wake Forest.....	2001-02
Rashad, Sha'reff, S, Central Florida.....	2010
Raymer, Cory, C, Wisconsin.....	1995-01, 2004-05
Reaves, Willard, RB, Northern Arizona.....	1989
Rector, Ron, B, Northwestern.....	1966
Redd, Jr., Silas, USC.....	2014-15
Reed, Alvin, TE, Prairie View A&M.....	1973-75
Reed, Andre, WR, Kutztown (PA).....	2000
Reed, Bob, G, Tennessee St.....	1965
Reed, Jordan, TE, Florida.....	2013-15
Reger, John, LB, Pittsburgh.....	1984-66
Renfro, Will, T, Memphis St.....	1957-59
Reynolds, Mack, QB, LSU.....	1960
Ribar, Frank, G, Duke.....	1943
Ricca, Jim, C, Georgetown.....	1951-54
Richard, Stanley, S, Texas.....	1995-98
Richardson, Grady, TE, Cal St. Fullerton.....	1979-80
Richardson, Huey, LB, Florida.....	1992
Richter, Pat, WR, Wisconsin.....	1963-70
Rinehart, Chad, OL, Northern Iowa.....	2008-09
Riggins, John, RB, Kansas.....	1976-79, 1981-85
Riggs, Gerald, RB, Arizona St.....	1989-91
Riggs, Jim, TE, Clemson.....	1993
Riley, Jack, T, Northwestern.....	1933
Riley, Jr., Perry, LB, LSU.....	2010-15
Roberts, Andre, WR, The Citadel.....	2014-15
Roberts, Jack, B, Georgia.....	1932
Roberts, Walter, WR, San Jose St.....	1969-70
Robinson, Aldrick, WR, SMU.....	2012-14
Robinson, Dave, LB, Penn St.....	1973-74
Robinson, Keenan, LB, Texas.....	2012-15
Robinson, Lybrant, DE, Delaware St.....	1989
Robinson, Tony, QB, Tennessee.....	1987
Robinson, Trenton, S, Michigan St.....	2013-15
Robinson, William, T, San Diego St.....	2009
Roby, Reggie, P, Iowa.....	1993-94
Rocca, Sav, P, Australia.....	2011-13
Rock, Walter, T, Maryland.....	1968-73
Rocker, Tracy, DT, Auburn.....	1989-90
Roehnet, Bill, LB, Bradley.....	1960

Rogers, Carlos, CB, Auburn.....	2005-10
Rogers, George, RB, South Carolina.....	1985-87
Rogers, Justin, CB, Richmond.....	2014-15
Rosato, Sal, B, Villanova.....	1945-47
Rose, Carlton, LB, Michigan.....	1987
Rosenfels, Sage, QB, Iowa St.....	2001
Ross, Rashad, WR, Arizona St.....	2015
Rosso, George, B, Ohio St.....	1954
Roussel, Tom, LB, Southern Miss.....	1968-70
Roussos, Mike, T, Pittsburgh.....	1948-49
Rowe, Ray, TE, San Diego St.....	1992-93
Royal, Robert, TE, LSU.....	2003-05
Royster, Evan, RB, Penn St.....	2011-13
Rubbert, Ed, QB, Louisville.....	1987
Rucker, Keith, DT, Ohio Wesleyan.....	1997
Runnels, Tom, RB, North Texas St.....	1956-57
Rush, Tyrone, RB, North Alabama.....	1994
Russell, Anderson, S, Ohio St.....	2010
Russell, Bo, T, Auburn.....	1939-40
Russell, Cliff, WR, Utah.....	2002-03
Russell, Darrell, DT, USC.....	2003
Russell, Twan, LB, Miami (Fla.).....	1997-99
Rutgens, Joe, DT, Illinois.....	1961-69
Ruthstrom, Ralph, B, SMU.....	1947
Rutledge, Jeff, QB, Alabama.....	1990-92
Ryan, Frank, QB, Rice.....	1969-70
Ryzcek, Dan, C, Virginia.....	1973-75
Rykowski, Jules, B, Illinois.....	1952-53
Rymkus, Lou, T, Notre Dame.....	1943
Rypien, Mark, QB, Washington St.....	1987-93
Rzempoluch, Ted, DB, Virginia.....	1963

## S

Saenz, Eddie, RB, USC.....	1946-51
Sagnella, Anthony, DT, Rutgers.....	1987
Salave'a, Joe, DL, Arizona.....	2004-06
Salem, Ed, B, Alabama.....	1951
Salter, Bryant, S, Pittsburgh.....	1974-75
Sample, Johnny, DB, Maryland St.....	1963-65
Samuels, Chris, T, Alabama.....	2000-09
Sanchez, John, S, San Francisco.....	1947-49
Sanders, Chris, TE, Texas A&M.....	1997
Sanders, Deion, CB, Florida St.....	2000
Sanders, Lonnie, DB, Michigan St.....	1963-67
Sanders, Ricky, WR, SW Texas St.....	1986-93
Sandifer, Dan, DB, LSU.....	1948-49
Sanford, Haywood, E, Alabama.....	1940
Sanford, Jamarca, S, Ole Miss.....	2014
Sarboe, Phil, DB, Washington St.....	1934
Sardisco, Tony, G, Tulane.....	1956
Sasa, Don, DT, Washington St.....	1997
Saul, Ron, D, Michigan St.....	1976-81
Savage, Sebastian, CB, North Carolina St.....	1995
Sawyer, John, TE, Southern Miss.....	1983
Scafield, John, T, Tulane.....	1933
Scanlan, Jerry, T, Hawaii.....	1980-81
Scarbach, Jack, QB, Maryland.....	1953-54
Scherff, Brandon, G, Iowa.....	2015
Schick, Doyle, LB, Kansas.....	1981
Schilling, Ralph, E, Oklahoma City.....	1946
Schlereth, Mark, G, Idaho.....	1989-94
Schmidt, Kermit E, Cal Poly-Pomona.....	1932
Schoenke, Ray, G, SMU.....	1966-75
Schrader, Jim, C, Notre Dame.....	1954, 1956-61
Schroeder, Jay, DB, UCLA.....	1984-87
Scissum, Willard, G, Alabama.....	1987
Scott, Darrin, DL, Ohio St.....	2010-11
Scott, Greg, DE, Hampton.....	2002
Scott, Jake, S, Georgia.....	1976-78
Scotti, Ben, DB, Maryland.....	1959-61
Scudero, Joe, B, San Francisco.....	1954-58
Scully, Mike, C, Illinois.....	1988
Seals, George, G, Missouri.....	1964
Seay, Virgil, WR, Troy St.....	1981-84
Sebek, Nick, B, Indiana.....	1950

# ALL-TIME ROSTER

Sedoris, Chris, C, Purdue.....	1996
Seedborg, John, E, Arizona St.....	1965
Sellers, Mike, FB, Walla Walla.....	1998-00, 2004-11
Seno, Frank, B, George Wash.....	1943-44, 1949
Serwanga, Kato, CB, California.....	2001
Settles, Tony, LB, Elon.....	1987
Severson, Jeff, DB, Long Beach St.....	1972
Seymour, Bob, B, Oklahoma.....	1940-45
Shade, Sam, S, Alabama.....	1999-02
Sharp, Everett, T, California Tech.....	1944-45
Shedd, Kenny, WR, Northern Iowa.....	2000
Shepard, Derrick, WR, Oklahoma.....	1987-88
Shepherd, Bill, FB, Western Maryland.....	1935
Shepherd, Leslie, WR, Temple.....	1994-98
Shiner, Dick, QB, Maryland.....	1964-66
Shoener, Herb, E, Iowa.....	1948-49
Shorter, Jim, DB, Detroit.....	1964-67
Shugart, Clyde, G, Iowa St.....	1939-44
Shula, Don, DB, John Carroll.....	1957
Shuler, Heath, QB, Tennessee.....	1994-96
Siano, Tony, C, Fordham.....	1932
Siegert, Herb, G, Illinois.....	1949-51
Siemering, Larry, C, San Francisco.....	1935-36
Simmons, Ed, T, Eastern Washington.....	1987-87
Simmons, Roy, G, Georgia Tech.....	1983
Simon, John, RB, Louisiana Tech.....	2003
Simpson, Chad, RB, Morgan St.....	2010
Sims, Keith, G, Iowa St.....	1997-00
Sinclair, Matt, LB, Illinois.....	2007
Sisko, Steve, T, Duquesne.....	1934-36
Sistrunk, Manny, DT, Arkansas AM&N.....	1970-75
Skaggs, Justin, WR, Evangel.....	2002
Slivinski, Steve, G, Washington.....	1939-43
Smith, Alex, TE, Stanford.....	2015
Smith, Ben, E, Alabama.....	1937
Smith, Bruce, DE, Virginia Tech.....	2000-03
Smith, Cedric, FB, Florida.....	1994-95
Smith, Clifton, LB, Syracuse.....	2003
Smith, Derek M., LB, Arizona St.....	1987-00
Smith, Dick, DB, Northwestern.....	1967-68
Smith, Ed, FB, NYU.....	1936
Smith, George, C, California.....	1937, 1941-43
Smith, Hunter, P, Notre Dame.....	2009-10
Smith, Hugh, E, Kansas.....	1962
Smith, Jack, E, Stanford.....	1943
Smith, Jerry, TE, Arizona St.....	1965-77
Smith, Jim, DB, Oregon.....	1968
Smith, Jimmy, RB, Elon.....	1984
Smith, John, WR, North Texas St.....	1978
Smith, Larry, RB, Florida.....	1974
Smith, Paul, DE, New Mexico.....	1979-80
Smith, Ricky, CB, Alabama St.....	1984
Smith, Riley, QB, Alabama.....	1936-38
Smith, Preston, LB, Mississippi St.....	2015
Smith, Timmy, RB, Texas Tech.....	1987-88
Smith, Vernice, G, Florida A&M.....	1993-95
Smith, Willie, T, East Carolina.....	2011
Smoot, Fred, CB, Miss. St.....	2001-04, 2007-08
Snead, Norm, QB, Wake Forest.....	1961-63
Sneddon, Bob, B, St. Mary's (CA).....	1944
Snidow, Ron, DE, Oregon.....	1963-67
Snipes, Angela, LB, West Georgia.....	1986
Snow, Justin, LS, Baylor.....	2012
Snowden, Jim, T, Notre Dame.....	1965-71
Soboleski, Joe, G, Michigan.....	1949
Sommer, Mike, B, Geo. Wash.....	1958-59, 1961
Sommers, Jack, C, UCLA.....	1947
Spaight, Martrell, LB, Arkansas.....	2015
Spaniel, Frank, B, Notre Dame.....	1950
Sparks, Dave, G, South Carolina.....	1954
Spirida, John, E, St. Anselm's.....	1939
Spring, Shawn, CB, Ohio St.....	2004-08
Stacco, Ed, T, Colgate.....	1948
Stai, Brenden, G, Nebraska.....	2002
Stallings, Don, E, North Carolina.....	1960

Stallworth, Donté, WR, Tennessee.....	2011
Stanfel, Dick, G, San Francisco.....	1956-58
Stanley, Walter, WR, Mesa (CO).....	1990
Starke, George, T, Columbia.....	1973-84
Stasica, Leo, B, Colorado.....	1943
Staton, Jim, T, Wake Forest.....	1951
Stebber, John, G, Georgia Tech.....	1946-50
Steffen, Jim, DB, UCLA.....	1961-65
Stenn, Paul, T, Villanova.....	1946
Stensrud, Mike, DT, Iowa St.....	1989
Stephens, Lenoard, TE, Howard.....	2002
Stephens, Louis, G, San Francisco.....	1955-60
Stephens, Rod, LB, Georgia Tech.....	1995-96
Steponovich, Mike, G, St. Mary's.....	1933
Stevens, Matt, S, Appalachian St.....	1988-00
Stief, Dave, WR, Portland St.....	1983
Stits, Bill, DB, UCLA.....	1959
Stock, Mark, WR, VMI.....	1993
Stokes, Fred, DE, Georgia Southern.....	1989-92
Stokes, Tim, T, Oregon.....	1975-77
Stone, Ken, S, Vanderbilt.....	1973-75
Stout, Pete, B, TCU.....	1949-50
Stoutmire, Omar, S, Fresno St.....	2005, 2007
Stovall, Dick, C, Abilene Christian.....	1949
Stowe, Tyronne, LB, Rutgers.....	1994
Stralka, Clem, G, Georgetown.....	1938-42, 1945-46
Strickland, Fred, LB, Purdue.....	1999
Stuart, Jim, T, Oregon.....	1938
Stubblefield, Dana, DT, Kansas.....	1998-00
Sturt, Fred, G, Bowling Green.....	1974
Stynchula, Andy, DT, Penn St.....	1960-63
Suisham, Shaun, K, Bowling Green.....	2006-09
Sulfsted, Alex, G, Miami (OH).....	2002
Suminski, Dave, G, Wisconsin.....	1953
Sundberg, Nick, LS, California.....	2010-15
Sutton, Ed, B, North Carolina.....	1957-59
Sutton, Eric, CB, San Diego St.....	1996
Sweeney, Walt, G, Syracuse.....	1974-75
Sykes, Bob, B, San Jose St.....	1952
Symonette, Josh, S, Tennessee Tech.....	2000
Szafaryn, Len, T, North Carolina.....	1949
Szott, Dave, OL, Penn St.....	2001

## T

Talbert, Diron, DT, Texas.....	1971-80
Tamm, Ralph, T, West Chester.....	1991
Tanner, Barron, DT, Oklahoma.....	1999
Tapp, Darryl, LB, Virginia Tech.....	2013
Taylor, Charley, WR, Arizona St.....	1964-77
Taylor, Hugh (Bones), E, Oklahoma City.....	1947-54
Taylor, Jason, LB, DE, Akron.....	2008
Taylor, Keith, S, Illinois.....	1994-96
Taylor, Mike, T, USC.....	1971
Taylor, Roosevelt, DB, Grambling St.....	1972
Taylor, Sean, S, Miami (Fla.).....	2004-07
Temple, Mark, B, Oregon.....	1936
Tereshinski, Joe, E, Georgia.....	1947-54
Terrell, Daryl, OL, Southern Miss.....	2003
Terrell, David, CB, Texas - El Paso.....	2000-03
Theismann, Joe, QB, Notre Dame.....	1974-85
Theofiledes, Harry, QB, Waynesburg.....	1968
Thibodeaux, Keith, CB, NW Louisiana.....	1997
Thielemann, R.C., G, Arkansas.....	1985-88
Thomas, Chris, WR, Cal Poly.....	1997-99
Thomas, Devin, WR, Michigan St.....	2008-10
Thomas, Duane, RB, West Texas St.....	1973-74
Thomas, George, B, Oklahoma.....	1950-51
Thomas, Johnny, CB, Baylor.....	1988-90, 92-94
Thomas, Mike, RB, UNLV.....	1975-78
Thomas, Phillip, S, Fresno St.....	2014
Thomas, Pierre, RB, Illinois.....	2015
Thomas, Ralph, E, San Francisco.....	1955-56
Thomas, Randy, OL, Mississippi St.....	2003-09
Thomas, Spencer, S, Washburn.....	1975
Thompson, Brandyn, CB, Boise St.....	2011

Thompson, Chris, RB, Florida St.....	2013-15
Thompson, Derrius, WR, Baylor.....	1999-02
Thompson, Ricky, WR, Baylor.....	1978-81
Thompson, Steve, DT, Minnesota.....	1987
Thrash, James, WR, Mo. Southern.....	1997-00, 2004-08
Thure, Brian, T, California.....	1995
Thurlow, Steve, RB, Stanford.....	1966-68
Tice, Mike, TE, Maryland.....	1989
Tillman, Rusty, LB, Northern Arizona.....	1970-77
Tilton, Ron, G, Tulane.....	1986
Titchenal, Bob, C, San Jose St.....	1940-42
Todd, Dick, RB, Texas A&M.....	1939-42, 1945-48
Toibin, Brendan, K, Richmond.....	1987
Toneff, Bob, DT, Notre Dame.....	1959-64
Torain, Ryan, RB, Arizona St.....	2010-11
Torgeson, LaVern, LB, Washington St.....	1955-57
Torrence, Leigh, CB, Stanford.....	2006-07
Tosi, Flavio, E, Boston College.....	1934-36
Towns, Morris, T, Missouri.....	1984
Tracy, Tom, B, Tennessee.....	1963-64
Trott, Jeremiah, LB, Stephen F. Austin.....	2002-03
Truitt, Dave, TE, North Carolina.....	1987
Truitt, Olanda, WR, Mississippi St.....	1994-95
Tucker, Ross, OL, Princeton.....	2001, 2007
Tryon, Justin, CB, Arizona St.....	2008
Tuckey, Dick, FB, Manhattan.....	1938
Tupa, Tom, P, Ohio St. (IF 2005).....	2004-05
Turk, Dan, C, Wisconsin.....	1997-99
Turk, Matt, P, Wisconsin-Whitewater.....	1995-99
Turley, Doug, E, Scranton.....	1944-48
Turner, J.T., G, Purdue.....	1984
Turner, Jay, B, George Washington.....	1938-39
Turner, Kevin, LB, Pacific.....	1981
Turner, Scott, CB, Illinois.....	1985-97
Tuthill, James, K, Cal. Poly.....	2002
Tyrer, Jim, T, Ohio St.....	1974

## U

Ucovich, Mitchell, T, San Jose St.....	1944
Uhlenhake, Jeff, C, Ohio St.....	1996-97
Ulinski, Harry, C, Kentucky.....	1950-51, 1953-56
Ungerer, Joe, T, Fordham.....	1944-45
Upshaw, Regan, DE, California.....	2003

## V

Vactor, Ted, DB, Nebraska.....	1969-73
Vanderbeek, Matt, LB, Michigan St.....	1995-96
Varty, Mike, LB, Northwestern.....	1974
Vaughn, Clarence, S, Northern Illinois.....	1987-91
Venuto, Sam, B, Guilford.....	1952
Verdin, Clarence, WR, SW Louisiana.....	1986-87
Vereb, Ed, RB, Maryland.....	1960
Vickers, Kroy, T, Miami (Fla.).....	1999, 2002
Vincent, Trip, DB, Wisconsin.....	2006
Vital, Lionel, RB, Nicholls St.....	1987
Voytek, Ed, G, Durke.....	1957-58

## W

Waddy, Ray, CB, Texas A&I.....	1979-80
Wade, Bob, DB, Morgan St.....	1969
Wade, Todd, OL, Mississippi.....	2006-07
Ward, David (Nubbin), E, Haskell Indian.....	1933
Ware, Kevin, TE, Washington.....	2003
Waechter, Henry, DT, Nebraska.....	1987
Wahler, Jim, DT, UCLA.....	1992-93
Walker, Brian, S, Washington St.....	1986-97
Walker, Marquis, CB, SE Missouri St.....	1996
Walker, Rick, TE, UCLA.....	1980-85
Walters, Tom, DB, Southern Miss.....	1964-67
Walton, Alvin, S, Kansas.....	1986-91
Walton, Frank, G, Pittsburgh.....	1934, 44-45
Walton, Joe, E, Pittsburgh.....	1957-60
Ward, Bill, G, Washington St.....	1948-47
Warner, Ron, DE, Kansas.....	2003-04



# ALL-TIME ROSTER

Warren, Don, TE, San Diego St. ....1979-92  
 Washington, Anthony, CB, Fresno St. ....1983-84  
 Washington, Fred, T, North Texas St. ....1968  
 Washington, James, S, UCLA .....1995  
 Washington, Joe, RB, Oklahoma .....1981-84  
 Washington, Marcus, LB, Auburn .....2004-08  
 Washington, Mickey, CB, Texas A&M .....1992  
 Waters, Dale (Muddy), T, Florida .....1932-33  
 Watson, Jim, C, Pacific .....1945  
 Watson, Kenny, RB, Penn St. ....2002  
 Watson, Sid, B, Northwestern .....1958  
 Watts, George, T, Appalachian St. ....1942  
 Way, Tress, P, Oklahoma .....2014-15  
 Weatherall, Jim, T, Oklahoma .....1958  
 Weaver, Charlie, LB, USC .....1981  
 Weil, Jack, P, Wyoming .....1987  
 Weisenbaugh, Heinie, B, Pittsburgh .....1935-36  
 Welch, Herb, DB, UCLA .....1989  
 Weldon, Casey, QB, Florida St. ....1999  
 Weldon, Larry, QB, Presbyterian .....1944-45  
 Weller, Rabbit (Bub), B, Haskell Indian .....1933  
 Wells, Billy, B, Michigan St. ....1954, 1956-57  
 Westbrook, Byron, CB, Salisbury .....2009-11  
 Westbrook, Michael, WR, Colorado .....1995-2001  
 Westfall, Ed, B, Ohio Wesleyan .....1932-33  
 Whisenhunt, Ken, TE, Georgia Tech .....1990  
 White, Jeris, CB, Hawaii .....1980-82  
 White, Markus, LB, Florida St. ....2011-12  
 Whited, Marvin, G, Oklahoma .....1942, 45  
 Whitfield, A.D., RB, North Texas St. ....1966-68  
 Whitley, Taylor, DL, Texas A&M .....2006  
 Whitlow, Bob, C, Arizona .....1960-61  
 Wiggins, Paul, T, Oregon .....1998  
 Wilbur, John, G, Stanford .....1971-74  
 Wilburn, Barry, CB, Mississippi .....1985-89  
 Wilde, George, B, Texas A&M .....1947  
 Wilder, James, RB, Missouri .....1990  
 Wilkerson, Basil, E, Oklahoma City .....1932  
 Wilkin, Willie, T, St. Mary's (CA) .....1938-43  
 Wilkins, Roy, LB, Georgia .....1960-61  
 Wilkinson, Dan, DT, Ohio St. ....1998-2002  
 Williams, Cary, CB, Washburn .....2015  
 Williams, Clarence, RB, South Carolina .....1982  
 Williams, Doug, QB, Grambling .....1986-89  
 Williams, Eddie, FB, Idaho .....2009  
 Williams, Edwin, C/G, Maryland .....2009  
 Williams, Eric, DT, Washington St. ....1990-93  
 Williams, Fred, T, Arkansas .....1964-65  
 Williams, Gerard, DB, Langston .....1976-78  
 Williams, Greg, FS, Mississippi St. ....1982-85  
 Williams, Jamel, S, Nebraska .....1997-99  
 Williams, Jeff, T, Rhode Island .....1978-80  
 Williams, John, B, USC .....1952-53  
 Williams, Keiland, RB, LSU .....2010, 12  
 Williams, Kevin, CB, Iowa St. ....1985, 1988  
 Williams, Madieu, S, Maryland .....2012  
 Williams, Marvin, TE, Fullerton St. ....1987  
 Williams, Michael, TE, Alabama A&M .....1982-84  
 Williams, Mike, G, Texas .....2009  
 Williams, Nick, WR, Connecticut .....2013  
 Williams, Robert, CB, Baylor .....1993  
 Williams, Roydell, WR, Tulane .....2010  
 Williams, Sid, LB, Southern .....1967  
 Williams, Trent, T, Oklahoma .....2010-15  
 Williams, Trevardo, LB, Connecticut .....2014  
 Williamson, Ernie, T, North Carolina .....1947  
 Willis, Keith, DT, Northeastern .....1993  
 Willis, Larry, S, Texas-El Paso .....1973  
 Wilson, Bobby, DT, Michigan St. ....1991-94  
 Wilson, Chris, DE, Northwood .....2007-10, 12  
 Wilson, Eric, LB, Maryland .....1987  
 Wilson, Josh, CB, Maryland .....2011-13  
 Wilson, Mark, OL, California .....2004  
 Wilson, Ted, WR, Central Florida .....1987  
 Wilson, Wayne, RB, Shepard .....1987

Winans, Tydus, WR, Fresno St. ....1994-95  
 Winey, Brandon, OT, LSU .....2003  
 Windham, David, LB, Jackson St. ....1987  
 Wingate, Heath, C, Bowling Green .....1967  
 Winslow, Doug, WR, Drake .....1976-77  
 Witucki, Casimir, G, Indiana .....1950-51, 1953-56  
 Wonsley, Otis, RB, Alcorn St. ....1981-85  
 Woodard, Dick, C, Iowa .....1952  
 Woodberry, Dennis, CB, S. Arkansas .....1987-88  
 Woodruff, Lee, FB, Mississippi .....1932  
 Woods, Tony, DE, Pittsburgh .....1994-96  
 Wooten, John, G, Colorado .....1968  
 Wooten, Mike, C, VMI .....1987  
 Worthington, Doug, DE, Ohio St. ....2012  
 Wright, Kenny, CB, Northwestern St. ....2006  
 Wright, Steve, T, Alabama .....1970  
 Wright, Toby, CB, Nebraska .....1999  
 Wright, Ted, B, North Texas St. ....1934-35  
 Wuerffel, Danny, QB, Florida .....2002  
 Wulff, Jim, B, Michigan St. ....1960-61  
 Wyant, Fred, QB, West Virginia .....1956  
 Wyche, Sam, QB, Furman .....1971-73  
 Wycheck, Frank, TE-FB, Maryland .....1993-94  
 Wycoff, Doug, FB, Georgia Tech .....1934  
 Wynn, Renaldo, DL, Notre Dame .....2002-06, 09  
 Wynne, William, DE, Tennessee St. ....1977  
 Wysocki, Pete, LB, Western Michigan .....1975-80

## Y

Yarber, Eric, WR, Idaho .....1986-87  
 Yeboah-Kodie, Phil, LB, Penn St. ....1995  
 Yoder, Todd, TE, Vanderbilt .....2006-09  
 Yonakor, John, E, Notre Dame .....1952  
 Youel, Jim, B, Iowa .....1946-48  
 Young, Bill, T, Alabama .....1937-42, 1946  
 Young, Darrel, FB, Villanova .....2010-15  
 Young, Roy, T, Texas A&M .....1938  
 Young, Wilbur, DE, William Penn .....1981  
 Youngblood, Jim, LB, Tennessee Tech .....1984  
 Yowarsky, Walt, E, Kentucky .....1951, 54

## Z

Zagers, Bert, B, Michigan St. ....1955, 1957-58  
 Zelenka, Joe, LS, Wake Forest .....2000  
 Zellner, Peppi, DE, Fort Valley St. ....2003  
 Zendejas, Max, K, Arizona .....1986  
 Zeno, Joe, G, Holy Cross .....1942-44  
 Zorich, Chris, DT, Notre Dame .....1997  
 Zimmerman, Roy, B, San Jose St. ....1940-42

# ALL-TIME WIN/LOSS RECORDS

## ALL-TIME

	W	L	T	G	Pct.*
<b>OVERALL RECORD</b>	601	584	27	1212	0.507
<b>REGULAR SEASON RECORD</b>	578	565	27	1170	0.506
<b>POSTSEASON RECORD</b>	23	19	0	42	0.548
	W	L	T	G	Pct.*
<b>HOME RECORD</b>	346	254	11	611	0.575
<b>AWAY RECORD</b>	252	327	16	595	0.437
<b>NEUTRAL RECORD</b>	3	3	0	6	0.500
	W	L	T	G	Pct.*
<b>OVERTIME RECORD</b>	25	15	1	41	0.622
	W	L	T	G	Pct.*
<b>SUNDAY RECORD</b>	539	506	26	1071	0.515
<b>MONDAY RECORD</b>	30	39	0	69	0.435
<b>TUESDAY RECORD</b>	0	0	0	0	0.000
<b>WEDNESDAY RECORD</b>	1	2	0	3	0.333
<b>THURSDAY RECORD</b>	6	10	0	16	0.375
<b>FRIDAY RECORD</b>	0	3	1	4	0.125
<b>SATURDAY RECORD</b>	25	24	0	49	0.510
	W	L	T	G	Pct.*
<b>AUGUST RECORD</b>	1	0	0	1	1.000
<b>SEPTEMBER RECORD</b>	110	98	4	212	0.528
<b>OCTOBER RECORD</b>	178	161	13	352	0.524
<b>NOVEMBER RECORD</b>	156	188	6	350	0.454
<b>DECEMBER RECORD</b>	133	124	4	261	0.517
<b>JANUARY RECORD</b>	23	13	0	36	0.639
	W	L	T	G	Pct.*
<b>MONDAY NIGHT FOOTBALL OVERALL RECORD</b>	28	38	0	66	0.424
<b>MONDAY NIGHT FOOTBALL HOME RECORD</b>	17	19	0	36	0.472
<b>MONDAY NIGHT FOOTBALL ROAD RECORD</b>	11	19	0	30	0.367
<b>SUNDAY NIGHT FOOTBALL OVERALL RECORD</b>	16	17	1	34	0.485
<b>SUNDAY NIGHT FOOTBALL HOME RECORD</b>	7	9	1	17	0.441
<b>SUNDAY NIGHT FOOTBALL ROAD RECORD</b>	9	8	0	17	0.529
<b>THANKSGIVING RECORD</b>	2	6	0	8	0.250

## POSTSEASON

	W	L	G	Pct.
<b>RECORD</b>	23	19	42	0.507
	W	L	G	Pct.
<b>HOME RECORD</b>	13	4	17	0.765
<b>AWAY RECORD</b>	7	12	19	0.368
<b>NEUTRAL RECORD^</b>	3	3	6	0.500
	W	L	G	Pct.
<b>LEAGUE CHAMPIONSHIP (PRIOR TO 1970)</b>	2	4	6	0.333
<b>DIVISION CHAMPIONSHIP (PRIOR TO 1970)</b>	1	0	1	1.000
	W	L	G	Pct.
<b>NFC WILD CARD ROUND OVERALL</b>	6	3	9	0.667
<b>NFC WILD CARD ROUND HOME</b>	3	2	5	0.600
<b>NFC WILD CARD ROUND AWAY</b>	3	1	4	0.750
<b>NFC DIVISIONAL ROUND OVERALL</b>	6	9	15	0.400
<b>NFC DIVISIONAL ROUND HOME</b>	4	1	5	0.800
<b>NFC DIVISIONAL ROUND AWAY</b>	2	8	10	0.200
<b>NFC CHAMPIONSHIP OVERALL</b>	5	1	6	0.833
<b>NFC CHAMPIONSHIP HOME</b>	5	0	5	1.000
<b>NFC CHAMPIONSHIP AWAY</b>	0	1	1	0.000
<b>SUPER BOWL (ALL NEUTRAL)</b>	3	2	5	0.600
	W	L	G	Pct.
<b>GRIFFITH STADIUM RECORD</b>	1	1	2	0.500
<b>RFK STADIUM RECORD</b>	11	1	12	0.917
<b>FEDEXFIELD RECORD</b>	1	2	3	0.333
	W	L	G	Pct.
<b>SUNDAY RECORD</b>	14	12	26	0.538
<b>SATURDAY RECORD</b>	9	7	16	0.563
	W	L	G	Pct.
<b>OVERTIME RECORD</b>	0	0	0	N/A

<sup>^</sup>Includes 1936 NFL Championship moved to Polo Grounds in New York

<sup>\*\*</sup>Note: Percentages calculated using the formula adopted by the NFL on May 24, 1972 including ties as a half-game won and half-game lost. Prior to 1972, ties were not factored into winning percentage. Ties throughout all seasons are included in the percentages presented here.

# COACHING RECORDS

## OVERALL

	W	L	T	G	Pct.*
Lud Wray	4	4	2	10	0.500
Lone Star Dietz	11	11	2	24	0.500
Eddie Casey	2	8	1	11	0.200
Ray Flaherty	56	23	3	82	0.709
Arthur "Dutch" Bergman	7	4	1	12	0.636
Dudley DeGroot	14	6	1	21	0.700
A.G. "Turk" Edwards	16	18	1	35	0.471
John Whelchel	3	3	1	7	0.500
Herman Ball	4	16	0	20	0.200
Dick Todd	5	4	0	9	0.556
Earl "Curly" Lambeau	10	13	1	24	0.435
Joe Kuharich	26	32	2	60	0.448
Mike Nixon	4	18	2	24	0.182
Bill McPeak	21	46	3	70	0.313
Otto Graham	17	22	3	42	0.436
Vince Lombardi	7	5	2	14	0.583
Bill Austin	6	8	0	14	0.429
George Allen	69	35	1	105	0.663
Jack Pardee	24	24	0	48	0.500
Joe Gibbs	171	101	0	272	0.629
Richie Petitbon	4	12	0	16	0.250
Norv Turner	50	60	1	111	0.455
Terry Robiskie	1	2	0	3	0.333
Marty Schottenheimer	8	8	0	16	0.500
Steve Spurrier	12	20	0	32	0.375
Jim Zorn	12	20	0	32	0.375
Mike Shanahan	24	41	0	65	0.369
Jay Gruden	13	20	0	33	0.394

\*NOTE: Ties were not factored into winning percentage prior to 1972



George Allen

## REGULAR SEASON

	W	L	T	G	Pct.*
Lud Wray	4	4	2	10	0.500
Lone Star Dietz	11	11	2	24	0.500
Eddie Casey	2	8	1	11	0.200
Ray Flaherty	54	21	3	78	0.720
Arthur "Dutch" Bergman	6	3	1	10	0.667
Dudley DeGroot	14	5	1	20	0.737
A.G. "Turk" Edwards	16	18	1	35	0.471
John Whelchel	3	3	1	7	0.500
Herman Ball	4	16	0	20	0.200
Dick Todd	5	4	0	9	0.556
Earl "Curly" Lambeau	10	13	1	24	0.435
Joe Kuharich	26	32	2	60	0.448
Mike Nixon	4	18	2	24	0.182
Bill McPeak	21	46	3	70	0.313
Otto Graham	17	22	3	42	0.436
Vince Lombardi	7	5	2	14	0.583
Bill Austin	6	8	0	14	0.429
George Allen	67	30	1	98	0.691
Jack Pardee	24	24	0	48	0.500
Joe Gibbs	154	94	0	248	0.621
Richie Petitbon	4	12	0	16	0.250
Norv Turner	49	59	1	109	0.454
Terry Robiskie	1	2	0	3	0.333
Marty Schottenheimer	8	8	0	16	0.500
Steve Spurrier	12	20	0	32	0.375
Jim Zorn	12	20	0	32	0.375
Mike Shanahan	24	40	0	64	0.375
Jay Gruden	13	19	0	32	0.406

\*NOTE: Ties were not factored into winning percentage prior to 1972

## POSTSEASON

	W	L	G	Pct.
Ray Flaherty	2	2	4	0.500
Arthur "Dutch" Bergman	1	1	2	0.500
Dudley DeGroot	0	1	1	0.000
George Allen	2	5	7	0.286
Joe Gibbs	17	7	24	0.708
Norv Turner	1	1	2	0.500
Mike Shanahan	0	1	1	0.000
Jay Gruden	0	1	1	0.000

# DRAFT HISTORY


Stylized players appear on the all-time roster

## 1936

1...2	B....	Riley Smith	Alabama	
2...	11	E....	Keith Topping	Stanford
3...	20	B....	Ed Smith	NYU
4...	29	G....	Paul Tangora	Northwestern
5...	38	T....	Wilson Groseclose	TCU
6...	47	T....	Larry Lutz	California
7...	56	B....	Don Irwin	Colgate
8...	65	E....	Wayne Miller	Notre Dame
9...	74	G....	Marcel Saunders	Loyola (CA)

## 1937

1...	6	B....	Sam Baugh	TCU
------	---	-------	-----------	-----



2...	16	B....	Nello Falaschi	Santa Clara
3...	26	B....	Maurice Eldar	Kansas State
4...	36	G....	Dick Bassi	Santa Clara
5...	46	T....	Chuck Bond	Washington
6...	56	B....	Jimmie Cain	Washington
7...	66	G....	Rotta Holland	Kansas State
8...	76	E....	Joel Eaves	Auburn
9...	86	T....	Bill Docherty	Temple
10...	96	E....	Dorn Mac Cara	NC State

## 1938

1...	8	B....	Andy Farkas	Detroit
3...	24	B....	Sam Chapman	California
5...	39	C....	Dave Price	Mississippi
6...	49	E....	Elmer Dohrmann	Nebraska
7...	59	T....	Roy Young	Texas A&M
8...	69	B....	Bill Hartman	Georgia
9...	79	C....	Ed Parks	Oklahoma
10...	89	B....	Jack Abbitt	Elon
11...	99	E....	Dick Johnson	Washington
12...	109	G....	Henry Bartos	North Carolina

## 1939

1...	8	T....	I.B. Hale	TCU
3...	23	B....	Charley Holm	Alabama
5...	38	B....	Dick Todd	Texas A&M
6...	48	B....	Dave Anderson	California
7...	58	C....	Quinton Lumpkin	Georgia
8...	68	T....	Bo Russell	Auburn
9...	78	B....	Wilbur Moore	Minnesota
10...	88	B....	Jimmy Johnson	Washington
11...	98	B....	Jim German	Centre
12...	108	B....	Bob O'Mara	Duke
13...	118	G....	Steve Silivinski	Washington
14...	128	B....	Bob Hoffman	Duke
15...	138	B....	Eric Tipton	Duke
16...	148	T....	Dick Farman	Washington St.
17...	158	T....	Clyde Shugart	Iowa State
18...	168	B....	Boyd Morgan	USC
19...	178	T....	Phil Smith	St. Benedict's
20...	188	T....	Paul Coop	Centre
21...	193	G....	Matt Kuber	Villanova

22...	198	B....	Al Cruver	Washington
-------	-----	-------	-----------	------------

## 1940

1...	8	B....	Ed Boell	NYU
3...	23	B....	Buddy Banker	Tulane
5...	38	T....	Bill Kirchen	Tulane
6...	48	T....	Joe Boyd	Texas A&M
7...	58	B....	Roy Zimmerman	San Jose State
8...	68	E....	Bud Drf	Missouri
9...	78	B....	Bob Hoffman	USC
10...	88	B....	Bob Seymour	Oklahoma
11...	98	T....	Howard Stoecker	USC
12...	108	G....	Allen Johnson	Duke
13...	118	B....	Sam Bartholomew	Tennessee
14...	128	B....	Ernie Lalin	Rice
15...	138	E....	Sandy Sanford	Alabama
16...	148	E....	Bolo Perdue	Duke
17...	158	C....	Steve Andracko	Ohio State
18...	168	B....	Jay Graybeal	Oregon
19...	178	B....	Charley Slagle	North Carolina
20...	188	B....	Buck Murphy	Georgia Tech
21...	193	T....	Mel Wetzel	Missouri
22...	198	B....	Steve Sitko	Notre Dame

## 1941

1...	10	B....	Forest Evashevski	Michigan
3...	25	T....	Fred Davis	Alabama
5...	40	T....	Jim Stuart	Oregon
6...	50	E....	Ed Cifers	Tennessee
7...	60	E....	Al Krueger	USC
8...	70	B....	Henry Wilder	Iowa State
9...	80	E....	Bill Grimmett	Tulsa
10...	90	G....	Ed Hickerson	Alabama
11...	100	E....	Joe Aguirre	St. Mary's (CA)
12...	110	B....	Jack Banta	USC
13...	120	T....	Roy Conn	Arizona
14...	130	B....	Deward Torrnell	San Jose State
15...	140	C....	Morris Buckingham	San Jose State
16...	150	B....	Ken Dow	Oregon State
17...	160	E....	Stan McRae	Michigan State
18...	170	B....	Joe Osmani	Holy Cross
19...	180	T....	Earl Fullilove	Georgetown
20...	190	E....	Ed Hiestand	Vanderbilt
21...	195	T....	Tom Riggs	Illinois
22...	200	B....	Lee Gentry	Tulsa

## 1942

1...	6	B....	Spec Sanders	Texas
3...	21	B....	Rufus Deal	Auburn
5...	36	G....	Joe Zeno	Holy Cross
6...	46	T....	Harley McCollum	Tulane
7...	56	E....	Bob Fitch	Minnesota
8...	66	B....	George Peters	Oregon State
9...	76	B....	Frank Swiger	Duke
10...	86	B....	Johnny Goodyear	Marquette
11...	96	C....	Al DeMaio	Duquesne
12...	106	B....	Phil Ahwesh	Duquesne
13...	116	E....	John Kovatch	Notre Dame
14...	126	B....	Bill deCorrevont	Northwestern
15...	136	B....	Marvin Whit	Oklahoma
16...	146	B....	Dee Chipman	BYU
17...	156	T....	George Watts	Appalachian St.
18...	166	B....	Gene Stewart	Willamette
19...	176	B....	Charlie Timmons	Clemson
20...	186	T....	Tiny Croft	Ripon
21...	191	B....	Steve Juzwik	Notre Dame
22...	196	B....	Al Couppee	Iowa

## 1943

1...	10	B....	Jack Jenkins	Vanderbilt
3...	25	B....	Bill Dutton	Pittsburgh
5...	40	E....	Bob Dove	Notre Dame
6...	50	C....	Wally Ziembra	Notre Dame
7...	60	T....	Lou Rymkus	Notre Dame
8...	70	G....	Tony Leon	Alabama

9...	80	E....	Bob Motl	Northwestern
10...	90	B....	Walt McDonald	Tulane
11...	100	T....	George Perpich	Georgetown
12...	110	C....	Dan Wood	Mississippi
13...	120	G....	Harry Wright	Notre Dame
14...	130	B....	Oscar Britt	Mississippi
15...	140	G....	Dick Weber	Syracuse
16...	150	B....	Joe Day	Oregon State
17...	160	B....	Frank Dornfield	Georgetown
18...	170	T....	John Baklarz	Arizona State
19...	180	E....	Leo Mogus	Youngstown St.
20...	190	B....	Dick Secrest	Rochester
21...	200	C....	Don Nolander	Minnesota
22...	210	B....	Johnny Barrett	Georgetown
23...	220	T....	Tom Vohs	Colgate
24...	230	B....	Charlie Yancey	Mississippi St.
25...	240	T....	Norman Bentz	Tulane
26...	250	E....	Swiftly Berthold	Syracuse
27...	260	B....	Vince Pacewic	Loyola (CA)
28...	270	T....	Joe Riccardi	Ohio University
29...	280	G....	Johnny Jaffurs	Penn State
30...	290	B....	Frank Akrys	Washington St.
31...	295	B....	Bill Corry	Florida
32...	300	G....	Bo Bogovich	Delaware

## 1944

1...	8	B....	Mike Micka	Colgate
3...	23	T....	Earl Audet	USC
5...	39	B....	Ed Doherty	Boston College
6...	50	B....	Jackie Fellows	Fresno State
7...	61	G....	Hal Fischer	Texas
8...	72	T....	Cliff White	Murray State
9...	83	B....	Ted Ogdahl	Willamette
10...	94	B....	Bob Shedd	St. Mary's (CA)
11...	105	T....	Bill Aldworth	Minnesota
12...	116	B....	Bill Joslyn	Stanford
13...	127	C....	Charley Walker	Kentucky
14...	138	C....	Boyd Clement	Oregon State
15...	149	B....	Jim Gaffney	Tennessee
16...	160	T....	Ted Ossowski	Oregon State
17...	171	B....	Tom Davis	Duke
18...	182	E....	John Batorski	Colgate
19...	193	C....	Clyde Ehrhardt	Georgia
20...	204	E....	Dave Brown	UCLA
21...	215	T....	Bill Ivy	Northwestern
22...	226	B....	Bruce Babcock	Rochester
23...	237	B....	Bill Reinhard	California
24...	248	G....	Ed Bauer	South Carolina
25...	259	G....	Smokey Martin	Cornell
26...	270	B....	Lee Gustafson	Oregon State
27...	281	T....	Nick Pappas	Utah
28...	292	E....	Lindsey Bowen	Rice
29...	303	T....	Bill Gustafson	Washington St.
30...	314	C....	Bill Yablonski	Holy Cross
31...	320	C....	Buster Hollingsbery	Washington St.
32...	326	B....	Willard Sheller	Stanford

## 1945

1...	8	QB....	Jim Hardy	USC
3...	23	T....	Tree Adams	Notre Dame
5...	38	C....	George Bujan	Oregon
6...	51	E....	Johnny North	Vanderbilt
7...	61	G....	John Steber	Georgia Tech
8...	71	E....	Art Porter	Tulane
9...	84	B....	Curt Kuykendall	Auburn
10...	94	E....	Frank Brogger	Michigan State
11...	104	B....	Mack Creger	Northwestern
12...	117	E....	Paul McKee	Syracuse
13...	127	QB....	Charlie Conerly	Mississippi
14...	137	E....	John Putnik	Utah State
15...	150	B....	Eddie Saenz	USC
16...	160	T....	Dorn Fusci	South Carolina
17...	170	B....	Bobby Jenkins	Alabama
18...	183	T....	Ed Stacco	Colgate
19...	193	C....	Jim Bradshaw	Auburn

# DRAFT HISTORY

20. 203 ..B.....Bill Shipkey.....Stanford  
 21. 216 ..T.....Sid Halliday.....SMU  
 22. 226 ..T.....Chick Davidson.....Cornell  
 23. 236 ..E.....Gabby Martin.....SMU  
 24. 249 ..C.....Jim McCurdy.....Stanford  
 25. 259 ..E.....Cy Souders.....Ohio State  
 26. 269 ..B.....Ben Wall.....Western Michigan  
 27. 282 ..E.....George Hillery.....UTEP  
 28. 292 ..G.....Milford Dreblow.....USC  
 29. 302 ..T.....Frank Irwin.....Duke  
 30. 315 ..E.....Leon Diner.....Denver  
 31. 320 ..C.....Bob Cummings.....Vanderbilt  
 32. 325 ..T.....Don Nolander.....Minnesota

## 1946

1....4.....B.....Cal Rossi.....UCLA  
 3....24.....B.....Stan Koslowski.....Holy Cross  
 5....39.....B.....Gay Adelt.....Utah  
 6....49.....B.....Walt Trojanowski.....Connecticut  
 7....59.....T.....**Bob Hendren**.....**USC**  
 8....69.....B.....George Callanan.....USC  
 9....79.....E.....Bob Skoglund.....Notre Dame  
 10. 89.....B.....Jake Leicht.....Oregon  
 11. 99.....B.....Chick Maggioni.....Illinois  
 12. 109..T.....Monte McNcrief.....Texas AGM  
 13..119..E.....**Joe Tereshinski**.....**Georgia**  
 14. 129 ..E.....Stan Sprague.....Illinois  
 15. 139 ..E.....Harry Adelman.....USC  
 16. 149 ..B.....Bof Butchofsky.....Texas AGM  
 17. 159 ..T.....Mike Prashaw.....Michigan  
 18. 169 ..B.....Ed Robnett.....Texas Tech  
 19. 179 ..B.....LeMar Dykstra.....Colorado  
 20. 189 ..B.....Bob Ward.....San Jose State  
 21. 199 ..T.....John Pehar.....USC  
 22. 209 ..B.....Roger Robinson.....Syracuse  
 23. 219 ..C.....Charley Cadenhead.....Mississippi St.  
 24. 229 ..G.....Bob Rodas.....Santa Clara  
 25. 239 ..E.....Charlie Webb.....LSU  
 26. 249 ..B.....Marion Flanagan.....Texas AGM  
 27. 259 ..T.....Roland Phillips.....Georgia Tech  
 28. 269 ..B.....Jim Hallmark.....Texas AGM  
 29. 279 ..T.....Fay Mills.....Alabama  
 30. 289 ..B.....William Ritter.....Georgia Tech  
 31. 294 ..B.....Sarkis Takesian.....California  
 32. 299 ..E.....Mike Campbell.....Mississippi

## 1947

1....4.....B.....Cal Rossi.....UCLA  
 3....17.....B.....Red Knight.....LSU  
 5....28.....E.....Hank Foldberg.....Army  
 6....39.....G.....**Mike Garzoni**.....**USC**  
 7....48.....C.....**Bill Gray**.....**Oregon State**  
 8....59.....T.....**Hank Harris**.....**Texas**  
 9....68.....E.....Roy Karrasch.....UCLA  
 10. 79.....T.....**Ernie Williamson**.....**North Carolina**  
 11. 88.....B.....L.G. Carmody.....C. Washington  
 12. 99.....E.....U.S. Savage.....Richmond  
 13. 108 ..E.....Bob Steckroth.....William & Mary  
 14. 119 ..T.....**Weldon Edwards**.....**TCU**  
 15. 128 ..C.....Earl Wheeler.....Arkansas  
 16. 139 ..B.....Billy Gold.....Tennessee  
 17. 148 ..T.....Jack Hart.....Detroit  
 18. 159 ..B.....Tom Nichols.....Richmond  
 19. 168 ..B.....**Harry Dowda**.....**Wake Forest**  
 20. 179 ..E.....Charlie Webb.....LSU  
 21. 188 ..T.....Elmo Bond.....Washington St.  
 22. 199 ..B.....Jim Hefti.....St. Lawrence  
 23. 208 ..E.....**Tom Dudley**.....**Virginia**  
 24. 219 ..B.....Jim Smith.....Iowa  
 25. 228 ..T.....Hal Mullins.....Duke  
 26. 239 ..E.....Francis Bacoka.....Washington St.  
 27. 248 ..B.....Otis Sacrinty.....Wake Forest  
 28. 259 ..C.....Milt Droppo.....Connecticut  
 29. 268 ..B.....Lynn Brownson.....Stanford  
 30. 279 ..B.....Joe Colone.....Penn State

31. 286 ..E.....**Herb Shoener**.....**Iowa**  
 32. 295 ..T.....Bob Pievo.....Purdue

## 1948

1....1.....B.....**Harry Gilmer**.....**Alabama**  
 .....Bonus Selection  
 1....4.....B.....Lowell Tew.....Alabama  
 3....16.....C.....Tommy Thompson.....William & Mary  
 5....28.....B.....**Dan Sandifer**.....**LSU**  
 6....38.....B.....Jack Weisenberger.....Michigan  
 7....48.....B.....Jack Kurkowski.....Detroit  
 8....58.....T.....Jerry Cady.....Gustavus Adolphus  
 9....68.....B.....Bob Anderson.....Stanford  
 10. 78.....T.....**Mike Katrishen**.....**Southern Miss**  
 11. 88.....T.....Ed Marshall.....Pennsylvania  
 12. 98.....G.....Ted Andrus.....SW Louisiana  
 13. 108 ..B.....Carl Russ.....Rice  
 14. 118 ..B.....Chick Jagade.....Indiana  
 15. 128 ..B.....**Eddie Quirk**.....**Missouri**  
 16. 138 ..B.....Art Pollard.....Arizona  
 17. 148 ..E.....Chuck Newman.....Louisiana Tech  
 17. 151..E.....Dale Schwartzkopf.....Texas Tech  
 .....(from Green Bay)  
 18. 158 ..C.....Ray Percy.....Oklahoma  
 19. 168 ..T.....Gene Vellela.....Scranton  
 20. 178 ..B.....Cloyce Box.....West Texas State  
 21. 188 ..B.....Bryan Bell.....Wash. & Lee  
 22. 198 ..C.....Joel Williams.....Texas  
 23. 208 ..E.....Lou Holtsma.....William & Mary  
 24. 218 ..G.....Floyd Lawhorn.....Texas Tech  
 25. 228 ..B.....Dick West.....Princeton  
 26. 238 ..E.....Roland Oakes.....Missouri  
 27. 248 ..T.....Ed Watkins.....Idaho  
 28. 258 ..C.....**Don Corbitt**.....**Arizona**  
 29. 268 ..B.....Buddy Bowen.....Mississippi  
 30. 278 ..E.....Vic Paulson.....UC Santa Barbara  
 31. 286 ..B.....Barney Welch.....Texas AGM

## 1949

1....8.....B.....**Rob Goode**.....**Texas AGM**  
 2....18.....T.....**Laurie Niemi**.....**Washington St.**  
 3....28.....T.....**Len Szafaryn**.....**North Carolina**  
 4....38.....B.....Mike DeNoia.....Scranton  
 5....48.....E.....Eddie Berrang.....Villanova  
 6.....Choice to Philadelphia  
 7....68.....G.....Chet Fritz.....Missouri  
 8....78.....B.....Bob Kennedy.....North Carolina  
 9....88.....E.....Ed McNeil.....Michigan  
 10. 98.....G.....Vic Vasicek.....Texas  
 11. 108 ..G.....Homer Hobbs.....Georgia  
 12. 118 ..T.....Harry Varner.....Arizona  
 13. 128 ..T.....Ed Henke.....USC  
 14. 138 ..E.....Pat Haggerty.....William & Mary  
 15. 148 ..T.....Gene Frassetto.....California  
 16. 158 ..T.....Dick Flowers.....Alabama  
 17. 168 ..B.....Ross Pritchard.....Arkansas  
 18. 178 ..G.....**Herb Siegel**.....**Illinois**  
 19. 188 ..B.....Bob Hainlen.....Colorado State  
 20. 198 ..E.....Ollie Fletcher.....USC  
 21. 208 ..B.....Tommy Hughes.....Duke  
 22. 218 ..E.....Bill Clements.....Kansas  
 23. 228 ..B.....Frank Pattee.....UCLA  
 24. 238 ..G.....Jim Cullom.....California  
 25. 248 ..B.....**Nick Sebek**.....**Indiana**

## 1950

1....6.....B.....**George Thomas**.....**Oklahoma**  
 2....19.....B.....Hally Haynes.....Santa Clara  
 3....32.....T.....Lou Karras.....Purdue  
 4....45.....C.....**Harry Ulinski**.....**Kentucky**  
 5....58.....B.....Frank Spaniel.....Notre Dame  
 6....71.....G.....**Gene Pepper**.....**Missouri**  
 7....84.....T.....**Jerry Houghton**.....**Washington St.**  
 8....97.....E.....John Rohde.....Pacific  
 9....110..T.....Don Winslow.....Iowa

10. 123 ..QB...**Eddie LeBaron**.....Pacific  
 11. 136 ..E.....Dan Brown.....Villanova  
 12. 149 ..B.....Bill Chaucey.....Iowa State  
 13. 162 ..C.....Clay Davis.....Oklahoma State  
 14. 175 ..T.....Lyle Button.....Illinois  
 15. 188 ..E.....Alex Loyd.....Oklahoma State  
 16. 201..B.....**Charlie Justice**.....**North Carolina**  
 17. 214 ..B.....Jim Cullom.....California  
 18. 227 ..B.....Alvin Duke.....Arkansas  
 19. 240 ..E.....Ed White.....Alabama  
 20. 253 ..T.....George Bayer.....Washington  
 21. 266 ..G.....**Cas Witucki**.....**Indiana**  
 22. 279 ..T.....John deLaurentis.....Waynesburg  
 23. 292 ..E.....Joe Zuravleff.....Northwestern  
 24. 305 ..T.....Dick Tilton.....Nevada  
 25. 318 ..B.....Art Stewart.....SE Oklahoma  
 26. 331..B.....Earl Roth.....Maryland  
 27. 344 ..T.....Ed Lee.....Kansas  
 28. 357..B.....Ralph Shoaf.....West Virginia  
 29. 370..G.....Johnny Lundin.....Minnesota  
 30. 383 ..E.....Bob Noppinger.....Georgetown

## 1951

1....4.....B.....**Leon Heath**.....**Oklahoma**  
 2....15.....B.....**Eddie Salem**.....**Alabama**  
 2....21.....T.....**Jim Staton**.....**Wake Forest**  
 .....(from Philadelphia)  
 3....29.....T.....**Walt Yowarsky**.....**Kentucky**  
 4....40.....T.....Paul Giroski.....Rice  
 5.....Choice to Chicago Cardinals  
 6....65.....E.....John Martinovic.....Xavier  
 7....76.....B.....**Johnny Papit**.....**Virginia**  
 8....87.....B.....**Billy Cox**.....**Duke**  
 9....101..C.....Jake Rowden.....Maryland  
 10. 111..T.....James Janosek.....Purdue  
 .....(from Baltimore)  
 10. 113..E.....Bob Jensen.....Iowa State  
 .....(chosen from Baltimore)  
 11. 124..B.....Bill DeChard.....Holy Cross  
 12. 138 ..G.....Al Applegate.....Scranton  
 13. 149 ..B.....Dick Campbell.....Wyoming  
 14. 160 ..QB...Adrian Burk.....Baylor  
 .....(chosen from Baltimore)  
 15. 174 ..T.....Vic Thomas.....Colorado  
 16. 185 ..C.....Bob Bates.....Texas AGM  
 17. 188 ..E.....**Gene Brito**.....**Loyola (CA)**  
 18. 210 ..B.....Dom Fucci.....Kentucky  
 19. 221..G.....Buddy Brown.....Arkansas  
 20. 232 ..B.....John Kerestes.....Purdue  
 21. 246 ..T.....Clarence Marable.....TCU  
 22. 257..C.....Elliot Speed.....Alabama  
 23. 268 ..B.....Cecil Martin.....N. Texas St.  
 24. 282 ..B.....Tom Powers.....Duke  
 25. 293 ..E.....Bob Chubb.....Shippensburg  
 26. 304..B.....**Johnny Williams**.....**USC**  
 27. 318 ..B.....Bill Johnson.....Stetson  
 28. 329 ..G.....John Kadlec.....Missouri  
 29. 340 ..B.....Art Stewart.....SE Oklahoma  
 30. 354 ..T.....Nick Bolkovac.....Pittsburgh

## 1952

1....7.....B.....Larry Isbell.....Baylor  
 2....19.....B.....**Andy Davis**.....**George Washington**  
 3....31.....B.....**Al Dorow**.....**Michigan State**  
 4....43.....C.....Dick Hightower.....SMU  
 5....55.....B.....**Jim Clark**.....**Oregon State**  
 6....67.....G.....Ed Kensler.....Maryland  
 7....79.....B.....**Vic Janowicz**.....**Ohio State**  
 8....91.....T.....Hubert Johnston.....Iowa  
 9....103..B.....**Dick Alban**.....**Northwestern**  
 10. 115.....E.....Chet Ostrowski.....Notre Dame  
 11. 127.....E.....Orlando Mazza.....Michigan State  
 12. 139 ..C.....Frank Middendorf.....Cincinnati  
 13. 151..T.....Ray Potter.....LSU  
 14. 163 ..T.....Doug Conaway.....TCU

# DRAFT HISTORY

15. 175...T.....Julius Wittman.....Ohio State  
 16. 187...T.....Marv Berschet.....Illinois  
 17. 199...B.....Gill Bocetti.....Wash. & Lee  
 18. 211...E.....Ed Bartlett.....California  
 19. 223...B.....Joe Marvin.....UCLA  
 20. 235...C.....Roger Kinson.....Missouri  
 21. 247...T.....Dick Jenkins.....Illinois  
 22. 259...B.....Jim O'Rourke.....NC State  
 23. 271...T.....Ken Barfield.....Mississippi  
 24. 283...E.....Ted Kirkland.....Vanderbilt  
 25. 295...T.....Sal Gero.....Elon  
 26. 307...B.....Danny Goode.....Hardin-Simmons  
 27. 319...E.....Ben White.....SMU  
 28. 331...B.....Ron Engel.....Minnesota  
 29. 343...B.....John Pappa.....California  
 30. 355...B.....Bob Linn.....Case Western Reserve

## 1953

1....3.....B.....Jack Scarbath.....Maryland  
 2....16.....T.....Dick Modzelewski.....Maryland  
 3....27.....E.....Paul Dekker.....Michigan State  
 4....40...G.....Don Boll.....Nebraska  
 5....51...B.....Nick Carras.....Missouri  
 6.....Choice to Los Angeles  
 7.....Choice to Chicago Bears  
 8....88...E.....Lew Weidensaul.....Maryland  
 9.....Choice to Chicago Cardinals  
 10.....Choice to New York Giants  
 11..123...B.....Alex Webster.....NC State  
 12..136...C.....Buzz Nutter.....Virginia Tech  
 13.....Choice to Chicago Cardinals  
 14..160...B.....Ed Timmerman.....Michigan State  
 15..171...T.....Dave Suminski.....Wisconsin  
 16..184...E.....Jim Slay.....Mississippi  
 17..195...B.....Bob Haner.....Villanova  
 18..208...B.....Jim Turner.....Texas Tech  
 19..219...T.....Tom Flyzik.....George Washington  
 20..232...G.....Bill Link.....Wake Forest  
 21..243...C.....Jim Dublinski.....Utah  
 22..256...G.....Ed Pucci.....USC  
 23..267...E.....Ed Bierne.....Detroit  
 24..280...B.....Stan Butterworth.....Bucknell  
 25..291...G.....Art Hurd.....Maryland  
 26..304...T.....Walt Ashcraft.....USC  
 27..315...T.....John Zanetti.....John Carroll  
 28..328...B.....Bob Buckley.....USC  
 29..339...B.....Pat Shires.....Tennessee  
 30..352...B.....Bob Mathias.....Stanford

## 1954

1....8.....E.....Steve Meillinger.....Kentucky  
 2....20...C.....Jim Schrader.....Notre Dame  
 3.....Choice to Los Angeles  
 4....39...B.....Ralph Felton.....Maryland  
 5.....[from Green Bay]  
 6.....Choice to Detroit  
 5...56...B.....Billy Wells.....Michigan State  
 6....68...C.....Bill McHenry.....Washington & Lee  
 7....80...T.....Harry Jagielski.....Indiana  
 8....92...E.....Bill Marker.....West Virginia  
 9....104...T.....Jerry Minnick.....Nebraska  
 10..116...B.....Merrill Green.....Oklahoma  
 11..128...B.....Gene Wilson.....South Carolina  
 12..140...T.....Ben Dunkerly.....West Virginia  
 13..152...B.....Roger Dornburg.....Wisconsin  
 14..164...T.....Roger Nelson.....Oklahoma  
 15..176...T.....Hugh Merck.....South Carolina  
 16..188...E.....Gilmer Spring.....Texas  
 17..200...B.....Jerry Coody.....Baylor  
 18..212...C.....Walt Cudzik.....Purdue  
 19..224...B.....Jerry Witt.....Wisconsin  
 20.236...E.....Sam Morley.....Stanford  
 21..248...T.....John Cavaglieri.....N. Texas St.  
 22..260...B.....Max Schmalig.....Purdue  
 23..272...G.....Pete Carrieri.....Villanova

24.284...E.....Will Renfro.....Memphis St.  
 25.296...G.....George Rosso.....Ohio State  
 26.308...B.....Dorsey Gibson.....Oklahoma State  
 27.320...E.....Ken Yarborough.....North Carolina  
 28.332...T.....Ron Hansen.....Minnesota  
 29.344...B.....Ted Kress.....Michigan  
 30.356...B.....Don Rondou.....Northwestern

## 1955

1....4...QB.....Ralph Guglielmi.....Notre Dame  
 2.....Choice to Los Angeles  
 3...28...B.....Ray Perkins.....Syracuse  
 4.....Choice to Detroit  
 5...52...T.....Don Glantz.....Nebraska  
 6.....Choice to Chicago Bears  
 7....76...E.....Erik Christensen.....Richmond  
 7....80...G.....Ron Marciniak.....Kansas State  
 8....87...C.....Johnny Allen.....Purdue  
 9....100...T.....John Miller.....Boston College  
 10..111...G.....Tom Louderback.....San Jose State  
 11..124...B.....Larry Parker.....North Carolina  
 12..135...T.....John Barish.....Waynesburg  
 13..148...T.....Len Oniskey.....Cornell  
 14..159...E.....Tom Braatz.....Marquette  
 15..172...B.....Charley Horton.....Vanderbilt  
 16..183...B.....Hal Norris.....California  
 17..196...G.....Don Shea.....Georgia  
 18..207...B.....Don Bailey.....Penn State  
 19..220...E.....Bob Dee.....Holy Cross  
 20.231...T.....Ron Geyer.....Michigan  
 21..244...B.....Buck George.....Clemson  
 22.255...B.....Joe Boland.....George Washington  
 23.268...C.....Chick Donaldson.....West Virginia  
 24.279...T.....Bob Ready.....Notre Dame  
 25.292...C.....Frank Radella.....Wyoming  
 26.303...G.....Walt Houston.....Purdue  
 27.317...B.....A.J. Baker.....Arkansas  
 28.327...T.....Arch Cassidy.....Florida  
 29.340...E.....Bing Bordier.....USC  
 30.351...E.....Tom Petty.....Virginia Tech

## 1956

1....12...B.....Ed Vereb.....Maryland  
 2....24...E.....John Paluck.....Pittsburgh  
 3...36...B.....Fred Wyant.....West Virginia  
 4....41...T.....Fran Machinsky.....Ohio State  
 5.....[from Philadelphia]  
 6.....Choice to Los Angeles Rams  
 5...59...B.....Gary Lowe.....Michigan State  
 6.....Choice to Chicago Cardinals  
 7...83...B.....Donnie Caraway.....Houston  
 8...94...B.....Dick James.....Oregon  
 9...107...B.....Whitey Rouviere.....Miami (Fla.)  
 10.....Choice to Pittsburgh  
 11..131...G.....Tom Powell.....Colgate  
 12..141...B.....Jerry Planutis.....Michigan State  
 13.....[from New York Giants]  
 12..142...T.....Gil Moreno.....UCLA  
 13..155...G.....Jerry Ward.....Dayton  
 14..166...B.....Pat Uebel.....Army  
 15.....Choice to Chicago Cardinals  
 16..190...G.....Wells Gray.....Wisconsin  
 17..203...QB.....Eagle Day.....Mississippi  
 18..214...E.....Jim Pyburn.....Auburn  
 19..227...G.....Ray Lemek.....Notre Dame  
 20.238...B.....Vince Gonzales.....LSU  
 21..251...E.....Howard Schnellenberger.....Kentucky  
 22.262...T.....George Nicula.....Notre Dame  
 23.275...B.....Don St. John.....Xavier  
 24.286...C.....Johnny Tatum.....Texas  
 25.299...G.....Franklin Brooks.....Georgia Tech  
 26.310...B.....Dave Burnham.....Wheaton  
 27.323...B.....Royce Flippin.....Princeton  
 28.334...B.....Billy Hicks.....Alabama

29.347...G.....Pat Bisceglia.....Notre Dame  
 30.357...G.....Buck Nystrom.....Michigan State

## 1957

1....9.....B.....Don Bosseler.....Miami (Fla.)  
 2....21...E.....Joe Walton.....Pittsburgh  
 3....33...E.....Eddie Sutton.....North Carolina  
 4....40...B.....Jim Podoley.....Cent. Michigan  
 5.....[from Pittsburgh]  
 6.....Choice to Los Angeles  
 6....69...T.....J.T. Frankenberger.....Kentucky  
 7....81...T.....Wally Merz.....Colorado  
 8....93...E.....Paul Lopata.....Yale  
 9....105...G.....Galen Laack.....Pacific  
 10..117...B.....Don Dobrino.....Iowa  
 11..129...T.....Dick Foster.....Idaho  
 12..141...QB.....Wade Mitchell.....Georgia Tech  
 13..153...B.....Claude Austin.....George Washington  
 14..165...T.....George Rice.....Wofford  
 15..177...E.....Brad Bomba.....Indiana  
 16..189...B.....Joe Brodsky.....Florida  
 17..201...B.....Fred Brock.....Wheaton  
 18..213...G.....Ed Sakach.....George Washington  
 19..225...B.....John Bauer.....Villanova  
 20.237...E.....Buddy Frick.....South Carolina  
 21..249...B.....Sam Owen.....Georgia Tech  
 22.261...G.....Ed Voytek.....Purdue  
 23.273...G.....Al Viola.....Northwestern  
 24.285...C.....Bob Jennings.....Furman  
 25.297...T.....Dick Cassels.....Catawba  
 26.309...B.....Paul Rotenberg.....Georgia Tech  
 27.321...T.....Ormand Anderson.....Georgia Tech  
 28.333...B.....Guy Martin.....Colgate  
 29.345...E.....George Benedict.....Springfield  
 30.356...B.....Art Luppino.....Arizona

## 1958

1....16...B.....Mike Sommer.....George Washington  
 3....28...B.....Stan Flowers.....Georgia Tech  
 3....31...B.....Bill Anderson.....Tennessee  
 4.....[from Philadelphia]  
 4....40...QB.....Dan Nolan.....Lehigh  
 5....54...QB.....Jim Van Pelt.....Michigan  
 6....66...B.....Dick Lynch.....Notre Dame  
 7....78...T.....Leon Bennett.....Boston College  
 8....90...E.....Buddy Payne.....North Carolina  
 9....102...C.....Frank Kuchta.....Notre Dame  
 10..114...T.....Ben Preston.....Auburn  
 11..126...T.....Darrell Dess.....NC State  
 12..138...G.....Eddie Michaels.....Villanova  
 13..150...QB.....Ken Ford.....Hardin-Simmons  
 14..162...E.....Jack Faris.....Penn State  
 15..174...T.....Jack Davis.....Maryland  
 16..186...E.....Fred Polzer.....Virginia  
 17..198...T.....Fred Wilt.....Richmond  
 18..210...B.....Lennie King.....Connecticut  
 19..222...C.....Don Stephenson.....Georgia Tech  
 20.234...E.....Lou Pelham.....Florida  
 21..246...B.....Jackie Simpson.....Mississippi  
 22.258...B.....Charley Sanders.....West Texas State  
 23.270...E.....Ron Schomburger.....Florida State  
 24.282...E.....Rod Hanson.....Illinois  
 25.294...J.....John Groom.....TCU  
 26.306...G.....Frank Bloomquist.....Iowa  
 27.318...E.....Perry Gehring.....Minnesota  
 28.330...G.....Joe Biggs.....Hardin-Simmons  
 29.342...B.....Ed Coffin.....Syracuse  
 30.353...E.....Ted Smith.....Georgia Tech

## 1959

1....4...QB.....Don Allard.....Boston College  
 2.....Choice to Los Angeles  
 3....28...T.....Emil Karas.....Dayton  
 4....40...E.....Jim Wood.....Oklahoma State

# DRAFT HISTORY

5...49...T...Bob Wetoska..... Notre Dame  
 (from Green Bay)  
 5..... Choice to Chicago Cardinals  
 6...65...T...Jim McFalls..... VMI  
 7...76...T...Don Lawrence..... Notre Dame  
 7...79...QB...Mitch Ogjogo..... Iowa  
 (from Pittsburgh)  
 7...81...E...Jim Kenney..... Boston University  
 (from Chicago Bears)  
 8...89...E...Gene O'Pella..... Villanova  
**9...100...B... Dick Haley..... Pittsburgh**  
 10...113...B...Ron Toth..... Notre Dame  
 11...124...G...Gerry Marciniak..... Michigan  
 12...137...T...Roger Wypyszynski..... St. Norbert  
 13...148...E...Billy Shoemaker..... LSU  
 14...161...G...Kurt Schwarz..... Maryland  
 15...172...E...Fred Hood..... NE Oklahoma  
 16...185...T...Dick Splain..... New Haven  
 17...196...G...Jim Healy..... Holy Cross  
 18...209...QB...Joe Kapp..... California  
 19...220...B...Bobby Lauder..... Auburn  
**20...233...B... Billy Brewer..... Mississippi**  
 21...244...B...Mel Reight..... West Virginia  
**22...257...E... Art Gob..... Pittsburgh**  
 23...268...B...Clarence Alexander..... SE Louisiana  
 24...281...B...George Darrah..... Franklin & Marshall  
 25...292...T...Bob Sargent..... Colby  
 26...305...T...Gene Grabosky..... Syracuse  
 27...316...B...Norm Odyniec..... Notre Dame  
 28...329...B...Billy Austin..... Rutgers  
 29...340...G...Don Lockwood..... Tulane  
 30...353...B...Jim Colclough..... Boston College

## 1960

1...4...QB...Richie Lucas..... Penn State  
 2..... Choice to San Francisco  
 2...21...HB...Sam Horner..... VMI  
 (from Chicago Bears)  
**3...28...T... Andy Stynchula..... Penn State**  
 4..... Choice to Philadelphia  
**4...48...G... Vince Promuto..... Holy Cross**  
 (from New York)  
**5...52...T... Don Stallings..... North Carolina**  
 6...64...E...Dave Hudson..... Florida  
 7..... Choice to Pittsburgh  
 8...87...G...Earl Kohlhaas..... Penn State  
 (from Detroit)  
 9..... Choice to San Francisco  
 9...100...E...Dwight Bumgarner..... Duke  
 10..... Choice to Baltimore  
 11...124...C...Jim Eifrid..... Colorado State  
**12...136...HB... Jim Crotty..... Notre Dame**  
 13...148...E...Bill Herron..... Georgia  
 14...160...B...Charlie Milstead..... Texas A&M  
**15...172...C...Bernie Darre..... Tulane**  
 16...184...B...Joe Kulbacki..... Purdue  
 17...196...G...Billy Roland..... Georgia  
 18...208...G...John Lawrence..... NC State  
 19...220...G...Ron Maltony..... Purdue  
 20...232...HB...Jimmy Wolf..... Panhandle St.

## 1961

**1...2...QB... Norm Snead..... Wake Forest**  
 (from Dallas)  
 1...3...T... Joe Rutgens..... Illinois  
 2..... Choice to New York  
 3..... Choice to St. Louis  
**3...39...B... Jim Cunningham..... Pittsburgh**  
 (from New York)  
 4..... Choice to Los Angeles  
 5..... Choice to Pittsburgh  
**6...72...B... Joe Krakoski..... Illinois**  
 (from Dallas)  
 6...73...T...John O'Day..... Miami (Fla.)  
**7...87...B... Jim Kerr..... Penn State**

8...101...E...Charlie Barnes..... NE Louisiana  
 9...115...B...Joel Arrington..... Duke  
 10..... Choice to Cleveland  
**11...143...T... Riley Mattson..... Oregon**  
 12...157...E...Bob Coolbaugh..... Richmond  
 13...171...B...Doug Elmore..... Mississippi  
**14...185...B... Doyle Schick..... Kansas**  
 15...199...E...Bob Johnson..... Michigan  
 16...213...T...Ron Petty..... Louisville  
 17...227...B...Joe Bellino..... Navy  
 18...241...T...George Tolford..... Ohio State  
 19...255...E...Tony Romeo..... Florida State  
 20...269...G...Mike Ingram..... Ohio State

## 1962

1...1...B...Ernie Davis..... Syracuse  
**2...15...B... Joe Hernandez..... Arizona**  
 3...29...E...Bob Mitinger..... Penn State  
 4...43...T...Billy Neighbors..... Alabama  
 5..... Choice to Chicago  
 6..... Choice to San Francisco  
 7...85...HB...Bert Coan..... Kansas  
 8...99...FB...Ron Hatcher..... Michigan State  
 9...113...E...Dave Viti..... Boston University  
 10...127...G...John Childress..... Arkansas  
 11...141...T...Carl Palazzo..... Adams State  
 12...155...HB...Terry Terrebonne..... Tulane  
 13...169...E...Bill Whisler..... Iowa  
 14...183...HB...Jim Costen..... South Carolina  
 15...197...T...Len Vella..... Georgia  
 16...211...E...Tommy Brooker..... Alabama  
**17...225...G... Alan Miller..... Ohio University**  
 18...239...B...Carl Charon..... Michigan State  
**19...253...B... Claude Crabb..... Colorado**  
 20...267...QB...Ed Trancygier..... Florida State

## 1963

**1...7...E... Pat Richter..... Wisconsin**  
**2...22...B... Lonnie Sanders..... Michigan State**  
**3...35...T... Ron Snidow..... Oregon**  
 4..... Choice to San Francisco  
 5..... Choice to Green Bay  
 6...78...T...Charley Nickoson..... Ohio University  
**7...91...B... Dave Francis..... Ohio State**  
 8..... Choice to Philadelphia  
 9...119...B...Billy Joe..... Villanova  
 10...134...G...Rod Foster..... Ohio State  
 11...147...E...Allen Schau..... Western Michigan  
 12...162...C...Bob Caldwell..... Georgia Tech  
 13...175...E...John Greiner..... Purdue  
 14...190...B...Tom Winingder..... Georgia Tech  
 15...203...LB...Harry Butsko..... Maryland  
 16...218...G...Dave Adams..... Arkansas  
 17...231...HB...Ron Whaley..... Tenn-Chattanooga  
 18...246...E...Drew Roberts..... Cal State-Humboldt  
 19...259...QB...Jim Turner..... Utah State  
 20...274...T...Joe Baughan..... Auburn

## 1964

**1...3...HB... Charley Taylor..... Arizona State**



**2...18...B... Paul Krause..... Iowa**  
 3..... Choice to Los Angeles  
 4..... Choice to Philadelphia  
**5...59...FB... Jim Snowden..... Notre Dame**  
 6...74...E...Russ Brown..... Florida  
**7...87...QB... Dick Shiner..... Maryland**  
 8..... Choice to San Francisco  
**9...115...C... Len Hauss..... Georgia**  
 10...130...B...Rick Leeson..... Pittsburgh  
 11...143...LB...Gene Donaldson..... Purdue  
 12...158...T...Bob Zvolerin..... Tennessee  
 13...171...B...Tom McDonald..... Notre Dame  
 14...186...B...Tom Urbanik..... Penn State  
 15...189...T...Dick Evers..... Colorado State  
 16...214...B...Tommy Walters..... Mississippi  
**17...227...B... Ozzie Clay..... Iowa State**  
 18...242...G...Bob Jones..... Nebraska  
**19...255...G... John Seedborg..... Arizona State**  
 20...270...B...Gordon Guest..... Arkansas

## 1965

1..... Choice to Chicago  
 2...21...T...Bob Breitenstein..... Tulsa  
 3...34...B...Kent McCloughan..... Nebraska  
 4..... Choice to Baltimore  
 5..... Choice to New York  
 6..... Choice to Philadelphia  
 7..... Choice to Chicago  
**8...105G/LB Don Croftcheck..... Indiana**  
**9...118...E... Jerry Smith..... Arizona State**  
 10...133...FB...Bob Briggs..... Central State (OK)  
**11...146...G... Willie Adams..... New Mexico State**  
 12...160...T...John Strohmeier..... Nebraska  
 13...174...HB...Biff Bracy..... Duke  
 14...189...HB...Dave Estrada..... Arizona State  
 15...202...B...Ben Baldwin..... Vanderbilt  
 16...217...G...Robert Reed..... Tennessee A&I  
 17...230...E...Gary Hart..... Vanderbilt  
**18...245...LB... Chris Hanburger..... North Carolina**  
 19...258...B...Roosevelt Ellerbe..... Iowa State  
 20..... Choice to Baltimore

## 1966

**1...6...K... Charlie Gogolak..... Princeton**  
 2...21...T...Walter Barnes..... Nebraska  
**3...38...FB... Tom Barrington..... Ohio State**  
**4...53...DB... Bill Clay..... Mississippi**  
 5...70...T...Dick Lemay..... Vanderbilt  
 6..... Choice to Chicago  
 6...94...T...Earl Yates..... Duke  
 (from Green Bay)  
 7...101...T...George Patton..... Georgia  
 8...115...FB...Stan Mitchell..... Tennessee  
 9...131...LB...Jack Shinholser..... Florida State  
 10...145...DB...Caesar Belsler..... Arkansas-Pine Bluff  
 11...161...FL...Dick Reding..... Northwestern St.  
 12...175...LB...John Stjepich..... Utah  
**13...181...C... Heath Wingate..... Bowling Green**  
 14...205...HB...Jerry Lovelace..... Texas Tech  
 15...221HB-K...Hal Seymour..... Florida  
 16...235...HB...Hal Wantland..... Tennessee  
 17...251...E...Mitch Zalnasky..... Pittsburgh  
 18...265...HB...Joe Burson..... Georgia  
 19...281...E...Andre White..... Florida A&M  
 20...295...C...John Kelly..... Florida A&M


## 1967

**1...13...FB... Ray McDonald..... Idaho**  
 2...39...DT...Spain Musgrove..... Utah State  
 3...64...DB...Curg Belcher..... BYU  
 4..... Choice to Green Bay  
 5..... Choice to Houston through DAL  
**6...135...T... Don Bandy..... Tulsa**  
 (from NY Giants through MIN)  
 6..... Choice to Detroit

# DRAFT HISTORY

7...168...B....Bruce Matte.....Miami (Ohio)  
 .....(from Pittsburgh)  
**7...172...F....John Love.....N. Texas St.**  
**8...190G-LB. Larry Hendershot.....Arizona State**  
 .....(from Atlanta)  
 .....Choice to Minnesota  
 8...222 HB...Pete Larson.....Cornell  
 10...247. DT...Tim Houlton.....St. Norbert  
 .....(from Chicago)  
 10...250 DB...Bruce Sullivan.....Illinois  
 11...275...C....Bill Brown.....UTEP  
 12...300...E....Ron Sepic.....Ohio State  
 13...328 LB...Bob Rodwell.....E. Michigan  
 14...353 HB...Andy Socha.....Marshall  
**15...378...G....Ed Breeding.....Texas A&M**  
 16...406 DB...Alfredo Avila.....Sul Ross  
 17...431...T....Lyle Baucom.....Cal State-San Fran.

**1968**  
**1....12....DB...Jim 'Yazoo' Smith.....Oregon**  
**2....38...LB...Tom Roussel.....Southern Miss**  
 .....Choice to Cleveland  
**4....94...DT...Dennis Crane.....USC**  
**5....113...TE...Ken Barefoot.....Virginia Tech**  
 .....(from Atlanta)  
**5....117...K....Mike Bragg.....Richmond**  
 .....(from Minnesota)



5....149...G....Willie Banks.....Alcorn State  
**7...176. RB...Bob Brunet.....LSU**  
 8...203 RB...Brian Magnuson.....Montana  
 9...230 DB...Frank Liberatore.....Clemson  
 .....Choice to Baltimore  
 11...284 DB...Tom Garretson.....Northwestern  
 12...311...DT...Dave Weedman.....W. Washington  
 13...338...T....Mike St. Louis.....Cent. Missouri  
 14...365...T....Dave Zivich.....UC Santa Barbara  
 15...392...G....Coger Coverson.....Texas Southern  
 16...419. RB...Willie Turner.....Jackson St.  
**17...446 DT...Frank Bosch.....Colorado**

**1969**  
 .....Choice to Los Angeles  
 .....Choice to St. Louis  
 2....46...DB...Eugene Epps.....UTEP  
 .....(from Cleveland)  
 3....62...RB...Ed Cross.....Arkansas-Pine Bluff  
 .....Choice to Baltimore  
 5....114...DB...Bill Kishman.....Colorado State  
**6....139. LB...Harold McLinton.....Southern**  
**7...166. RB...Jeff Anderson.....Virginia**  
**7...173...C....John Didion.....Oregon State**  
 .....(from Minnesota)  
**8....191...RB...Larry Brown.....Kansas State**  
 .....Choice to Philadelphia  
 9.....Choice to Philadelphia  
 10.....Choice to Philadelphia  
 11...269 DT...Eric Norri.....Notre Dame  
 12...295 DB...Bob Shannon.....Tennessee St.  
 13...322 DB...Mike Shook.....N. Texas St.  
 14...347. DT...Rick Brand.....Virginia  
 15...374...T....Paul Rogers.....Virginia

16...399 LB...Mike Washington.....Southern  
 17...426 DE...Rich Dobbert.....Springfield

## 1970

1.....Choice to San Francisco  
**2...43...DE...Bill Brundige.....Colorado**  
 3.....Choice to St. Louis  
 4.....Choice to Baltimore  
**4...103...T....Paul Laaveg.....Iowa**  
 .....(from MIN through Rams through NO)  
**5...114...DT...Manny Sistrunk.....Arkansas ABM**  
 .....(from New Orleans)  
**5...121...RB...Danny Pierce.....Memphis St.**  
 .....Choice to Atlanta  
 7...173. WR...Roland Merritt.....Maryland  
**7...178. DT...James Harris.....Howard Payne**  
 .....(from Los Angeles)  
 8...200 DB...Paul Johnson.....Penn State  
 9...225...T....Ralph Sonntag.....Maryland  
 .....Choice to Green Bay  
**11...277 TE...Mack Alston.....Md. Eastern Shore**  
 12...303 LB...James Kates.....Penn State  
 13...329...T....Joe Patterson.....Lawrence  
 14...355 RB...Tony Moro.....Dayton  
 15...381...C....Vic Lewandowsky.....Holy Cross  
 16...407 WR...Steve Bushore.....Emporia St.  
 17...433 DT...Earl Maxfield.....Baylor

## 1971

1.....Choice to Los Angeles  
 2...38...WR...Cotton Speyner.....Texas  
 3.....Choice to Los Angeles  
 4.....Choice to New Orleans  
 5.....Choice to Green Bay  
 6...141...G....Conway Hayman.....Delaware  
 7...166. DB...Willie Germany.....Morgan St.  
 8.....Choice to New Orleans  
**9...218. DE...Mike Fanucci.....Arizona State**  
 10...244 RB...Jesse Taylor.....Cincinnati  
**11...272...T....George Starke.....Columbia**  
**12...297 DB...Jeff Severson.....Long Beach State**  
**13...322...C....Dan Ryczek.....Virginia**  
 14...349 QB...Bill Bynum.....W. New Mexico  
 15...375...G....Tony Christnovich.....Wisc.-La Crosse  
 16...400 LB...Glenn Tucker.....N. Texas St.  
 17.....Choice to New Orleans

## 1972

1.....Choice to NY Jets  
 2.....Choice to Baltimore  
 3.....Choice to New England through LA  
 4.....Choice to New Orleans through LA and PHI  
 5.....Choice to Los Angeles  
 6.....Choice to Los Angeles  
 7.....Choice to NY Giants  
**8...203 RB...Moses Denson.....Md. Eastern Shore**  
 9...229 DE...Steve Boeholder.....Drake  
 10...255 WR...Mike Oldham.....Michigan  
 11...281. DB...Jeff Welch.....Arkansas St.  
 12...307 QB...Don Bunce.....Stanford  
**13...332 WR...Frank Grant.....S. Colorado**  
 14...365...G....Mike O'Quinn.....McNeese St.  
 15...385 DE...Carl Taibi.....Colorado  
 16...411...DB...S. Higginbotham.....Alabama  
 17...437. LB...Kevin Clemente.....Boston College

## 1973

1.....Choice to San Diego through BAL  
 2.....Choice to New Orleans through NYJ  
 3.....Choice to Buffalo  
 4.....Choice to Buffalo  
 5...117...G....Charles Cantrell.....Lamar  
 .....(from Atlanta)  
 5.....Choice to Los Angeles  
 6.....Choice to NY Jets

7.....Choice to Buffalo  
 8.....Choice to New Orleans  
**8...193. TE...Mike Hancock.....Idaho State**  
 .....(from Los Angeles)  
 9...218. RB...Rich Galbos.....Ohio State  
 .....(from Baltimore)  
 9...233 LB...Eddie Sheats.....Kansas  
**10...245 DB...Ken Stone.....Vanderbilt**  
 .....(from Los Angeles)  
 11.....Choice to Los Angeles  
 12...311...G....Ernie Webster.....Pittsburgh  
**13...337 DT...Dennis Johnson.....Delaware**  
 14...363 DB...Herb Marshall.....Cameron  
 15.....Choice to Los Angeles  
 16...415...K....Mike Wedman.....Colorado  
 17...441. RB...Jeff Davis.....Mars Hill

## 1974

1.....Choice to Chicago through LA  
 2.....Choice to San Francisco  
 3.....Choice to NY Jets  
 4.....Choice to Los Angeles  
 5.....Choice to New England through ND  
 6...144. TE...Jon Keyworth.....Colorado  
 .....(from Kansas City)  
 6.....Choice to Cincinnati through ND  
 7.....Choice to New England  
**7...180. LB...Mike Varty.....Northwestern**  
 .....(from Los Angeles)  
 8...196. RB...Darwin Robinson.....Dakota St.  
 .....(from Cleveland)  
 8.....Choice to Buffalo  
 9...218. DE...Mark Sens.....Colorado  
 .....(from New England)  
 9...228...K....Mike Flater.....Colorado School of Mines  
 9...233 TE...Jim Kennedy.....Colorado State  
 .....(from Los Angeles)  
 10...258 DB...Johnny Vann.....S. Dakota  
 11...282...T....Joe Miller.....Villanova  
 12.....Choice to Baltimore  
**13...332 LB...Stu O'Dell.....Indiana**  
 14...361. QB...Don Van Galder.....Utah  
 .....Choice to San Diego  
 16...411...RB...Nate Anderson.....E. Illinois  
 17.....Choice to Baltimore

## 1975

1.....Choice to San Diego  
 2.....Choice to Green Bay  
 3.....Choice to San Francisco  
 4.....Choice to Buffalo  
 5.....Choice to SD through LA and BUF  
**5...108. RB...Mike Thomas.....UNLV**  
 .....Choice to Cleveland  
 6...147...T....Mark Doak.....Nebraska  
 .....(from Denver)  
 7.....Choice to Chicago through STL  
 8.....Choice to San Diego  
**8...228 DE...Dallas Hickman.....California**  
 .....Choice to Miami  
 11...277. DB...Ardell Johnson.....Nebraska  
 .....(from Denver)  
 11...282 DE...Jerry Hackenbruck.....Oregon State  
 12.....Choice to New England  
 13...344 DB...Morris McKie.....N. Carolina A&T  
 14...359 LB...Dave Benson.....Weber State  
 15...384...C....Art Kuehn.....UCLA  
 16...412...G....Dennis Pavelka.....Nebraska  
 17...437. DE...Carl Taylor.....Memphis St.

## 1976

1.....Choice to Miami  
 2.....Choice to Detroit through SD  
 3.....Choice to New Orleans through SD  
 4.....Choice to Oakland through SD



# DRAFT HISTORY

- 5..... Choice to St. Louis  
 5.... 148 ..G..... Mike Hughes ..... Baylor  
 ..... (from St. Louis)  
 6..... Choice to Kansas City  
 6.... 179. DB... Tom Marvaso ..... Cincinnati  
 ..... (from Los Angeles)  
 7..... Choice forfeited  
 8..... Choice to Buffalo through ATL  
 8.... 234WR... Brian Fryer ..... Alberta  
 ..... (selection voided)  
 9.... 254 ..G..... Curtis Akins ..... Hawaii  
 10. 272. LB ... Paul Strohmeier ..... Washington  
 ..... (from Chicago)  
 10..... Choice to Miami  
 11.... 308 DE ... Dean Gissler ..... Nebraska  
 12. 342 DB ... Walter Tullis ..... Delaware St.  
 13. 364 DB ... Waymon Britt ..... Michigan  
 14.... 393 DB ... Quinn Buckner ..... Indiana  
 ..... (selection voided)  
 15..... Choice to St. Louis  
 15.... 426 RB ... John Monroe ..... Bluefield St.  
 ..... (from St. Louis)  
 16..... Choice to Baltimore through STL  
 17. 476. DB ... Chuck Wills ..... Oregon

## 1977

- 1..... Choice to St. Louis  
 2..... Choice to Los Angeles through SD  
 3..... Choice to San Diego  
 4.... 97 .. DE ... Duncan McColl ..... Stanford  
 ..... (from Miami)  
 4..... Choice to Kansas City  
 5..... Choice to Los Angeles  
 6..... Choice to Atlanta  
 7..... Choice to OAK through HDU and NYG  
 7.... 189. TE ... Reggie Haynes ..... UNLV  
 ..... (from Los Angeles)  
 8..... Choice to Kansas City  
 9..... Choice to Atlanta  
 9.... 246 RB ... Mike Northington ..... Purdue  
 ..... (from Los Angeles)  
 10. 273. RB ... James Sykes ..... Rice  
 11.... 300 DB ... Don Harris ..... Rutgers  
 12. 327. DE ... Curtis Kirkland ..... Missouri

## 1978

- 1..... Choice to St. Louis  
 2..... Choice to Los Angeles  
 3..... Choice to Los Angeles  
 4..... Choice to Cleveland through LA  
 5..... Choice to Philadelphia  
 6..... Choice to New Orleans through HDU  
 6.... 159. RB ... Tony Green ..... Florida  
 ..... (from Minnesota through SF)  
 7..... Choice to Kansas City  
 8.... 202WR ... Walker Lee ..... North Carolina  
 ..... (from San Francisco)  
 8..... Choice to Atlanta  
 8.... 219. LB ... Don Hover ..... Washington St.  
 ..... (from Los Angeles)  
 9.... 243 QB ... John Hurley ..... Santa Clara  
 10. 270. DE ... Scott Hertenstein ..... Azusa Pacific  
 11.... 297. DE ... Mike Williams ..... Texas A&M  
 12.... 324 ..G..... Steve McCabe ..... Bowdoin


## 1979

- 1..... Choice to Cincinnati  
 2..... Choice to Oakland through STL  
 3..... Choice to Baltimore through HDU  
 4..... Choice to Philadelphia  
 4.... 103. TE ... Don Warren ..... San Diego St.  
 5..... Choice to Cleveland  
 6..... Choice to Baltimore  
 7..... Choice to New England  
 7.... 182. LB ... Rich Milot ..... Penn State

- ..... (from Seattle)  
 8..... Choice to Miami  
 9.... 233WR ... Kris Haines ..... Notre Dame  
 10..... Choice to Kansas City  
 11.... 289 LB ... Monte Coleman ..... Arkansas St.  
 11.... 300WR ... Tony Hall ..... Knoxville  
 ..... (from New England)  
 12..... Choice to Cleveland

## 1980

- 1.... 18... WR ... Art Monk ..... Syracuse



- 2..... Choice to Los Angeles  
 2.... 55... DE ... Mat Mendenhall ..... BYU  
 3..... Choice to San Francisco through LA  
 4..... Choice to Tampa Bay  
 5..... Choice to Buffalo  
 6.... 155. LB ... Farley Bell ..... Cincinnati  
 7.... 187 ..G... Melvin Jones ..... Houston  
 8..... Choice to Miami  
 9.... 241. WR ... L. McCullough ..... Illinois  
 10. 268 RB ... Lewis Walker ..... Utah  
 11.... 295 DE ... Mike Matocha ..... UTA  
 12. 327. DE ... Marcene Emmett ..... N. Alabama

## 1981

- 1..... Choice to Los Angeles  
 1.... 20.... T ... Mark May ..... Pittsburgh  
 ..... (from Los Angeles)  
 2..... Choice to San Francisco  
 3..... Choice to Los Angeles  
 3.... 69.... G... Russ Grimm ..... Pittsburgh  
 ..... (from Miami through LA)  
 4.... 90... QB ... Tom Flick ..... Washington  
 ..... (from Green Bay)  
 4..... Choice to Cleveland  
 5.... 119. DE ... Dexter Manley ..... Oklahoma State  
 5.... 132... G... Gary Sayre ..... Cameron  
 ..... (from Los Angeles)  
 6.... 148. LB ... Larry Kubin ..... Penn State  
 7..... Choice to Los Angeles  
 8.... 201 WR ... Charlie Brown ..... S. Carolina St.  
 9.... 231 ..G... Darryl Grant ..... Rice  
 10. 257. QB ... Phil Kessel ..... N. Michigan  
 10. 267... T ... Allan Kennedy ..... Washington St.  
 ..... (from New England through CLE)  
 11.... 284 WR ... Jerry Hill ..... N. Alabama  
 12. 314. WR ... Clint Didier ..... Portland St.

## 1982

- 1..... Choice to Baltimore through LA  
 2..... Choice to New England through SF  
 2.... 49... DB ... Vernon Dean ..... San Diego St.  
 ..... (from San Diego through LA)  
 3.... 61... WR ... Carl Powell ..... Jackson St.  
 ..... (from Los Angeles)  
 3..... Choice to New Orleans  
 4.... 99... DE ... Todd Liebenstein ..... UNLV  
 5..... Choice to St. Louis  
 5.... 133. TE ... Michael Williams ..... Alabama A&M

- ..... (from Buffalo)  
 6.... 153. LB ... Lamont Jeffers ..... Tennessee  
 7.... 180. LB ... John Schachtner ..... N. Arizona  
 8..... Choice to Cleveland  
 8.... 223 DT ... Ralph Warthen ..... Gardner Webb  
 ..... (from San Francisco through ND)  
 9.... 226 DB ... Ken Coffey ..... SW Texas St.  
 ..... (from New Orleans)  
 9.... 238 DT ... Randy Trautman ..... Boise State  
 10. 254 DE ... Harold Smith ..... Kentucky St.  
 ..... (from New Orleans)  
 10. 265 DB ... Terry Daniels ..... Tennessee  
 11.... 281... K ... Dan Miller ..... Miami (Fla.)  
 ..... (from Miami)  
 11.... 291. QB ... Bob Holly ..... Princeton  
 12. 309... T ... Don Laster ..... Tennessee St.  
 ..... (from New Orleans)  
 12. 322 LB ... Jeff Goff ..... Arkansas

## 1983

- 1.... 28... DB ... Darrell Green ..... Texas A&I  
 2.... 56... RB ... Richard Williams ..... Memphis St.  
 3.... 84... DE ... Charles Mann ..... Nevada  
 4..... Choice to Buffalo through ND  
 5..... Choice to Pittsburgh  
 6.... 166... T ... Bob Winckler ..... Wisconsin  
 ..... (from LA Raiders)  
 6.... 188. QB ... Babe Laufenberg ..... Indiana  
 7.... 196. RB ... Kelvin Bryant ..... North Carolina  
 8.... 224... T ... Todd Hallstrom ..... Minnesota  
 9.... 251. RB ... Marcus Gilbert ..... TCU  
 10. 279. LB ... Geff Gandy ..... Baylor  
 11..... Choice to San Diego  
 12..... Choice to NY Giants

## 1984

- 1..... Choice to NY Giants  
 2.... 31... DT ... Bob Slater ..... Oklahoma  
 ..... (from NY Giants)  
 2.... 55... DE ... Steve Hamilton ..... East Carolina  
 3.... 83... QB ... Jay Schroeder ..... UCLA  
 4.... 102. RB ... Jimmy Smith ..... Elon  
 ..... (from LA Rams through HDU)  
 4..... Choice to Pittsburgh  
 5.... 125. LB ... Jeff Pegues ..... East Carolina  
 ..... (from CHI through SD, SEA and NYG)  
 5..... Choice to SF through LA Raiders  
 6.... 167... T ... Curt Singer ..... Tennessee  
 7.... 195 WR ... Mark Smith ..... North Carolina  
 8.... 223 DB ... Jeff Smith ..... Missouri  
 9..... Choice to New England  
 10. 279 RB ... Keith Griffin ..... Miami (Fla.)  
 11.... 306 TE ... Anthony Jones ..... Wichita St.  
 12. 335 WR ... Curtland Thomas ..... Missouri

## 1985

- 1..... Choice to New Orleans  
 2.... 33... DB ... Tory Nixon ..... San Diego St.  
 ..... (from Atlanta)  
 2..... Choice to St. Louis through ATL  
 3..... Choice to Raiders through HDU  
 4..... Choice to LA Raiders  
 5.... 122. RB ... Raphael Cherry ..... Hawaii  
 ..... (from New Orleans)  
 5..... Choice to Pittsburgh  
 6.... 163. TE ... Danzell Lee ..... Lamar  
 7.... 177. KR ... Jamie Harris ..... Oklahoma State  
 ..... (from Philadelphia)  
 7.... 185. RB ... Lionel Vital ..... Nicholls State  
 ..... (from St. Louis through KC)  
 7..... Choice to LA Raiders through NE  
 8.... 219. DB ... Barry Wilburn ..... Mississippi  
 9.... 247... G... Mitch Geier ..... Troy State  
 10. 263 RB ... Terry Orr ..... Texas  
 ..... (from New Orleans)

# DRAFT HISTORY

10.....Choice to LA Raiders  
 11...290..G....Raleigh McKenzie.....Tennessee  
 .....[from New Orleans]  
 11...304 DB...Garry Kimble.....Sam Houston St.  
 12...309 OT...Dean Hamel.....Tulsa  
 .....[from Buffalo]  
 12...331..LB...Bryan Winn.....Houston

## 1986

1.....Choice to Atlanta  
 2...30...DE...Markus Koch.....Boise State  
 .....[from Atlanta]  
 2...45...WR...Walter Murray.....Hawaii  
 .....[from San Francisco]  
 2.....Choice to PHI through LA Raiders  
 3...75...DB...Alvin Walton.....Kansas  
 4.....Choice to SF through LA Rams  
 5...113..LB...Ravin Caldwell.....Arkansas  
 .....[from Atlanta]  
 5.....Choice to Philadelphia through ATL  
 6...146..QB...Mark Rypien.....Washington St.  
 .....[from Kansas City]



6...156..G.....Jim Huddleston.....Virginia  
 .....[from San Francisco]  
 6.....Choice to Atlanta  
 7...186..RB...Rick Badanjek.....Maryland  
 8...213..LB...Kurt Gouveia.....BYU  
 9...239 DB...Wayne Asberry.....Texas A&M  
 10.....Choice to San Francisco  
 11...297..RB...Kenny Fells.....Henderson St.  
 12...323 WR...Eric Yarber.....Idaho

## 1987

1.....Choice to San Francisco  
 2...30...DB...Brian Davis.....Nebraska  
 .....[from Indianapolis]  
 2...48...T....Wally Kleine.....Notre Dame  
 .....[from NY Jets through LA Raiders]  
 2.....Choice to LA Raiders  
 3.....Choice to Raiders through NE  
 4.....Choice to Buffalo  
 5...117..RB...Timmy Smith.....Texas Tech  
 .....[from Buffalo]  
 5.....Choice to Tampa Bay  
 6...144..DB...Steve Gage.....Tulsa  
 .....[from Buffalo]  
 6...164...T....Ed Simmons.....E. Washington  
 7...192..DB...Johnny Thomas.....Baylor  
 8...219..DB...Clarence Vaughn.....N. Illinois  
 9...248 RB...Alfred Jenkins.....Arizona  
 10...274 WR...Ted Wilson.....Central Florida  
 11...304 WR...Laron Brown.....Texas  
 12...331...C....Ray Hitchcock.....Minnesota

## 1988

1.....Choice to Chicago  
 2...55...K....Chip Lohmiller.....Minnesota  
 3...66...KR...Mike Oliphant.....Puget Sound  
 .....[from LA Rams]

3.....Choice to LA Rams  
 4...109..RB...Jamie Morris.....Michigan  
 5...127..DB...Carl Mims.....Sam Houston St.  
 .....[from New England]  
 5.....Choice to LA Rams  
 6...159..QB...Stan Humphries.....NE Louisiana  
 .....[from Indianapolis]  
 6.....Choice to LA Rams  
 7...193..DB...Harold Hicks.....San Diego St.  
 8...221..RB...Darryl McGill.....Wake Forest  
 9...249 LB...Blake Peterson.....Mesa Co.  
 10...277...T....Henry Brown.....Ohio State  
 11...305 DE...Curt Koch.....Colorado  
 12...315...P....Wayne Ross.....San Diego St.  
 .....[from LA Rams]  
 12.....Choice to LA Rams

## 1989

1.....Choice to Chicago  
 2.....Choice to Dallas through LA Raiders  
 3...66...DT...Tracy Rucker.....Auburn  
 4.....Choice to New England  
 4...110..WR...Erik Affholter.....USC  
 .....[from Chicago through LA Raiders]  
 5.....Choice to Green Bay  
 5...129..DB...Tim Smiley.....Arkansas St.  
 .....[from Indianapolis]  
 5...139..DE...Lybrant Robinson.....Delaware St.  
 .....[from San Fran. through LA Raiders]  
 6...149..DB...AJ Johnson.....SW Texas St.  
 7...179..LB...Kevin Hendrix.....South Carolina  
 8.....Choice to Green Bay  
 9...233 TE...Charles Darrington.....Kentucky  
 10...263..C....Mark Schlereth.....Idaho  
 11.....Choice to TB through LA Rams  
 12...316..TE...Jimmie Johnson.....Howard  
 .....[from San Diego]  
 12...317..RB...Joe Micles.....Mississippi

## 1990

1.....Choice to Atlanta  
 2...46...LB...Andre Collins.....Penn State  
 3...76...G....Moe Elewonibi.....BYU  
 4...86...QB...Cary Conklin.....Washington  
 4.....Choice to Indianapolis  
 4...109..DB...Rico Labbe.....Boston College  
 .....[from San Fran. through LA Raiders]  
 5...130..RB...Brian Mitchell.....SW Louisiana  
 6...160..DT...Kent Wells.....Nebraska  
 7.....Choice to San Diego  
 8.....Choice to Indianapolis  
 9...243..G....Tim Moxley.....Ohio State  
 10...262 DB...DJuan Francisco.....Notre Dame  
 .....[from Miami]  
 10...270..DT...Thomas Rayam.....Alabama  
 11...297..LB...Jon Leverenz.....Minnesota  
 12.....Choice to San Diego

## 1991

1...17...DT...Bobby Wilson.....Michigan State  
 .....[from Houston through NE and DAL]  
 1.....Choice to Dallas  
 2.....Choice to San Diego  
 3...76...RB...Ricky Ervins.....USC  
 4.....Choice to Pittsburgh  
 5.....Choice to Dallas  
 6...159..TE...Dennis Ransom.....Texas A&M  
 7...188 WR...Keith Cash.....Texas  
 8...215..DB...Jimmy Spencer.....Florida  
 9...243 DB...Charles Bell.....Baylor  
 10...270...P....Cris Shale.....Bowling Green  
 11...299..S....David Gulleddge.....Jacksonville St.  
 12...326 WR...Keenan McCardell.....UNLV

## 1992

1...4...WR...Desmond Howard.....Michigan  
 .....[from Cincinnati]  
 1.....Choice to Cincinnati  
 2...47...DE...Shane Collins.....Arizona State  
 .....[from Kansas City through DAL]  
 2.....Choice to Detroit through DAL  
 3...74...G....Paul Siever.....Penn State  
 .....[from Kansas City through DAL]  
 3.....Choice to Cincinnati  
 4...112..QB...Chris Hake.....William & Mary  
 5.....Choice to San Diego  
 6...168..TE...Ray Rowe.....San Diego St.  
 7...196..DB...Calvin Holmes.....USC  
 8...224..G....Darryl Moore.....UTEP  
 9...252 LB...Boone Powell.....Texas  
 10...280 LB...Tony Barker.....Rice  
 11...308 WR...Terry Smith.....Penn State  
 12...336..C....Matt Elliott.....Michigan

## 1993

1...17...DB...Tom Carter.....Notre Dame  
 2...45...RB...Reggie Brooks.....Notre Dame  
 3...71...LB...Rick Hamilton.....UCF  
 3...80...P....Ed Bunn.....UTEP  
 4...101..DE...Sterling Palmer.....Florida State  
 5...128..C....Greg Huntington.....Penn State  
 6...155..DB...Darryl Morrison.....Arizona  
 5...160..TE...Frank Wycheck.....Maryland  
 .....[from Minnesota]  
 7.....Choice to Pittsburgh  
 8...212..LB...Lamont Hollinquest.....USC

## 1994

1...3...QB...Heath Shuler.....Tennessee  
 2...31...T....Tré Johnson.....Temple  
 3...68..WR...Tydus Winans.....Fresno State  
 3...97...G....Joe Patton.....Alabama A&M  
 4...105..TE...Kurt Haws.....Utah  
 5.....Choice to Minnesota  
 6...163..DE...Dexter Nottage.....Florida A&M  
 7...197..QB...Gus Frerotte.....Tulsa

## 1995

1...4...WR...Michael Westbrook.....Colorado  
 2...37...C....Cory Raymer.....Wisconsin  
 3...68..CB...Cory Pounds.....Nicholls State  
 4...103..RB...Larry Jones.....Miami (Fla.)  
 5...137..TE...Jamie Asher.....Louisville  
 .....[from Houston]  
 5.....Choice to Oakland  
 5...152..DE...Rich Owens.....Lehigh  
 .....[from Green Bay through OAK]  
 6...176..T....Brian Thure.....California  
 7.....Choice to Arizona  
 7...226 CB...Scott Turner.....Illinois  
 .....[from Oakland]

## 1996

1.....Choice to St. Louis  
 1...30...T....Andre Johnson.....Penn State  
 2.....Choice to Dallas  
 3.....Choice to Dallas  
 4...102..RB...Stephen Davis.....Auburn  
 5...138...S....Leomont Evans.....Clemson  
 6...174..DE...Kelvin Kinney.....Virginia St.  
 7...215..LB...Jeremy Asher.....Oregon  
 7...250 WR...Deandre Maxwell.....San Diego St.  
 .....[Compensatory Selection]

## 1997

1...17...DE...Kenard Lang.....Miami (Fla.)  
 2...51...LB...Greg Jones.....Colorado  
 3...80...LB...Derek Smith.....Arizona State  
 4...115..WR...Albert Connell.....Texas A&M

# DRAFT HISTORY

- 5....132...S....Jamel Williams..... Nebraska  
 .....(from Houston)  
 5....140.CB...Keith Thibodeaux..... NW Louisiana  
 .....(from Oakland through ATL)  
 5....148.LB...Twan Russell..... Miami (Fla.)  
 5....162...G....Brad Badger.....Stanford  
 .....(Compensatory Selection)  
 6.....Choice to Atlanta  
 7.....Choice to Atlanta

## 1998

- 1.....Choice to Cincinnati  
 2....48...TE...Stephen Alexander.....Oklahoma  
 3....69...RB...Skip Hicks.....UCLA  
 .....(from New Orleans)  
 3.....Choice to Cincinnati  
 4.....Choice to Oakland  
 4....113.LB...Shawn Barber.....Richmond  
 .....(from Detroit through OAK)  
 5....140...C....Mark Fischer.....Purdue  
 6....170.WR...Pat Palmer.....Northwestern St.  
 7....191.CB...David Terrell.....UTEP  
 .....(from Oakland)  
 7....206 LB...Antwaune Ponds.....Syracuse

## 1999

- 1....7....CB...Champ Bailey.....Georgia  
 .....(from Chicago)  
 1.....Choice to Minnesota  
 2....37...T....Jon Jansen.....Michigan  
 .....(from Chicago)  
 2.....Choice to Oakland through CHI  
 3.....Choice to Pittsburgh through MIN  
 4.....Choice to Chicago  
 4....107.LB...Nate Stimson.....Georgia Tech  
 .....(from New Orleans)  
 5.....Choice to Chicago  
 5....165...T....Derek Smith.....Virginia Tech  
 .....(from Denver)  
 6....181...K....Jeff Hall.....Tennessee  
 7....217.WR...Tim Alexander.....Oregon State

## 2000

- 1....2....LB...LaVar Arrington.....Penn State  
 .....(from New Orleans)  
 1....3....OL...Chris Samuels.....Alabama  
 .....(from San Francisco)  
 1.....Choice to San Francisco  
 2.....Choice to Minnesota  
 3....64...DB...Lloyd Harrison.....NC State  
 .....(from New Orleans)  
 3.....Choice to Chicago  
 4.....Choice to Seattle through SF  
 4....129.OL...Michael Moore.....Troy State  
 .....(Compensatory Selection)  
 5.....Choice to Denver through SF and SEA  
 5....155.DB...Quincy Sanders.....UNLV  
 .....(from Minnesota)  
 6.....Choice to Philadelphia  
 6....202 QB...Todd Husak.....Stanford  
 .....(Compensatory Selection)  
 7....216.OL...Del Cowsette.....Maryland  
 .....(from Pittsburgh)  
 7.....Choice to OAK through DEN and SEA  
 7....250 WR...Ethan Howell.....Oklahoma State  
 .....(Compensatory Selection)

## 2001

- 1....15...WR...Rod Gardner.....Clemson  
 2....45...CB...Fred Smoot.....Mississippi St.  
 3.....Choice to Kansas City  
 4....109.QB...Sage Rosenfels.....Iowa State  
 5.....Choice to St. Louis  
 5....154 WR...Darmerien McCants.....Delaware St.  
 .....(from Denver through STL)

- 6.....Choice to Miami  
 6....186.DT...Mario Monds.....Cincinnati  
 .....(from St. Louis)  
 7.....Choice to Atlanta through DEN

## 2002

- 1.....Choice to Atlanta through Oakland  
 1....32...QB...Patrick Ramsey.....Tulane  
 .....(from New England)  
 2.....Choice to Baltimore  
 2....56...RB...Ladell Betts.....Iowa  
 .....(from Baltimore)  
 3....79...CB...Rashad Bauman.....Oregon  
 .....(from Cleveland through JAX)  
 3.....Choice to St. Louis through KC  
 3....87...WR...Cliff Russell.....Utah  
 .....(from Baltimore)  
 4.....Choice to Jacksonville  
 5.....Choice to NY Jets  
 5....159CB/S Andre Lott.....Tennessee  
 .....(from Baltimore)  
 5....160.TE...Robert Royal.....LSU  
 .....(from NY Jets)  
 6....192.DT...Reggie Coleman.....Tennessee  
 7....230 LS...Jeff Grau.....UCLA  
 7....234 DE...Greg Scott.....Hampton  
 .....(from NY Jets through NE)  
 7....257 FB...Rock Cartwright.....Kansas State  
 .....(Compensatory Selection)

## 2003

- 1.....Choice to NE through NYJ and CHI  
 2....44.WR...Taylor Jacobs.....Florida  
 3.....Choice to Houston through NE  
 3....81...G....Derrick Dockery.....Texas  
 .....(from New England)  
 4.....Choice to St. Louis  
 5.....Choice to Jets (from DAL through NE)  
 5.....Choice to Detroit  
 6.....Choice to Philadelphia through GB  
 7.....Choice to Carolina through MIA  
 7....232 QB...Gibran Hamdan.....Indiana  
 .....(from Miami)

## 2004

- 1....5....S....Sean Taylor.....Miami (Fla.)



- 2.....Choice to Denver  
 3.....Choice to Green Bay through JAX  
 3....81...TE...Chris Cooley.....Utah State  
 .....(from New Orleans)  
 4.....Choice to SF through NE and CHI  
 5.....Choice to New Orleans  
 5....151..OL...Mark Wilson.....California  
 .....(from Minnesota through NO)  
 6.....Choice to Denver  
 6....180.OL...Jim Molinaro.....Notre Dame  
 .....(from Chicago)  
 7.....Choice to TB through NO and DAL

## 2005

- 1....9....CB...Carlos Rogers.....Auburn  
 1....25...QB...Jason Campbell.....Auburn  
 .....(from Denver)  
 2.....Choice to New Orleans  
 3.....Choice to Denver  
 4....120.FB...Manuel White.....UCLA  
 .....(from Minnesota)  
 5.....Choice to Philadelphia  
 5....154.LB...Robert McCune.....Louisville  
 .....(from Minnesota)  
 6....183.LB...Jarred Newberry.....Stanford  
 7....222 FB...Nehemiah Broughton.....The Citadel

## 2006

- 1.....Choice to San Francisco via Denver  
 2....35...LB...Rocky McIntosh.....Miami (Fla.)  
 .....(from NY Jets)  
 3.....Choice to San Francisco  
 4.....Choice to Denver  
 5....153.DT...Anthony Montgomery.....Minnesota  
 6....173..S....Reed Doughty.....Northern Colorado  
 .....(from NY Jets)  
 6.....Choice to NYJ via NYJ and DAL  
 6....186.OL...Kedric Golston.....Georgia  
 .....(from Carolina)  
 7....230 OL...Kili Lefotu.....Arizona  
 7....250 LB...Kevin Simon.....Tennessee  
 .....(Compensatory Selection)

## 2007

- 1....6....S....LaRon Landry.....LSU  
 2.....Choice to SD through CHI and NYJ  
 3.....Choice to Denver  
 4.....Choice to San Francisco  
 5....143.LB...Dallas Sartz.....USC  
 6....179.LB...H.B. Blades.....Pittsburgh  
 6....205 QB...Jordan Palmer.....UTEP  
 .....(from Chicago)  
 7....216.TE...Tyler Ecker.....Michigan

## 2008

- 1.....Choice to Atlanta  
 2....34.WR...Devin Thomas.....Michigan State  
 .....(from Oakland through ATL)  
 2....48...TE...Fred Davis.....USC  
 .....(from Houston through ATL)  
 2....51...WR...Malcolm Kelly.....Oklahoma  
 3.....Choice to Atlanta  
 3....96...T....Chad Rinehart.....Northern Iowa  
 .....(Compensatory Selection)  
 4.....Choice to Denver  
 4....124.CB...Justin Tryon.....Arizona State  
 .....(from Tennessee)  
 5.....Choice to Atlanta  
 6....168...P....Durant Brooks.....Georgia Tech  
 .....(from St. Louis)  
 6....180..S....Kareem Moore.....Nicholls State  
 .....(from Denver through STL)  
 6....186.QB...Colt Brennan.....Hawaii  
 7.....Choice to St. Louis  
 7....242 DE...Rob Jackson.....Kansas State  
 .....(Compensatory Selection)  
 7....249..S....Chris Horton.....UCLA  
 .....(Compensatory Selection)

# DRAFT HISTORY

## 2009

- 1....13....LB...Brian Drakpo.....Texas
- 2.....Choice to Miami
- 3....80....CB...Kevin Barnes.....Maryland
- 4.....Choice to Detroit through NYJ
- 5.....Choice to Minnesota
- 5....158..LB...Cody Glenn.....Nebraska  
.....(from Minnesota)
- 6....186..LB...Robert Henson.....TCU
- 7....221..FB...Eddie Williams.....Idaho  
.....(from Washington through MIN)
- 7....243 WR...Marko Mitchell.....Nevada  
.....(Compensatory Selection)

## 2010

- 1....4.....T....Trent Williams.....Oklahoma



- 2.....Choice to Philadelphia
- 3.....Yielded to supplemental (Jeremy Jarmon)
- 4....103..LB...Perry Riley.....LSU
- 5.....Choice to Atlanta through STL
- 6....174..FB...Dennis Morris.....Louisiana Tech  
.....(from Washington through MIA)
- 7.....Choice to St. Louis
- 7....219..WR...Terrence Austin.....UCLA  
.....(from Miami)
- 7....229..C....Erik Cook.....New Mexico  
.....(from New England)
- 7....231..T....Selvish Capers.....West Virginia  
.....(from PHI through DEN and NE)

## 2011

- 1.....Choice to Jacksonville
- 1....16....LB...Ryan Kerrigan.....Purdue  
.....(from Jacksonville)
- 2....41....DL...Jarvis Jenkins.....Clemson
- 3.....Choice to New Orleans
- 3....79...WR...Leonard Hankerson.....Miami (Fla.)  
.....(from Miami)
- 4.....Choice to Tampa Bay through PHI
- 4....105..RB...Roy Helu.....Nebraska  
.....(from Houston)
- 5.....Choice to Houston
- 5....146..S....DeJon Gomes.....Nebraska  
.....(from Miami)
- 5....155 WR...Niles Paul.....Nebraska  
.....(from New Orleans)
- 6....177..RB...Evan Royster.....Penn State
- 6....178 WR...Aldrick Robinson.....SMU  
.....(from Houston)
- 7....213..CB...Brandyn Thompson.....Boise State
- 7....217..OL...Maurice Hurt.....Florida  
.....(from Miami)
- 7....224 LB...Markus White.....Florida State  
.....(from Indianapolis)
- 7....253 NT...Chris Neild.....West Virginia  
.....(Compensatory Selection)

## 2012

- 1....2....QB...Robert Griffin III.....Baylor  
.....(from St. Louis)
- 1.....Choice to Dallas through STL
- 2.....Choice to St. Louis
- 3.....Choice to Buffalo
- 3....71....G....Josh LeRibeus.....SMU  
.....(from Buffalo)
- 4....102..QB...Kirk Cousins.....Michigan State
- 4....119..LB...Keenan Robinson.....Texas  
.....(from Pittsburgh)
- 5....141..G....Adam Gettis.....Iowa
- 6....173..RB...Alfred Morris.....Florida Atlantic  
.....(from Minnesota)
- 6.....Choice to Arizona
- 6....193..T....Tom Compton.....S. Dakota  
.....(from Pittsburgh)
- 7....213..CB...Richard Crawford.....SMU
- 7....217..CB...Jordan Bernstine.....Iowa  
.....(from Buffalo)

## 2013

- 1.....Choice to Atlanta through STL
- 2....51....CB...David Amerson.....N.C. State
- 3....85...TE...Jordan Reed.....Florida
- 4....119..S....Phillip Thomas.....Fresno State
- 5....154..RB...Chris Thompson.....Florida State
- 5....162..LB...Brandon Jenkins.....Florida State  
.....(from New England)
- 6....191..S....Bacarri Rambo.....Georgia
- 7....228 RB...Jawan Jamison.....Rutgers

## 2014

- 1.....Choice to St. Louis
- 2.....Choice to Dallas
- 2....47...LB...Trent Murphy.....Stanford  
.....(from Dallas)
- 3....66....T....Morgan Moses.....Virginia
- 3....78....G....Spencer Long.....Nebraska  
.....(from Dallas)
- 4....102..CB...Bashaud Breeland.....Clemson
- 5....142 WR...Ryan Grant.....Tulane
- 6.....Choice to Tennessee
- 6....186..RB...Lache Seastrunk.....Baylor  
.....(from Tennessee)
- 7....217..TE...Ted Bolser.....Indiana
- 7....228..K....Zach Hocker.....Arkansas  
.....(from Tennessee)

## 2015

- 1....5....DL...Brandon Scherff.....Iowa
- 2....38...LB...Preston Smith.....Mississippi St.
- 3.....Choice to Seattle
- 3....95...RB...Matt Jones.....Florida  
.....(from Seattle)
- 4....105 WR...Jamison Crowder.....Duke
- 4....112..OL...Arie Kouandjio.....Alabama  
.....(from New Orleans through SEA)
- 5....141..LB...Martrell Spaight.....Arkansas
- 6....181..S....Kyshoen Jarrett.....Virginia Tech  
.....(from NY Jets through SEA)
- 6....182..CB...Tevin Mitchel.....Arkansas
- 6....187..WR...Evan Spencer.....Ohio State  
.....(from New Orleans)
- 7....222..C....Austin Reiter.....South Florida

## 2016

- 1....21...WR...Josh Doctson.....TCU



- 2....53..LB/S...Su'a Cravens.....USC
- 3....84...CB...Kendall Fuller.....Virginia Tech
- 4.....Choice to New Orleans
- 5....152..DE...Matt Ioannidis.....Temple  
.....(from New Orleans)
- 5.....Choice to NY Jets
- 6....167..QB...Nate Sudfeld.....Indiana  
.....(from New Orleans)
- 6....232..LB...Steven Daniels.....Boston College  
.....(from Tampa Bay)
- 7....242..RB...Keith Marshall.....Georgia

# DRAFT HISTORY

## FIRST SELECTIONS: PRE-COMMON DRAFT

Year	Rd	Pos	Player	School
1936	1	QB	Riley Smith	Alabama
1937	1	QB	Sammy Baugh	TCU
1938	1	B	Andy Farkas	Detroit
1939	1	T	I.B. Hale	TCU
1940	1	B	Ed Boell	NYU
1941	1	B	Forrest Evashevski	Michigan
1942	1	B	Ordan Sanders	Texas
1943	1	B	Jack Jenkins	Missouri
1944	1	B	Mike Micka	Colgate
1945	1	B	Jim Hardy	USC
1946	1	B	Cal Rossi	UCLA
1947	1	B	Cal Rossi	UCLA
1948	1	B	Harry Gilmer	Alabama
1949	1	FB	Rob Goode	Texas A&M
1950	1	HB	George Thomas	Oklahoma
1951	1	FB	Leon Heath	Oklahoma
1952	1	QB	Larry Isbell	Baylor
1953	1	QB	Jack Scarbath	Maryland
1954	1	TE	Steve Meilinger	Kentucky
1955	1	QB	Ralph Guglielmi	Notre Dame
1956	1	RB	Ed Vereb	Maryland
1957	1	FB	Don Bosseler	Miami
1958	2	RB	Mike Sommer	G. Washington
1959	1	QB	Don Allard	Boston College
1960	1	QB	Richie Lucas	Penn State
1961	1	QB	Norman Snead	Wake Forest
1962	1	RB	Ernie Davis	Syracuse
1963	1	TE	Pat Richter	Wisconsin
1964	1	RB	Charley Taylor	Arizona State
1965	2	T	Bob Breitenstein	Tulsa
1966	1	K	Charlie Gogolak	Princeton

## FIRST SELECTIONS: COMMON DRAFT ERA

Year	Rd	Pos	Player	School
1967	1	FB	Ray McDonald	Idaho
1968	1	DB	Jim Smith	Oregon
1969	2	DB	Eugene Epps	UTEP
1970	2	DE	Bill Brundige	Colorado
1971	2	WR	Cotton Speyrer	Texas
1972	8	RB	Moses Denson	Maryland
1973	5	G	Charles Cantrell	Lamar
1974	6	TE	Jon Keyworth	Colorado
1975	5	RB	Mike Thomas	UNLV
1976	5	T	Mike Hughes	Baylor
1977	4	DE	Duncan McColl	Stanford
1978	6	RB	Tony Green	Florida
1979	4	TE	Don Warren	San Diego State
1980	1	WR	Art Monk	Syracuse
1981	1	T	Mark May	Pittsburgh
1982	2	CB	Vernon Dean	San Diego State
1983	1	CB	Darrell Green	Texas A&I
1984	2	DT	Bob Slater	Oklahoma
1985	2	CB	Tory Nixon	San Diego State
1986	2	DE	Markus Koch	Boise State
1987	2	CB	Brian Davis	Nebraska
1988	2	K	Chip Lohmiller	Minnesota
1989	3	DT	Tracy Rocker	Auburn
1990	2	LB	Andre Collins	Penn State
1991	1	DT	Bobby Wilson	Michigan State
1992	1	WR	Desmond Howard	Michigan
1993	1	CB	Tom Carter	Notre Dame
1994	1	QB	Heath Shuler	Tennessee
1995	1	WR	Michael Westbrook	Colorado
1996	1	T	Andre Johnson	Penn State
1997	1	DE	Kenard Lang	Miami
1998	2	TE	Stephen Alexander	Oklahoma
1999	1	CB	Champ Bailey	Georgia
2000	1	LB	LaVar Arrington	Penn State
2001	1	WR	Rod Gardner	Clemson
2002	1	QB	Patrick Ramsey	Tulane
2003	2	WR	Taylor Jacobs	Florida
2004	1	S	Sean Taylor	Miami
2005	1	CB	Carlos Rogers	Auburn
2006	2	LB	Rocky McIntosh	Miami
2007	1	S	LaRon Landry	Louisiana State
2008	2	WR	Devin Thomas	Michigan State
2009	1	LB/DE	Brian Orakpo	Texas
2010	1	T	Trent Williams	Oklahoma
2011	1	LB	Ryan Kerrigan	Purdue
2012	1	QB	Robert Griffin III	Baylor
2013	2	CB	David Amerson	N.C. State
2014	2	LB	Trent Murphy	Stanford
2015	1	T	Brandon Scherff	Iowa
2016	1	WR	Josh Doctson	TCU




Andy Farkas

# HALL OF FAMERS

Since the Pro Football Hall of Fame opened its doors in Canton, Ohio, on Sept. 7, 1963, 303 players/coaches/administrators have been selected for enshrinement into the Pro Football Hall of Fame, including the eight-member class scheduled for induction in 2016. The Redskins have 29 members enshrined, including most recently guard Dick Stanfel in 2016.

INDUCTEE	POSITION/ROLE	REDSKINS TENURE	INDUCTION
Sammy Baugh	QB	1937-52	Charter Member in 1963
Earl (Curly) Lambeau	Coach	1952-53	Charter Member in 1963
George Preston Marshall	Founder	1932-1969	Charter Member in 1963
Bill Dudley	RB	1950-51, 53	Inducted in 1966
Cliff Battles	RB	1932-37	Inducted in 1968
Wayne Millner	E	1936-41, 45	Inducted in 1968
Turk Edwards	T	1932-40	Inducted in 1969
Vince Lombardi	Coach	1969	Inducted in 1971
Ray Flaherty	Coach	1937-42	Inducted in 1976
David (Deacon) Jones	DE	1974	Inducted in 1980
Sam Huff	LB	1964-67, 69	Inducted in 1982
Sonny Jurgensen	QB	1964-74	Inducted in 1983
Bobby Mitchell	FL	1962-68	Inducted in 1983
Charley Taylor	WR	1964-77	Inducted in 1984
Ken Houston	S	1973-80	Inducted in 1986
Stan Jones	DT	1966	Inducted in 1991
John Riggins	RB	1976-79, 81-85	Inducted in 1992
Joe Gibbs	Coach	1981-92	Inducted in 1996
Paul Krause	S	1964-67	Inducted in 1998
George Allen	Coach	1971-77	Inducted in 2002
Darrell Green	CB	1983-2002	Inducted in 2008
Art Monk	WR	1980-93	Inducted in 2008
Bruce Smith	DE	2000-03	Inducted in 2009
Russ Grimm	OG	1981-91	Inducted in 2010
Deion Sanders	CB	2000	Inducted in 2010
Chris Hanburger	LB	1965-78	Inducted in 2011
Dave Robinson	LB	1973-74	Inducted in 2013
Andre Reed	WR	2000	Inducted in 2014
Dick Stanfel	G	1956-58	Inducted in 2016



Bobby Mitchell (Class of 1983)



Art Monk (Class of 2008)

# IMPORTANT DATES

## The Start - July 9, 1932

George P. Marshall headed a group (Vincent Bendix, Jay O'Brien, Dorland Doyle) that bought an National Football League franchise in Boston. They contracted to play in Braves Field, home of the National League Baseball team, and were called "The Braves."

## The Name

The Boston Gridders moved to Fenway Park, home of the American League Red Sox, and "The Braves" became "The Redskins."

## The Franchise - Feb. 13, 1937

The Washington Redskins were officially born as the National Football League approved the transfer of the Boston Redskins franchise to Washington, D.C., and a new history began.

## The Band - Aug. 9, 1937

The famed Redskins Band was founded and it was the first of its kind.

## First Victory - Sept. 16, 1937


The First Game! The Franchise's Thursday night opener drew 19,941 fans to flood-lighted Griffith Stadium. Riley Smith scored on a 60-yard interception return, while the team added two field goals and an extra point to make the final score - Redskins 13, Giants 3.

## First Title - Dec. 5, 1937

Ten thousand fans stomped up Broadway behind the brass band following the franchise's first title. In the game, Sammy Baugh completed 11-of-15 passes, while Cliff Battles had touchdown runs of 75 and 76 yards as the team routed the Giants, 49-14, for the Eastern Championship.

## World Champs! - Dec. 12, 1937

Freezing weather, frozen field and the icy-nerved Bears couldn't stop Sammy Baugh (center below). He completed 17-of-33 passes for 335 yards and three touchdowns. Wayne Millner (right), the all-time Notre Dame great, finished with nine catches for 160 yards, including 77- and 55-yard touchdowns.



## Westward Ho! - Aug. 2, 1939

The Redskins set forth on their first coast-to-coast football training trip. Training site: Eastern State Normal School in Cheney, Wash.

## Zero Hour - Oct. 1, 1939

The Redskins and Giants battled in the mud and rain as the outcome wound up being a scoreless tie, the only scoreless tie in Redskins history.

## Record Pass - Oct. 15, 1939

From the kick formation and standing deep in the end zone, Frank Filchock flipped a pass to Andy Farkas who went all the way for the touchdown. It was the longest pass play in National Football League history, 99 yards.

## East Champs - Dec. 1, 1940

Miniature-sized Davey O'Brien of the Eagles completed 33 passes in 60 attempts, but the Redskins won 13-6 to clinch the Eastern Championship.

## 73-to-0hhh! - Dec. 8, 1940

Despite the Redskins gaining the same number of first downs as the Bears in the World Championship Game at Griffith Stadium, the team lost 73-0.

## California - Aug. 18, 1941

The Redskins brought pro football on a large scale to California for the first time. They established training quarters in San Diego at Brown Military Academy.

## Title Escapes - Nov. 23, 1941

There were 50 seconds to go in the Eastern Championship Game and the Redskins held a 13-10 lead, but the Giants managed to score a field goal and a touchdown to win, 20-13.

## Only Loss - Sept. 27, 1942

The Giants are unable to convert a first down, gained only ONE yard rushing and completed just ONE pass — but it was good for a touchdown. They then captured another touchdown on an interception and the Redskins suffered their only 1942 defeat, 14-7.

## World Champs! - Dec. 13, 1942

The Bears took an early lead on an errant pass from center, but Sammy Baugh's 85-yard quick kick set them back on their heels. Wilbur Moore then made a vital interception and followed with a sensational catch for a 38-yard touchdown. Andy Farkas capped the victory by carrying the ball 10 of 12 times on an 80-yard touchdown drive. Score: 14-6.

## Runner Up - Dec. 26, 1943

Sam suffered a concussion early, tackling Sid Luckman on a punt return and the Bears went on to win the NFL title, 41-21.

## To a T - July 30, 1945

Redskins abandoned their double-wing formation and adopted the T-formation.

## East Champs - Dec. 9, 1945

The Redskins had two straight shutouts, the first coming against the Steelers, 24-0, on Dec. 2 and the team defeated the Giants, 17-0, en route to an Eastern title.

## One Point Shy - Dec. 16, 1945

In subzero weather, the Redskins lost the world title to Rams, 15-14, on freakish plays. Baugh's pass from the end zone hit the goal-post for a safety (no longer allowed); and Bob Waterfield's try-for-point hit the crossbar and bounced over.

## Charity Game - Sept. 6, 1946

The inaugural Redskins-Rams game for benefit for the Los Angeles Times Charities, Inc. drew 68,188 to Memorial Coliseum and netted the Times Boys Club \$96,711.23.

## High Note - June 13, 1947

The Redskins Band performed at the Philadelphia Inquirer's Famed Festival of Music alongside Whiteman, Waring and the Philharmonic.

# IMPORTANT DATES

## **Champs Trumped - Nov. 23, 1947**

Fans cheered on Sam Baugh who thanked them with six touchdown tosses, routing the previous-champion Cards, 45-21.

## **First on TV - June 14, 1950**

American Oil announced plans to televise all Redskins games - no other pro teams were on TV.

## **Baugh-to-Bach - Oct. 10, 1954**

Dr. Howard Mitchell led his National Symphony Orchestra at mid-field in a halftime show.

## **TD Torrent - Oct. 1, 1955**

Twenty-one points in 137 seconds! The Eagles led 16-0 in the 3rd quarter when Brito recovered a fumble on the Eagles' 32 and LeBaron then passed to Janowicz for the touchdown. Torgeson recovered a fumble on Eagles 13 and Janowicz went on to score. The Redskins won, 31-30.

## **The Alumni - Oct. 15, 1958**

The Redskins Alumni Association was established. Twenty-three former players residing here adopted a formal constitution and bylaws. They invited all non-resident ex-Redskins to join.

## **New Home - Dec. 12, 1958**

Redskins signed a 30-year lease to play in a proposed D.C. Stadium that Congress gave the go-ahead to build.

## **Home Debut - Oct. 1, 1961**

The first game in the new D.C. Stadium drew 37,767. The Redskins failed to hold a 21-7 lead and the Giants won, 24-21.

## **Redskins Trade for Mitchell - Dec. 14, 1961**

The Redskins finalize an agreement to send their 1962 first overall draft pick, Heisman trophy winning back Ernie Davis, to the Cleveland Browns in exchange for future Pro Football Hall of Famer Bobby Mitchell.

## **Four of a Kind - Dec. 17, 1961**

Dick James scored four touchdowns to set the Redskins single game scoring record in a 34-24 win over Dallas.

## **Sonny and Sam - 1964**

The Redskins stunned the public by trading QB Norm Snead to the Eagles for veteran QB Sonny Jurgensen. The team then repeated the performance by shipping favorite Dick James to New York for Sam Huff.

## **A Sunny Day - Oct. 11, 1964**

Sonny Jurgensen out-duelled Norm Snead by throwing four touchdowns against the Eagles in the first meeting of the traded quarterbacks.

## **Record Rally - Nov. 28, 1965**

Sonny Jurgensen sparked the then-largest comeback win in team history. Down 21-0, the Redskins recorded a 34-31 victory over the Cowboys as Sonny passed for over 400 yards and three touchdowns.

## **Graham Era - Jan. 25, 1966**

The Redskins hired former Cleveland star, Otto Graham, as their Head Coach and General Manager.

## **TD Jamboree - Nov. 27, 1966**

The Redskins and Giants scored the most points in NFL history as they tied or set many team and league records in Washington's rout of New York, 72-41.

## **Record Breakers - 1967**

Sonny Jurgensen set new Redskins and NFL passing records for most attempts, completions, and yards in a season. Receivers Charley Taylor, Jerry Smith and Bobby Mitchell finished first, second and fourth in the League; it was the highest ever by receivers on the same team.

## **Lombardi Hired - Feb. 7, 1969**

The unbelievable happened - Vince Lombardi left Green Bay to become the head coach of the Redskins.

## **George Preston - Aug. 9, 1969**

George Preston Marshall, founder of the Washington Redskins, died at his home at the age of 72.

## **A Winning Season - Dec. 14, 1969**

The Redskins defeated New Orleans by a score of 17-14 to ensure their first winning season since 1955. The victory also continued Coach Lombardi's record of never having coached a losing NFL team.

## **Lombardi Dies - Sept. 3, 1970**

The sports world grieves the death of Vincent T. Lombardi, Head Coach and Executive Vice President of the Redskins.

## **1,000-Yard Club - Dec. 13, 1970**

Larry Brown, on the second offensive play of the game against the Eagles and needing four yards to break the 1,000-yard barrier, gained 12 yards to become the first Redskin in history to become a member of the 1,000-yard club.



## **NFL Rushing Champ - Dec. 20, 1970**

Larry Brown ended the season as the top rusher in the NFL with a total of 1,125 yards on 237 attempts for a 4.7 avg. He was the first Redskin since Cliff Battles in 1937 to win the rushing title.

## **Allen Hired - Jan. 6, 1971**

George Allen, winningest coach in the NFC, was named the Redskins' Head Coach and General Manager.

## **A New Home - June 2, 1971**

Groundbreaking ceremonies were held for the Redskins new home, Redskins Park, near Dulles Airport.

## **Future is Now - 1971**

Allen guided the Redskins to the most wins, nine, in 29 years with a 9-4-1 record. It was the first time in 29 years that the Redskins earned a championship playoff game.

## **Coach of the Year - 1971**

George Allen was voted NFL and NFC "Coach of the Year."



# IMPORTANT DATES

## **NFC Champions - 1972**

The Redskins won their first title in 30 years with a convincing 26-3 win over the defending World Champion Dallas Cowboys in RFK Stadium, following a 16-3 playoff victory over Green Bay. The Redskins lost 14-7 to Miami in Super Bowl VII in the L.A. Coliseum.

## **Player of Year - 1972**

Larry Brown, honored by all selections as NFL "Player of Year," won NFC rushing title by setting a new Redskins rushing record with his 1,216 yards.

## **NFC Coach of the Year - 1972**

For a second year in a row, George Allen awarded "Coach of Year" honors.

## **4th Straight Playoffs - 1974**

For the fourth consecutive year, George Allen's "Over the Hill Gang" reached the playoffs.

## **Jurgensen Retires - May 1, 1975**

Quarterback Sonny Jurgensen retired after playing for 18 seasons in the NFL, 11 in a Redskins uniform.

## **All-Time Receiver - Dec. 21, 1975**

Redskins wide receiver Charley Taylor became the all-time receptions leader in NFL history with his 634th career catch coming against the Eagles in the season's finale.

## **Milton King Dies - Jan. 23, 1976**

Milton King, vice president and treasurer of the Redskins, died at the age of 85.

## **Return to Playoffs - 1976**

By winning the final four games, including wins at Dallas and at St. Louis, the Redskins made the playoffs for the fifth time in six years under Allen.

## **Pardee Hired - Jan. 24, 1978**

Jack Pardee, former Redskin player and coach, was named the 19th head coach in Redskins history.

## **Presidential Visit - Oct. 2, 1978**

President Jimmy Carter became the second President ever to attend a regular season NFL game when he and Mrs. Carter, along with son Chip and wife Caron, saw the Monday night Cowboys-Redskins clash.

## **Off to the Races - 1978**

By winning the first six games, including wins over rivals Dallas and St. Louis and playoff bound New England, the Redskins enjoyed their best start in over 35 years.

## **Good News, Bad News - 1979**

The 10-6 record was the ninth consecutive year that the Redskins finished .500 or better. Both the division title and wild card playoff game were lost in the final seconds of the game in Dallas, 35-34.

## **100 Straight - 1980**

The Redskins extended the NFL's longest consecutive streak of sellouts to 100, dating back to 1966.

## **Gibbs Hired - Jan. 13, 1981**

Joe Gibbs, offensive coordinator of the San Diego Chargers, became the 20th head coach in Redskins history.

## **Finishing Kick - 1981**

Victorious in 8 of their final 11 games, Coach Gibbs and his Redskins set or tied 13 club records.

## **Huff Inducted - Aug. 7, 1982**

Former Redskin and Giant Sam Huff was inducted into the Pro Football Hall of Fame.

## **A New Beginning - Sept. 12, 1982**

With the 0-5 start of a year ago, the 0-4 preseason fresh on everyone's mind, Mark Moseley lifted the burden with a 26-yard overtime field goal to give the Redskins a victory over Philadelphia. Moseley had only minutes earlier sent the game into overtime with a 48-yard field goal.

## **Hogs Take Their Bows - Jan. 15, 1982**

The celebrated Hogs created enough holes in the Viking defense for John Riggins to plow for a Redskins playoff record 185 yards, leading Washington to a 21-7 win and a spot in the NFC Championship. Before leaving the game, Riggins gallantly bowed to the 54,000-plus Redskins faithful who roared in approval.

## **Strike! - Sept. 21, 1982**

The NFL players walked out in a strike that would last until Nov. 17. In all, eight games were missed, seven cancelled.

## **Holy Moseley! - Dec. 19, 1982**

With time running out, the game on the line, with an NFL record at stake, Mark Moseley beat the Giants by booting his 21st straight field goal in a snowy RFK Stadium. The kick broke Garo Yepremian's record of 20 consecutive field goals made and gave the Redskins a 15-14 win. Also, in the game, John Riggins became only the fifth back in NFL history to exceed 2,000 carries (Payton, Simpson, Brown, and Harris are the others).

## **A Whitewash - Jan. 2, 1983**

For the first time since 1980, the Redskins post a shutout by beating the Cardinals 28-0. Their 8-1 record was the best in the NFC, giving them home-field advantage throughout the playoffs. The 128 points given up by the Redskins defense is the fewest in the NFL.

## **Sweet Revenge - Jan. 22, 1983**

The Redskins avenged their only loss of the season, setting back the Cowboys, 31-17, to reach their second Super Bowl, and first in 10 years.

## **Super Bowl Win! - Jan. 30, 1983**

The Redskins won Super Bowl XVII downing the Dolphins 27-17. Their win streak reached eight, and 15 of 16 and 20 of 24 over two seasons. Jack Kent Cooke accepted the Super Bowl Trophy from Pete Rozelle in the locker room as MVP Riggins boasts, "Ron may be President, but for tonight, I'm King." The Redskins' 12-1 record was the fifth best NFL mark in the last 50 years, and their best ever.

## **Hails from the Chief - Jan. 31, 1983**

President Reagan and Mrs. Reagan were at Dulles Airport to greet the World Champion Redskins as they arrived back from California.

## **Parade of Stars - Feb. 3, 1983**

The entire city of Washington celebrated as the Redskins paraded before some 500,000 fans in a downtown ceremony amidst pouring rain. Coach Gibbs holds up the Super Bowl Trophy and proclaimed, "This is for you."

## **High Honors - 1983**

Joe Gibbs was named Coach of the Year. Mark Moseley was the first special teams player in history named NFL MVP by Associated Press, Joe Theismann was Miller Man of the Year, and five Redskins (the most since 1972) were named to the Pro Bowl: Moseley, Theismann, Tony Peters, Charlie Brown

# IMPORTANT DATES

and Mike Nelms. Later, Bobby Beathard was named Executive of the Year. And Riggins, who had four straight 100-yard rushing playoff games, the first ever to do so, won a car as Super Bowl MVP.

## **Jurgy to Mitch - July 30, 1983**

Former Redskin greats quarterback Sonny Jurgensen and receiver Bobby Mitchell were inducted into Pro Football's Hall of Fame.

## **Monday Night Fever - Oct. 1, 1983**

The Redskins lost 48-47, in the highest scoring game in night football history. The Redskins and the Packers combined for over 1,000 yards of total offense.

## **The Diesel Keeps Trucking On - Nov. 20, 1983**

John Riggins set an NFL record as his consecutive games with rushing touchdowns reached 12 while notching his 19th touchdown of the year to tie that NFL mark. John's streak ended at 13 consecutive games while he went on to establish an NFL record 24 touchdowns.

## **Doomsday Showdown - Dec. 11, 1983**

Dressed in army fatigues, the Redskins marched into Dallas to do battle. The result was a convincing 31-10 victory in Dallas to gain sole possession of first place in the NFC East. It was a game that saw Tony Dorsett held to 34 yards on 14 carries (one yard on five carries in the second half) and scores from four different Redskins.

## **Alone on a Hill - Dec. 17, 1983**

For the second year in a row, the Redskins finished with the best record in the NFL. Their 31-22 victory over the Giants capped a remarkable 14-2 regular season. It was the first time in the history of the League that an NFC team compiled so many victories.

## **One-Two Punch - 1983**

Mark Moseley's NFL kick scoring record of 161 points, and Riggins' total of 144 points, topped the entire NFL. It was the first time since 1951 that the number one and two scorers played on the same team. Their total of 305 points surpassed the totals of eight other clubs.

## **Ring Out the Rams - Jan. 1, 1984**

The Redskins rang in the New Year by drubbing the L.A. Rams 51-7 in the most lopsided playoff game in 26 years. The team set or tied 13 club playoff marks with the 44-point margin of victory, the greatest in the 47-year history of the Redskins.

## **Three of a Kind - 1985**

The 10 victories marked a third consecutive season the Redskins won 10 or more games, equaling a club-best streak set from 1972-74. The 35 wins in those three seasons were a club record for wins over a three-year period. Threes were also meaningful for offensive linemen Joe Jacoby and Russ Grimm, who each earned a third consecutive trip to the Pro Bowl. Receiver Art Monk (91 catches) went for a second straight time.

## **Happy Birthday - Feb. 13, 1986**

The Washington Redskins entered their 50th season in the Nation's Capital, celebrating the franchise's move from Boston to Washington.

## **Rally Ho - 1986**

Headed by Coach Ray Flaherty of the 1937 World Champions, former players and coaches gathered to kickoff the 1986 season.

## **Little Mr. Big - Oct. 27, 1986**

WR Gary Clark accounted for 241 receiving yards (on 11 catches) to break teammate Art Monk's club record on Monday Night TV.

## **Showdown - Nov. 23, 1986**

Eager to avenge their first loss of 1986, the Redskins came out smokin' against Dallas. The 34-0 first half lead marked the most points the Cowboys had ever allowed in a single half of play. The Redskins 41-14 win was their most points ever against the Cowboys.

## **Gibbs Gets #70 - Jan. 3, 1987**

Head Coach Joe Gibbs became the winningest coach in Redskin history, gaining his 70th win as the team defeated the Bears 27-13 in a divisional playoff.

## **A Giant Step - Jan. 11, 1987**

With 15 new faces on the roster, the Washington Redskins played in their third NFC Championship game in five years.

## **Pro Bowlers, Again - Feb. 1, 1987**

Hogs Russ Grimm and Joe Jacoby returned to the Islands of Hawaii for the fourth consecutive season. Joined by Art Monk, Darrell Green, Gary Clark, Dexter Manley, and Jay Schroeder, the Redskins equaled a club record seven participants in the annual classic.

## **NFLPA Strike - 1987**

NFL players walked out following the second week of the regular season.

## **Perfect - Oct. 19, 1987**

Redskins "replacement" players closed out their season with a perfect 3-0 mark. The team held on to defeat Dallas, 13-7, in Texas Stadium.

## **Relief Pitcher - Dec. 26, 1987**

Quarterback Doug Williams connected on 11-of-22 for 217 yards and two touchdowns in Minnesota. The 27-24 overtime victory is highlighted by a Ricky Sanders 51-yard catch-and-run to force sudden death. Haji-Sheikh kicks the game winner.

## **The Bear Facts - Jan. 10, 1988**

For the second consecutive season, the 'Skins traveled to Chicago for a divisional playoff game. After trailing 14-0 in the second quarter, the team rallied to win 21-17. Darrell Green provided the game-winning points on an electrifying 52-yard punt return, as the Redskins advanced to the NFC Championship Game for the fourth time in six seasons.

## **NFC Champs! - Jan. 17, 1988**

The Redskins are 17-10 victors over the Minnesota Vikings as Doug Williams connected with Gary Clark to break a 10-10 fourth quarter deadlock. Washington became the first team to advance to the Super Bowl three times in the 1980s.

## **World Champs! - Jan. 31, 1988**

Twenty Super Bowl records were broken en route to a 42-10 decision over the Denver Broncos. Quarterback Doug Williams (below) is named the game's MVP as he connected on 18-of-29 for a record 340 yards. His four touchdown passes tie another record as the team scores five times in five possessions in the second quarter alone.

## **100 Wins - Dec. 10, 1989**

Joe Gibbs registered his 100th career win as head coach of the Redskins as the team defeated San Diego, 26-21. Only six other coaches reached 100 wins faster than Gibbs.

# IMPORTANT DATES

## Monk Moves Up - Dec. 10, 1989

Art Monk moved into third place on the all-time NFL receiving list, ahead of friend and receivers coach Charley Taylor, in Washington's 26-21 win vs. San Diego.

## A Lion of a Comeback - Nov. 4, 1990

The Redskins equaled the greatest comeback in club history with a 41-38 overtime win at Detroit. Down by 21 points in the third quarter and 17 points entering the fourth, Jeff Rutledge rallied the Skins by passing for 363 second-half yards (30-42). The game winning points came on a Chip Lohmiller 34-yard field goal in overtime.

## 700 Catches - Nov. 18, 1990

Art Monk became only the third player in NFL history to catch 700 passes when he hauled in four receptions against the Saints in RFK.

## Ring in the New Year - Jan. 5, 1991

The Redskins pushed their playoff record to 12-3 under Joe Gibbs with a solid team effort 20-6 win over the Eagles at Veterans Stadium.

## Perfect Start - 1991

For the first time in franchise history, the Redskins opened the year with 11 straight victories.

## One of the Best - 1991

The Redskins became only the sixth team in NFL history to record 17-or-more wins in a single season by posting a 17-2 overall mark (best in team history).

## Hog Protection - 1991

In 16 games, the "Hogs" allowed a league-low and club-record nine sacks. It was the third lowest total in NFL history.

## A Class Act - Dec. 22, 1991

Art Monk becomes only the second player in NFL history to catch 800 passes when he caught five passes in the season finale at Philadelphia.

## NFC Champs - Jan. 12, 1992

For the fourth time under Joe Gibbs, and the fifth time in franchise history, the Redskins returned to the Super Bowl with a 41-10 win over Detroit in the NFC title game.

## World Champs! - Jan. 26, 1992

The Redskins claimed their third Super Bowl win under Gibbs. The Skins knocked out Buffalo 37-24 and Mark Rypien was named Super Bowl MVP after completing 18 passes and throwing two touchdowns. Gary Clark and Art Monk both caught seven passes, with Clark gaining 114 yards and one TD, and Monk adding 113 yards. Brad Edwards had two interceptions and the defense sacked Bills QB Jim Kelly five times.



## Pro Bowl Record - Feb. 2, 1992

The Redskins set a club record with eight players earning a selection to the Pro Bowl. Jim Lachey and Darrell Green were named starters, while Gary Clark, Chip Lohmiller, Charles Mann, Earnest Byner and Mark Schlereth also were named to the NFC squad.

## New Redskin Park Opens - Aug. 24, 1992

The Redskins moved into their new training complex set on a picturesque 160 acres in Loudoun County, Va. The building is more than 70,000 square feet to complement four practice fields.

## Monk is #1 - Oct. 12, 1992

Art Monk became the NFL's all-time leading pass receiver against Denver on Monday Night in Week 5. His 820th career catch was a 10-yarder with 3:12 remaining in the 4th quarter.

## Joe Gibbs Resigns - March 5, 1993

After 12 seasons guiding the Redskins to four Super Bowls, three titles, a 16-5 playoff mark and a 140-65 career record, Joe Gibbs stepped down as head coach. Richie Petitbon is hired as the 21st coach in club history.

## Turner Hired - Feb. 2, 1994

Norv Turner, offensive coordinator of the Dallas Cowboys, became the 22nd coach in 'Skins history.

## Coleman Becomes All-Time Leader - Oct. 9, 1994

Linebacker Monte Coleman played in his 206th career game as a Redskin breaking Art Monk's team record for games played. Monte, tied with Sammy Baugh for most seasons as a Redskin with 16, ended his career with 216 games played. Darrell Green would take over the record in 1998.

## Pro Bowl Skins - 1994

Linebacker Ken Harvey and punter Reggie Roby earned selection to the NFC squad. Harvey led the NFC in sacks with 13.5 and Roby became the first Redskins punter selected to the Pro Bowl since Sam Baker in 1958.

## BIG Upset Wins - Oct. 1, 1995

Washington's 27-23 win over 13-point favorite Dallas was the Redskins' biggest upset win since defeating the Cowboys, 34-31, on December 11, 1986. The Redskins were 17-point underdogs in the rematch at Texas Stadium, but came up with a 24-17 win. It was the biggest upset win in the NFL since 1980.

## Pro Bowlers - 1995

Linebacker Ken Harvey earned his second straight starting assignment in the Pro Bowl, while kick/punt returner Brian Mitchell was honored with his first Pro Bowl selection. Mitchell led the NFC in kickoff returns with a 25.6-yard average and was second in the NFL in punt returns (12.6-yard average).

## Redskins Stadium - March 13, 1996

Redskins owner Jack Kent Cooke, Maryland Gov. Parris N. Glendening and Prince George's County Executive Wayne Curry signed a contract paving the way for the immediate start of construction for the new home of the Redskins in Prince George's County.

## Gibbs To Hall - July 27, 1996

Joe Gibbs is inducted into the NFL Hall of Fame.

## Allen Passes Riggo - 1996

Terry Allen rushed past John Riggins' single-season rushing record, gaining 1,353 yards. Allen also led the NFL in touchdowns with 21 TDs.

# IMPORTANT DATES

## Pro Bowlers – 1996

The Redskins sent their largest amount of representatives to the Pro Bowl since the 1991 season, when running back Terry Allen, quarterback Gus Frerotte, cornerback Darrell Green, linebacker Ken Harvey and punter Matt Turk made the trip to Hawaii.

## So Long RFK - Dec. 16, 1996

The Redskins played their final home game at Robert F. Kennedy Memorial Stadium against the Dallas Cowboys. With Redskin greats from the past on hand, the 'Skins defeated the Cowboys 37-10. The Redskins finished 173-102-3 at RFK, including 11-1 in the playoffs.

## Jack Kent Cooke Passes Away – April 6, 1997

Jack Kent Cooke, only the second owner in Redskins history, died of congestive heart failure at the age of 84. At his memorial service, John Kent Cooke, Sr. announced the new stadium would be called Jack Kent Cooke Stadium.

## Big Jack Opens - Sept. 14, 1997

The Redskins christen Jack Kent Cooke Stadium in style with a 19-13 overtime win over the Arizona Cardinals. In overtime, rookie Kenard Lang forced a fumble that was recovered at the Cardinals 35-yard line. Two plays later Gus Frerotte threw a 40-yard scoring strike to a leaping Michael Westbrook in the end zone.

## Green is Tops – Dec. 13, 1997

Cornerback Darrell Green played in his 217th career game as a Redskin breaking Monte Coleman's team record for games played.

## Pro Bowlers – 1997

Darrell Green earns his seventh Pro Bowl selection in his 15th season. He is also joined by fellow cornerback Cris Dishman, while linebacker Ken Harvey is selected for the fourth straight year and punter Matt Turk makes his second straight appearance.

## Mitchell Joins Brown – 1998

Brian Mitchell led the NFL in total combined net yards for the fourth time joining Hall of Famer Jim Brown as the only players in NFL history to lead the league in total combined net yards four times.

## Skip-In to the End Zone- Dec. 13, 1998

Rookie running back Skip Hicks sets a Redskins rookie record with eight rushing touchdowns, breaking Don Bosseler's record of seven set in 1957.

## Redskins Sold – May 25, 1999

Daniel M. Snyder gained unanimous approval (31-0) from league owners to become the fourth owner in franchise history. Snyder buys the team for a record \$800 million - the most ever for an American sports franchise.

## Welcome to FedExField – Nov. 21, 1999

The Washington Redskins partner with Federal Express Corporation, re-naming Jack Kent Cooke Stadium, FedExField.

## 'Skins Win East – Dec. 26, 1999

The Redskins overcame a 10-point fourth quarter deficit to defeat the 49ers 26-20 in overtime. The win gave the 'Skins their first NFC East crown since 1991.

## Records Fall – 1999

Brad Johnson completed the season with 316 completions - most ever by a Redskin. His 4,005 yards and 519 attempts are second in club history. Stephen Davis' 1,405 yards are the most ever by a Redskin. He led all NFC rushers, and earned his

first birth to the Pro Bowl. Darrell Green increases his team records with his 50th interception and played in his 250th Redskin game.

## Leadership Council – Jan. 2000

Owner Daniel M. Snyder introduced the Washington Redskins Leadership Council, the Redskins' foundation.

## Homeward Bound – July 20, 2000

The Redskins open training camp at home for the first time, welcoming fans to Redskin Park in Ashburn, Va.

## Redskins Recognized – Aug. 24, 2000

Redskin alums Joe Gibbs, Dexter Manley and Art Monk are inducted into the Redskins Ring of Fame.

## Turner Out, Robiskie In – 2000

Norv Turner was dismissed as Redskins Head Coach after 13 games. Terry Robiskie was named interim head coach to finish out the season on Dec. 4, 2000.

## Centers Sets Mark – Dec. 24, 2000

Larry Centers became the NFL's all-time leader in catches by a running back with 685 receptions.

## Smith "Sacks" the Record Books – Dec. 24, 2000

Bruce Smith sets NFL record with his 13th 10-sack season.

## NFL Attendance Record – 2000

The Redskins set an NFL record for attendance with a season total of 647,424. Average home attendance at FedExField was 80,928.

## Schottenheimer Takes Command – Jan. 3, 2001

Marty Schottenheimer signed on as the franchise's 24th head coach.

## Return to Carlisle – July 29, 2001

Redskins returned to Dickinson College in Carlisle, Pa., for training camp after a six-year hiatus, re-establishing a 32-year summer tradition (1963-94).

## Redskins Relief Fund – Sept. 13, 2001

The Washington Redskins announced the establishment of the Redskins Relief Fund for the benefit of families of the victims of the September 11th tragedy at the Pentagon. Over the course of the season, the Redskins raised over \$700,000.

## Redskins Make NFL History – Nov. 25, 2001

Washington set an NFL record, becoming the first team in history to win five consecutive games after losing their first five. The Redskins would go on to win eight of the last 11 games, following the 0-5 start.

## More Records for Davis – Jan. 6, 2002

Stephen Davis became the first Redskin in team history to rush for more than 1,000 yards for three consecutive seasons. He finished the 2001 campaign rushing for 1,432 yards on 356 carries, both career and team single-season records for the Pro Bowl running back.

## Arrival of Head Ball Coach – Jan. 14, 2002

Owner Daniel M. Snyder announced former Heisman Trophy winner and offensive genius Steve Spurrier as the Washington Redskins 25th head coach. Marvin Lewis, with his proven track record of defensive success, is brought on board shortly thereafter as assistant head coach and defensive coordinator, making the Redskins a dangerous foe on both sides of the ball.

# IMPORTANT DATES

## Allen Voted to the Hall - Feb. 2, 2002

George Allen, who coached the Washington Redskins from 1971 to 1977 and posted a record of 67-30-1 and led them to two NFC Championships, was voted into the NFL Hall of Fame. Allen, after being named one of the 70 Greatest Redskins of all time, was enshrined in the Hall on Aug. 4, 2002.

## Kickoff Overseas - Aug. 3, 2002

Head Coach Steve Spurrier made his Redskins debut in a 38-7 victory over the San Francisco 49ers in the 2002 American Bowl in Osaka, Japan. The Redskins finished the game with 479 yards of offense, including 434 passing yards.

## Off to a Good Start - 2002

Washington finished out the preseason with a 4-1 mark, setting a Redskins record with 164 preseason points. The previous team record was 156 points, set in 1975 in six games.

## Naming 70 Greats - June 13, 2002

The 70 Greatest Redskins in team history were announced in June by a blue-ribbon panel, which selected the Washington Redskins' leading on-field contributors in celebration of the franchise's 70th Anniversary. Spanning the entire history of the team, since its founding in Boston in 1932, the 70 Greatest Redskins encompassed three head coaches and 67 players.

## 70th Anniversary Weekend - Oct. 2002

The 70 Greatest Redskins were honored in a weekend of festivities, culminating in a special halftime ceremony during a 31-26 Redskins victory over the Indianapolis Colts. The celebration reunited the 70 Greats with a black-tie gala event, an alumni and media brunch, dinner party and pre-game barbeque at FedExField. The anniversary season was also commemorated through "retro" uniforms worn at home games all year, featuring a one-season return to the team's spear-and-feather helmet logo, as well as jersey and pants colors and design that reflected back to the 1960s midpoint of the Redskins storied history.

## Green's Last Game - Dec. 29, 2002

Darrell Green concluded his 20th and final season with the Redskins and the NFL, defeating the longtime rival Dallas Cowboys, 20-14. During his 20 years, Green set an NFL record for consecutive seasons with at least one interception (19) and a Redskins team record for regular season games played (295) and started (258). In a special pre-game ceremony at the Dallas game, Green was honored by his teammates and by fans. His name was also added to the Ring of Fame.

## Downright Defensive - 2002

Under the guidance of assistant head coach and defensive coordinator Marvin Lewis, the Redskins finished the season ranked 5th in the NFL in total defense, an improvement from 10th during the 2001 season. The Redskins defense ranked in the league's top-10 for the last three seasons.

## Consistently Coles - Oct. 12, 2003

With his six receptions against Tampa Bay, Laveranues Coles set a modern day NFL record for at least five receptions in 19 consecutive games.

## Bruce Sacks Record - Dec. 7, 2003

Bruce Smith broke the NFL all-time sack record against the Giants. Smith finished his career with an impressive 200 sacks.

## Spurrier Resigns - Dec. 30, 2003

Washington Redskins Steve Spurrier resigned as the 25th Head Coach in franchise history.

## Gibbs Returns - Jan. 7, 2004

Redskins Owner Daniel M. Snyder announced that Joe Gibbs would return as Head Coach.

## 500th Win - Sept. 12, 2004

The Washington Redskins earned the 500th franchise victory, defeating Tampa Bay 16-10.

## Gibbs - Oct. 23, 2005

Head Coach Joe Gibbs earned his 150th overall victory against the San Francisco 49ers, with a decisive 52-17 win.

## Franchise Records - 2005

Wide receiver Santana Moss and running back Clinton Portis both set Redskins records at their respective positions. Moss broke Bobby Mitchell's record for most receiving yards in a season with 1,483. The previous mark was 1,436 set in 1963. Portis set a new record for rushing yards in a season with 1,516, previously held by Stephen Davis with 1,432 yards in 2001. Portis also recorded a franchise-high nine 100-yard rushing games in 2005.

## Playoff Win - Jan. 7, 2005

The Redskins earned their first playoff victory since 1999, defeating the Tampa Bay Buccaneers by a score of 17-10 in the NFC Wild Card Playoff game in Tampa Bay.

## Taylor Tragedy - Nov. 27, 2007

Redskins Pro Bowl safety Sean Taylor died one day after he is shot by an intruder in his Miami home. Taylor's death devastated coaches and teammates. Meanwhile, fans created a memorial outside the Redskins Park facility honoring Taylor's memory.

## In Taylor's Memory - Dec. 2, 2007

Sadness swept over FedExField as the Redskins organization and its fans mourned the tragic death of safety Sean Taylor just five days earlier. Fans left flowers, cards and mementos at a makeshift memorial outside the stadium. The team hosted a pre-game tribute to Taylor, including a moving four-minute video on the Jumbotron. The Redskins lost to the Buffalo Bills, 17-16, but this was a day devoted to the memory of Taylor. A day after the game, the entire Redskins organization traveled to Miami for Taylor's funeral.

## Gibbs Retirement - Jan. 8, 2008

Citing a need to spend more time with family, 67-year-old Hall of Fame Coach Joe Gibbs announced his retirement as Head Coach and President of the Washington Redskins.

## Zorn Hired - Feb. 10, 2008

Redskins Owner Daniel M. Snyder welcomed Jim Zorn, a longtime Seattle Seahawks quarterback and assistant coach, as the franchise's 27th head coach, ushering in a new chapter in Redskins history.

## Monk and Green Inducted - Aug. 2, 2008

Wide Receiver Art Monk and cornerback Darrell Green are inducted into the Pro Football Hall of Fame.

## Zorn's First Win - Sept. 14, 2008

Head Coach Jim Zorn registered his first NFL victory as the Washington Redskins defeated the New Orleans Saints 29-24 in the regular season opener at FedExField.

## Taylor Honored - Nov. 30, 2008

Sean Taylor was honored and placed in the Redskins Ring of Fame in an emotional pregame ceremony prior to the Redskins vs. Giants game. Taylor became the 43rd member to be inducted. Taylor's father Pedro, fiancé Jackie, daughter Jackie and mother Donna were present to celebrate the life

# IMPORTANT DATES

and accomplishments of Taylor in front of a capacity crowd at FedExField.

## **Bruce Smith Inducted - Aug. 8, 2009**

Defensive End Bruce Smith is inducted into the Pro Football Hall of Fame.

## **Allen Hired - Dec. 17, 2009**

Bruce Allen, son of Pro Football Hall of Famer and Redskins legend George Allen, is hired as Executive Vice President/General Manager.

## **Shanahan Takes Over - Jan. 6, 2010**

Mike Shanahan, who won consecutive Super Bowls following the 1997 and 1998 seasons with the Denver Broncos, is hired as the Redskins' Executive Vice President/Head Coach.

## **Russ Grimm Inducted - Aug. 7, 2010**

Russ Grimm becomes the first member of the beloved "Hogs" inducted into the Pro Football Hall of Fame.

## **Shanahan's First Win - Sept. 12, 2010**

Head Coach Mike Shanahan registered his first victory with the Redskins on Sunday Night Football at home against the division rival Dallas Cowboys, 13-7. Linebacker Brian Drakpo's pass rush drew a holding penalty that negated a Cowboys' touchdown on the final play of the game, giving the Redskins the win.

## **DeAngelo Hall Ties Interception Record - Oct. 24, 2010**

Cornerback DeAngelo Hall tied an NFL record and Redskins record by totaling four interceptions against the Chicago Bears at Soldier Field in Week 7. He became the 19th NFL player and third Redskin to accomplish this feat in a game.



## **DeAngelo Hall Named Pro Bowl MVP - Jan. 30, 2011**

Cornerback DeAngelo Hall, appearing in his third Pro Bowl, was named the game's MVP after he recorded an interception and returned a fumble 34 yards for a touchdown.

## **Hall of Fame Hanburger - Aug. 6, 2011**

Legendary linebacker Chris Hanburger is inducted into the Pro Football Hall of Fame.

## **10th Year Anniversary of 9/11 - Sept. 11, 2011**

The Redskins honor the victims of the Sept. 11, 2001 tragedy on the 10th anniversary of the terrorist attacks as the team hosts the New York Giants at FedExField in the 2011 season opener. Gen. Colin Powell tosses the ceremonial coin as the Redskins open the 2011 season with a 28-14 win against the eventual Super Bowl Champion Giants.

## **Chris Cooley Becomes Top Tight End - Sept. 11, 2011**

Tight end Chris Cooley recorded two receptions against the New York Giants in the 2011 season opener to pass Jerry Smith for the franchise lead in receptions by a tight end.

## **Burgundy and Gold Goes Green - Sept. 18, 2011**

The Redskins launch 8,000 solar panels at FedExField prior to the team's 22-21 win against the Arizona Cardinals. The panels were installed to be capable of meeting the stadium's power needs on non-game days and providing up to 20 percent of the needed electricity on game days - the equivalent of providing 300 homes with energy for a full year.

## **Richie Petitbon Recognized - Dec. 24, 2011**

Former Redskins player and coach Richie Petitbon is inducted as the 45th member of the team's Ring of Fame.

## **Blockbuster Trade - March 10, 2012**

The Redskins and the St. Louis Rams officially announce that they have agreed to a trade that gives Washington the rights to the No. 2 overall pick in the 2012 NFL Draft. The league formally approved the deal on March 14. On April 26, the Redskins go on to select eventual AP Offensive Rookie of the Year Robert Griffin III with that pick.

## **Celebrating 80 Years - May 10, 2012**

From the inside of the newly built Redskins Indoor Training Facility, the Redskins launch their 80th Anniversary celebration. The organization would spend the offseason touring the D.C., Maryland and Virginia areas as part of its "Thank You Tour" to commemorate the anniversary with the fans. The event also featured the debut of the team's 1937-inspired alternate uniforms as well as the start of voting for the 10 newest additions to the 80 Greatest Redskins.

## **Clinton Portis Officially Retires - Aug. 23, 2012**

Running back Clinton Portis officially announces his retirement from the NFL in a press conference at Redskins Park. He exited the NFL ranking second in Redskins history in rushing yardage (6,824), carries (1,667) and rushing touchdowns (46).

## **Welcome to the NFL, Rookie - Sept. 9, 2012**

In Week 1 at New Orleans, Robert Griffin III becomes the first rookie to start at quarterback for the Redskins in Week 1 since Norm Snead on Sept. 17, 1961. Griffin III becomes the first player in NFL history to compile 300-plus passing yards, two or more passing touchdowns and no interceptions in an NFL debut, leading Washington to a 40-32 win against the Saints.

## **"10 for 80" Honored - Nov. 4, 2012**

At halftime of the Redskins' Homecoming Game against Carolina, the Redskins honor the 10 members of the organization selected to complete the 80 Greatest Redskins. The honorees include LaVar Arrington, Bobby Beathard, Joe Bugel, Terry Hermeling, Jon Jansen, Roy Jefferson, Richie Petitbon, Clinton Portis, Chris Samuels and Sean Taylor.

# IMPORTANT DATES

## Turkey Day Triumph - Nov. 22, 2012

The Redskins get their first Thanksgiving Day win in Dallas in team history, defeating the Cowboys, 38-31. Washington explodes for 28 second-quarter points, and quarterback Robert Griffin III - who had a four-touchdown game vs. Philadelphia a week earlier - throws four touchdown passes to become the first player in Redskins history to pass for four touchdowns in consecutive games.

## Hawaii Bound - Dec. 26, 2012

The NFL announces that linebacker/special teamer Lorenzo Alexander, quarterback Robert Griffin III and tackle Trent Williams have been selected to the 2013 Pro Bowl. Linebackers Ryan Kerrigan and London Fletcher are later added to the roster, giving the Redskins five Pro Bowlers for the first time since 1996.

## How The East Was Won; Morris Surpasses Portis - Dec. 30, 2012

Washington secures its first NFC East title in 13 years with a 28-18 win against the Dallas Cowboys in a win-or-go-home tilt at FedExField. The Redskins roll up 274 rushing yards in a game "flexed" into primetime by the NFL. In the process, rookie running back Alfred Morris rushes for 200 yards and pushes his season total to 1,613, breaking Clinton Portis' team record for rushing yards in a single season.

## End of an Era - Jan. 11, 2013

After 30 seasons, the beloved "Hogettes" decide to hang up their snouts, floppy hats and dresses in announcing their intent to retire. The group says it will continue to help raise money for local children's charities, just in more "incognito" fashion.

## Rookie of the Year - Feb. 2, 2013

Robert Griffin III is named AP Offensive Rookie of the Year, making him the third Rookie of the Year in team history and the first since Mike Thomas in 1975.

## Road Trip to Richmond - July 25, 2013

The Redskins hold their first Training Camp session at the brand new Bon Secours Washington Redskins Training Center in Richmond, Va. During the three-week span, more than 150,000 fans attend the team's inaugural camp in the capital.

## Artful Performance By Garçon - Dec. 22, 2013

Wide receiver Pierre Garçon posts a career-high 11 receptions in Week 16 vs. Dallas, pushing his season total past Pro Football Hall of Famer Art Monk's team record for receptions in a single season (106 in 1984). Garçon would finish the season with a league-leading 113 receptions.

## Here's Jay - Jan. 9, 2014

Jay Gruden is named the 29th head coach in franchise history. At 46 years of age, the former offensive coordinator for the Cincinnati Bengals becomes the team's youngest head coaching hire since hiring eventual Pro Football Hall of Famer Joe Gibbs at 40 years of age in 1981.

## Jay's First Win - Sept. 14, 2014

Jay Gruden earns his first win as head coach as the defense runs wild in a 41-10 home win against the Jacksonville Jaguars. The unit tied a team record with 10 sacks, including a team-record-tying four-sack effort from linebacker Ryan Kerrigan.

## Rypien in the Ring - Oct. 19, 2014

Super Bowl XXVI MVP Mark Rypien is inducted as the 46th member of the Redskins Ring of Fame at halftime of an overtime win against the Tennessee Titans on Alumni Homecoming Weekend.

## McCloughan Hired - Jan. 8, 2015

The Redskins name esteemed talent evaluator Scot McCloughan as General Manager. The Redskins go on to win the NFC East in 2015 with a 9-7 record.

## You Like That! Historic Comeback - Oct. 25, 2015

The Redskins overcome a 24-0 second quarter deficit to post the largest comeback in team history in a 31-30 win against Tampa Bay. Following the game, quarterback Kirk Cousins exclaims "You like that!" while walking back to the locker room. The moment is captured on camera and goes viral, becoming a rallying cry for the team's NFC East championship run.



## Bostic and Coleman Enter the Ring - Oct. 25, 2015 and Dec. 20, 2015

Center Jeff Bostic and linebacker Monte Coleman become the 47th and 48th members of the Redskins Ring of Fame. Bostic is enshrined during a Week 7 win vs. Tampa Bay and Coleman is honored during a Week 15 win vs. Buffalo.

## Win No. 600... In Style - Dec. 26, 2015

The Redskins become the fifth NFL franchise to record 600 combined regular season and postseason wins all-time with a 38-24 win in Philadelphia. The victory also secures the team's 15th division title in team history.

## Records Fall in Dallas - Jan. 3, 2016

Having already clinched the NFC East a week earlier, the Redskins face the Cowboys in Week 17 with individual records on the line. Quarterback Kirk Cousins breaks the team's single-season passing yardage record during the game on a 28-yard pass to receiver Jamison Crowder. Later in the game, Crowder catches his 59th reception of the season, a team rookie record.

# MILESTONE GAMES

## 100-YARD RUSHING GAMES

Entering 2016 season — rookies *stylized*.

Date	Player	Game	W/L/T	Att-Yds-TD
9/17/1989	Gerald Riggs	vs Philadelphia	L	29-221-1
10/8/1933	Cliff Battles	vs NY Giants	W	16-215-1
12/21/1985	George Rogers	at St Louis	W	34-206-1
1/31/1988	Timmy Smith	vs Denver	W	22-204-2
<b>12/30/2012</b>	<b>Alfred Morris</b>	<b>vs Dallas</b>	<b>W</b>	<b>33-200-3</b>
11/4/2007	Clinton Portis	at NY Jets	W	36-196-1
11/21/1976	Mike Thomas	at St Louis	W	31-195-1
10/29/1972	Larry Brown	at Giants	W	29-191-1
11/15/1959	Johnny Olszewski	vs Cleveland	L	18-190-1
12/12/1999	Stephen Davis	vs Arizona	W	37-189-1
1/15/1983	John Riggins	vs Minnesota	W	37-185-1
11/21/1999	Stephen Davis	vs NY Giants	W	33-183-1
10/19/2008	Clinton Portis	vs Cleveland	W	27-175-1
12/12/2010	Ryan Torain	vs Tampa Bay	L	24-172-0
10/17/2004	Clinton Portis	at Chicago	W	36-171-0
10/10/2006	Ladell Betts	vs Philadelphia	L	33-171-0
10/21/1945	Frank Akins	vs Philadelphia	W	24-168-2
11/1/1959	Don Bosseler	at Philadelphia	L	23-168-2
11/1/1942	Andy Farkas	vs Philadelphia	W	24-166-1
10/30/1983	John Riggins	vs Miami	W	38-166-1
12/5/1937	Cliff Battles	at NY Giants	W	25-165-2
10/19/1958	Johnny Olszewski	vs Green Bay	W	21-165-1
10/14/1984	John Riggins	vs Dallas	W	32-165-0
12/3/1985	Keith Griffin	at Atlanta	W	16-164-2
11/2/1990	Earnest Byner	vs Miami	W	32-157-3
12/3/2006	Ladell Betts	vs Atlanta	L	28-155-1
12/22/1990	Earnest Byner	at Indianapolis	L	31-154-0
<b>9/19/1993</b>	<b>Reggie Brooks</b>	<b>at Philadelphia</b>	<b>L</b>	<b>22-154-1</b>
<b>12/17/1988</b>	<b>Jamie Morris</b>	<b>at Cincinnati</b>	<b>L</b>	<b>45-152-0</b>
12/16/1979	John Riggins	at Dallas	W	22-151-2
12/9/1945	Frank Akins	vs NY Giants	W	23-150-1
10/17/1971	Larry Brown	vs St. Louis	W	25-150-0
12/16/1973	Larry Brown	vs Philadelphia	W	26-150-1
12/8/1985	George Rogers	at Philadelphia	W	36-150-1
12/15/1990	Earnest Byner	at New England	W	39-149-1
11/25/1951	Rob Goode	vs Los Angeles	W	23-148-2
9/24/1972	Larry Brown	vs St. Louis	W	26-148-0
1/6/2002	Stephen Davis	vs Arizona	W	38-148-1
9/12/2004	Clinton Portis	vs Tampa Bay	W	29-148-1
12/5/2004	Clinton Portis	vs NY Giants	W	31-148-1
10/23/1983	Joe Washington	vs Detroit	W	22-147-0
11/7/2004	Clinton Portis	at Detroit	W	34-147-0
12/17/1961	Dick James	vs Dallas	W	27-146-3
9/15/1996	Terry Allen	at NY Giants	W	27-146-1
12/17/1958	Don Bosseler	vs Pittsburgh	L	25-145-2
10/5/2008	Clinton Portis	at Philadelphia	W	29-145-1
<b>10/30/1932</b>	<b>Cliff Battles</b>	<b>vs Chicago</b>	<b>T</b>	<b>24-144-0</b>
11/8/1981	Joe Washington	vs Detroit	W	27-144-2
11/13/2005	Clinton Portis	vs Tampa Bay	L	23-144-1
9/19/1976	Mike Thomas	vs Seattle	W	27-143-1
10/31/1999	Stephen Davis	vs Chicago	W	12-143-2
11/23/2008	Clinton Portis	at Seattle	W	29-143-0
11/4/2001	Stephen Davis	vs Seattle	W	32-142-1
8/31/1997	Terry Allen	at Carolina	W	25-141-2
10/1/2000	Stephen Davis	vs Tampa Bay	W	28-141-1
1/22/1983	John Riggins	vs Dallas	W	36-140-2
9/23/1984	John Riggins	at New England	W	33-140-1
10/23/1988	Kelvin Bryant	at Green Bay	W	27-140-0
11/29/1970	Larry Brown	vs NY Giants	L	17-139-0
11/7/2013	Alfred Morris	at Minnesota	L	26-139-0
<b>12/7/1969</b>	<b>Larry Brown</b>	<b>at Philadelphia</b>	<b>W</b>	<b>19-138-1</b>
<b>10/14/2012</b>	<b>Rob Griffin III</b>	<b>vs Minnesota</b>	<b>W</b>	<b>13-138-2</b>
11/11/2007	Clinton Portis	vs Philadelphia	L	30-137-0
12/14/1947	Jim Castiglia	vs Boston	W	19-136-2
11/27/1955	Leo Elter	at Pittsburgh	W	19-136-2
11/9/1958	Johnny Olszewski	vs Chi. Cardinals	W	19-136-1
10/18/1959	Don Bosseler	vs Pittsburgh	L	18-136-0
9/19/1982	John Riggins	at Tampa Bay	W	34-136-0
<b>10/19/1987</b>	<b>Lionel Vital</b>	<b>at Dallas</b>	<b>W</b>	<b>26-136-0</b>
12/4/2005	Clinton Portis	at St. Louis	W	27-136-2
10/17/1937	Cliff Battles	vs Pittsburgh	W	18-135-3
12/21/1980	Bobby Hammond	at St. Louis	W	17-135-0
10/2/2011	Ryan Torain	at St. Louis	W	19-135-1

12/6/1987	George Rogers	at St. Louis	W	29-133-1
<b>10/13/1991</b>	<b>Ricky Ervins</b>	<b>vs Cleveland</b>	<b>W</b>	<b>13-133-2</b>
9/3/2000	Stephen Davis	vs Carolina	W	23-133-1
10/28/1933	Jim Musick	vs Pittsburgh	L	21-132-0
11/19/1933	Jim Musick	vs Green Bay	W	21-132-2
10/10/1937	Cliff Battles	vs Philadelphia	L	26-132-0
9/11/1938	Max Krause	at Philadelphia	W	6-132-2
<b>12/24/2011</b>	<b>Evan Royster</b>	<b>vs Minnesota</b>	<b>L</b>	<b>19-132-0</b>
9/3/1995	Terry Allen	vs Arizona	W	26-131-0
<b>11/3/1935</b>	<b>Bill Shepherd</b>	<b>vs Philadelphia</b>	<b>L</b>	<b>19-129-1</b>
12/5/1971	Larry Brown	vs Giants	W	25-129-2
12/24/2006	Ladell Betts	at St. Louis	L	29-129-2
10/12/2008	Clinton Portis	vs St. Louis	L	21-129-2
<b>12/9/2012</b>	<b>Alfred Morris</b>	<b>vs Baltimore</b>	<b>W</b>	<b>23-129-1</b>
11/23/1980	Wilbur Jackson	at Dallas	L	21-128-1
<b>10/11/1987</b>	<b>Lionel Vital</b>	<b>at NY Giants</b>	<b>W</b>	<b>27-128-1</b>
<b>12/5/1993</b>	<b>Reggie Brooks</b>	<b>at Tampa Bay</b>	<b>W</b>	<b>20-128-1</b>
<b>10/23/1938</b>	<b>Andy Farkas</b>	<b>vs Philadelphia</b>	<b>W</b>	<b>21-126-2</b>
10/11/1981	John Riggins	at Chicago	W	23-126-2
9/19/1999	Stephen Davis	at NY Giants	W	23-126-3
12/16/2007	Clinton Portis	at NY Giants	W	25-126-1
10/26/2008	Clinton Portis	at Detroit	W	24-126-0
<b>12/11/2011</b>	<b>Roy Helu, Jr.</b>	<b>vs New England</b>	<b>L</b>	<b>27-126-0</b>
9/20/1936	Cliff Battles	at Philadelphia	W	16-125-2
11/1/1987	George Rogers	at Buffalo	W	30-125-0
11/2/1997	Terry Allen	at Chicago	W	20-125-0
10/24/2010	Ryan Torain	at Chicago	W	21-125-0
11/23/2014	Alfred Morris	at San Francisco	L	21-125-1
11/12/1939	Andy Farkas	at Brooklyn	W	25-124-3
<b>10/26/1975</b>	<b>Mike Thomas</b>	<b>at Cleveland</b>	<b>W</b>	<b>27-124-1</b>
11/3/1985	George Rogers	at Atlanta	W	16-124-1
10/27/1996	Terry Allen	vs Indianapolis	W	22-124-3
11/10/1996	Terry Allen	vs Arizona	L	31-124-2
11/5/2000	Stephen Davis	at Arizona	L	30-124-1
9/24/2006	Ladell Betts	at Houston	W	16-124-1
<b>12/3/2012</b>	<b>Alfred Morris</b>	<b>vs NY Giants</b>	<b>W</b>	<b>22-124-0</b>
10/28/1951	Rob Goode	at Philadelphia	W	27-123-1
<b>11/9/1975</b>	<b>Mike Thomas</b>	<b>at NY Giants</b>	<b>W</b>	<b>25-123-0</b>
1/8/1984	John Riggins	vs San Francisco	W	36-123-2
<b>9/20/2015</b>	<b>Matt Jones</b>	<b>vs St. Louis</b>	<b>W</b>	<b>19-123-2</b>
11/6/1932	Oran Pape	vs Staten Island	W	4-122-1
10/21/1934	Cliff Battles	vs Philadelphia	W	6-122-1
12/17/1983	John Riggins	vs Giants	W	30-122-1
9/28/1997	Terry Allen	vs Jacksonville	W	36-122-0
11/14/1999	Stephen Davis	at Philadelphia	L	25-122-1
12/9/1990	Earnest Byner	vs Chicago	W	28-122-0
10/1/1995	Terry Allen	vs Dallas	W	30-121-1
9/11/2005	Clinton Portis	vs Chicago	W	21-121-0
9/28/2008	Clinton Portis	at Dallas	W	21-121-0
11/3/2013	Alfred Morris	vs San Diego	W	25-121-1
9/13/2015	Alfred Morris	vs Miami	L	25-121-1
11/8/1953	Charley Justice	vs Chi. Cardinals	W	15-120-0
10/21/1979	John Riggins	vs Philadelphia	W	19-120-0
9/20/1992	Earnest Byner	vs Detroit	W	30-120-1
12/10/1995	Terry Allen	at NY Giants	L	30-120-1
12/24/2000	Stephen Davis	vs Arizona	W	27-120-2
<b>10/21/2012</b>	<b>Alfred Morris</b>	<b>at NY Giants</b>	<b>L</b>	<b>22-120-0</b>
11/22/1970	Larry Brown	vs Dallas	L	22-119-0
1/8/1983	John Riggins	vs Detroit	W	25-119-0
1/1/1984	John Riggins	vs LA Rams	W	25-119-3
1/8/2000	Stephen Davis	vs Detroit	W	15-119-2
12/17/2006	Ladell Betts	at New Orleans	W	22-119-0
10/19/1986	George Rogers	vs St. Louis	W	30-118-1
10/9/1988	Kelvin Bryant	at Dallas	W	23-118-1
1/2/2005	Ladell Betts	vs Minnesota	W	26-118-1
12/4/2005	Rock Cartwright	at St. Louis	W	9-118-0
11/10/1946	Dick Todd	vs Boston	W	14-117-2
<b>11/1/1993</b>	<b>Reggie Brooks</b>	<b>at Buffalo</b>	<b>L</b>	<b>24-117-1</b>
11/18/1990	Earnest Byner	vs New Orleans	W	26-116-0
12/8/1991	Earnest Byner	at Phoenix	W	25-116-0
9/6/1993	Brian Mitchell	vs Dallas	W	21-116-2
12/22/2002	Ladell Betts	vs Houston	W	20-116-1
10/4/1933	Cliff Battles	at Pittsburgh	W	13-115-1
12/22/1973	Larry Brown	at Minnesota	L	28-115-1
10/7/1979	John Riggins	at Philadelphia	L	23-115-1
10/9/1983	John Riggins	at St. Louis	W	22-115-1
9/28/1986	George Rogers	vs Seattle	W	25-115-2
12/28/1986	George Rogers	vs LA Rams	W	29-115-1
11/30/2003	Trung Canidate	vs New Orleans	L	16-115-0



# MILESTONE GAMES

10/7/2012	Alfred Morris	vs Atlanta	L	18-115-0
9/27/1970	Larry Brown	at St. Louis	L	17-114-1
9/24/1978	John Riggins	vs NY Jets	W	21-114-0
<b>11/11/1984</b>	<b>Keith Griffin</b>	<b>vs Detroit</b>	<b>W</b>	<b>32-114-0</b>
10/13/1985	John Riggins	vs Detroit	W	21-114-3
10/22/2000	Stephen Davis	at Jacksonville	W	24-114-2
11/15/2009	Ladell Betts	vs Denver	W	26-114-1
10/31/1971	Larry Brown	vs New Orleans	W	20-113-0
10/1/1972	Larry Brown	at New England	L	20-113-0
<b>1/1/2012</b>	<b>Evan Royster</b>	<b>at Philadelphia</b>	<b>L</b>	<b>20-113-0</b>
<b>9/30/2012</b>	<b>Alfred Morris</b>	<b>at Tampa Bay</b>	<b>W</b>	<b>21-113-1</b>
<b>11/22/2012</b>	<b>Alfred Morris</b>	<b>at Dallas</b>	<b>W</b>	<b>24-113-1</b>
10/27/1985	John Riggins	at Cleveland	W	30-112-1
11/3/1991	Earnest Byner	vs Houston	W	21-112-1
12/18/2005	Clinton Portis	vs Dallas	W	23-112-0
1/1/2006	Clinton Portis	at Philadelphia	W	27-112-2
10/1/2006	Clinton Portis	vs Jacksonville	W	27-112-1
10/3/1971	Charlie Harraway	at Dallas	W	18-111-1
12/9/1984	John Riggins	at Dallas	W	24-111-1
9/11/1989	Gerald Riggs	vs NY Giants	L	24-111-0
9/1/1998	Terry Allen	vs Philadelphia	L	20-111-2
12/16/2001	Stephen Davis	vs Philadelphia	L	24-111-1
12/30/2001	Stephen Davis	at New Orleans	W	21-111-1
10/1/1967	Bobby Mitchell	vs NY Giants	W	21-110-1
10/4/1970	Larry Brown	at Philadelphia	W	27-110-1
10/25/1970	Larry Brown	vs Cincinnati	W	22-110-0
10/15/1972	Larry Brown	at St. Louis	W	23-110-0
10/5/1986	George Rogers	at New Orleans	W	31-110-1
10/22/1995	Terry Allen	vs Detroit	W	24-110-2
12/9/2001	Stephen Davis	at Arizona	W	26-110-1
<b>11/3/2002</b>	<b>Kenny Watson</b>	<b>at Seattle</b>	<b>W</b>	<b>23-110-0</b>
<b>12/22/2002</b>	<b>Kenny Watson</b>	<b>vs Houston</b>	<b>W</b>	<b>20-110-0</b>
12/18/2004	Clinton Portis	at San Francisco	W	35-110-0
9/15/1991	Earnest Byner	vs Phoenix	W	23-109-1
1/2/1993	Brian Mitchell	at Minnesota	W	16-109-1
9/12/1999	Stephen Davis	vs Dallas	L	24-109-2
10/18/2009	Clinton Portis	vs Kansas City	W	15-109-0
11/18/1951	Rob Goode	at Pittsburgh	W	22-108-2
12/9/1951	Rob Goode	at Chi. Cardinals	W	23-108-1
9/17/1978	John Riggins	at St. Louis	W	16-108-0
12/24/2005	Clinton Portis	vs NY Giants	W	27-108-1
<b>11/27/2011</b>	<b>Roy Helu, Jr.</b>	<b>at Seattle</b>	<b>W</b>	<b>23-108-1</b>
<b>11/6/1949</b>	<b>Pete Stout</b>	<b>vs Pittsburgh</b>	<b>W</b>	<b>7-107-2</b>
12/16/1951	Rob Goode	vs Pittsburgh	L	22-107-0
11/22/1973	Charlie Harraway	at Detroit	W	18-107-0
9/18/1988	Timmy Smith	vs Philadelphia	W	31-107-1
10/28/2001	Stephen Davis	vs NY Giants	W	29-107-0
9/15/2013	Alfred Morris	at Green Bay	L	13-107-0
11/12/1972	Larry Brown	vs NY Giants	W	30-106-2
11/14/1976	Mike Thomas	at NY Giants	L	24-106-0
<b>11/19/1969</b>	<b>Larry Brown</b>	<b>vs NY Giants</b>	<b>W</b>	<b>17-105-0</b>
9/18/1972	Larry Brown	at Minnesota	W	21-105-1
<b>11/7/1993</b>	<b>Reggie Brooks</b>	<b>vs Indianapolis</b>	<b>W</b>	<b>21-105-0</b>
12/11/2005	Clinton Portis	at Arizona	W	26-105-1
10/21/1951	Rob Goode	vs Cardinals	W	18-104-0
12/11/1955	Jim Monachino	vs Pittsburgh	W	15-104-0
12/5/1976	John Riggins	at NY Jets	W	19-104-1
10/13/1980	Wilbur Jackson	at Denver	L	12-104-1
9/20/1981	Wilbur Jackson	at St. Louis	L	22-104-0
9/30/1984	John Riggins	vs Philadelphia	W	28-104-1
10/7/1985	George Rogers	vs St. Louis	W	25-104-0
9/7/1986	George Rogers	vs Philadelphia	W	20-104-1
11/17/1986	George Rogers	vs San Francisco	W	24-104-1
1/4/1992	Ricky Ervins	vs Atlanta	W	23-104-1
9/8/2002	Stephen Davis	vs Arizona	W	26-104-1
11/26/2006	Ladell Betts	vs Carolina	W	24-104-0
12/30/2007	Clinton Portis	vs Dallas	W	25-104-2
10/24/1937	Cliff Battles	at Philadelphia	W	34-103-0
10/7/1985	John Riggins	vs St. Louis	W	17-103-0
10/9/2006	Clinton Portis	at Denver	L	20-103-0
9/24/1950	Rob Goode	at Green Bay	L	8-102-1
<b>11/23/1969</b>	<b>Larry Brown</b>	<b>vs Atlanta</b>	<b>W</b>	<b>23-102-1</b>
12/15/1974	Duane Thomas	vs Chicago	W	8-102-1
10/29/1950	Bill Dudley	at Philadelphia	L	11-101-0
10/11/1970	Larry Brown	vs Detroit	W	22-101-1
12/24/1972	Larry Brown	vs Green Bay	W	25-101-0
9/9/1991	Earnest Byner	at Dallas	W	22-101-0
9/29/1996	Terry Allen	vs NY Jets	W	20-101-2
10/23/2005	Clinton Portis	vs San Francisco	W	19-101-3

12/2/1951	Rob Goode	vs Philadelphia	L	16-100-2
<b>11/21/1954</b>	<b>Billy Wells</b>	<b>at Cardinals</b>	<b>L</b>	<b>6-100-1</b>
<b>10/13/1975</b>	<b>Mike Thomas</b>	<b>vs St. Louis</b>	<b>W</b>	<b>18-100-2</b>
9/11/1983	John Riggins	at Philadelphia	W	27-100-1
11/5/1984	John Riggins	vs Atlanta	W	32-100-0
9/5/1988	Timmy Smith	at NY Giants	L	20-100-0
9/24/1989	Jamie Morris	at Dallas	W	26-100-1
10/8/1989	Earnest Byner	vs Phoenix	W	14-100-0
12/6/1992	Earnest Byner	at NY Giants	W	20-100-2
10/17/2010	Ryan Torain	vs Indianapolis	L	20-100-2
<b>12/4/2011</b>	<b>Roy Helu, Jr.</b>	<b>vs NY Jets</b>	<b>L</b>	<b>23-100-1</b>
1/3/2016	Alfred Morris	at Dallas	W	19-100-0

## 300-YARD PASSING GAMES

Entering 2016 season — rookies stylized.

Date	Player	Game	Att-Cmp-Yd-TD-INT
12/26/1999	Brad Johnson	at San Francisco	W 47-32-471-2-1
10/31/1948	Sammy Baugh	vs Boston	W 24-17-446-4-0
11/10/1991	Mark Rypien	vs Atlanta	W 31-16-442-6-0
9/11/1988	Doug Williams	vs Pittsburgh	W 52-30-430-2-1
9/21/2014	Kirk Cousins	at Philadelphia	L 48-30-427-3-1
9/19/2010	Donovan McNabb	vs Houston	L 38-28-426-1-0
11/17/1963	Norm Snead	vs Pittsburgh	L 40-23-424-2-2
10/27/1986	Jay Schroeder	at Giants	L 40-22-420-1-2
11/26/1967	Sonny Jurgensen	at Cleveland	L 50-32-418-3-0
10/2/1983	Joe Theismann	vs Raiders	W 39-23-417-3-0
11/28/1985	Sonny Jurgensen	vs Dallas	W 43-26-411-3-2
11/26/1989	Mark Rypien	vs Chicago	W 47-30-401-4-1
10/17/1983	Joe Theismann	at Green Bay	L 39-27-398-2-0
11/30/2014	Colt McCoy	at Indianapolis	L 47-31-392-3-0
9/20/1981	Joe Theismann	at St. Louis	L 37-25-388-4-1
10/11/1964	Sonny Jurgensen	vs Philadelphia	W 33-22-385-5-2
9/20/1998	Trent Green	at Seattle	L 54-27-383-2-2
9/12/1999	Brad Johnson	vs Dallas	L 33-20-382-2-0
9/12/1982	Joe Theismann	at Philadelphia	W 39-28-382-3-0
11/22/1998	Trent Green	vs Cardinals	L 49-30-382-4-1
9/18/1994	John Friesz	at Giants	L 50-32-381-2-2
12/15/2013	Kirk Cousins	at Atlanta	L 45-29-381-3-2
11/2/1988	Jay Schroeder	vs Minnesota	W 47-24-378-2-1
10/31/1943	Sammy Baugh	at Brooklyn	W 28-16-376-6-3
11/21/2010	Donovan McNabb	at Tennessee	W 50-30-376-1-1
12/6/2009	Jason Campbell	vs New Orleans	L 30-42-367-3-1
12/3/1967	Sonny Jurgensen	vs Philadelphia	T 50-30-366-4-2
12/26/2015	Kirk Cousins	at Philadelphia	W 48-31-365-4-0
9/28/1947	Sammy Baugh	at Philadelphia	L 34-21-364-5-2
10/29/1989	Mark Rypien	at Raiders	L 53-27-364-1-3
11/4/1990	Jeff Rutledge	at Detroit	W 42-30-363-1-0
1/12/1991	Mark Rypien	at San Francisco	L 48-27-361-1-3
10/10/2010	Donovan McNabb	vs Green Bay	L 49-26-357-1-1
9/14/2003	Patrick Ramsey	at Atlanta	W 39-25-356-2-0
11/23/1947	Sammy Baugh	vs Cardinals	W 33-25-355-6-2
12/12/1948	Sammy Baugh	at New York	W 42-25-354-3-3
10/12/2014	Kirk Cousins	at Arizona	L 38-24-354-2-3
12/8/1962	Norm Snead	at Baltimore	L 33-18-350-3-3
9/11/1989	Mark Rypien	vs Giants	L 32-22-349-2-2
<b>12/1/1985</b>	<b>Joy Schroeder</b>	<b>vs San Francisco</b>	<b>L 58-30-348-0-1</b>
9/21/2003	Patrick Ramsey	vs Giants	L 45-23-348-2-1
11/18/2007	Jason Campbell	at Dallas	L 54-33-348-2-1
11/13/1986	Sonny Jurgensen	vs Dallas	L 46-26-347-3-0
12/21/2001	Tony Banks	vs Carolina	W 30-17-346-1-1
12/22/1996	Gus Frototte	vs Dallas	W 31-22-346-0-1
10/28/1962	Norm Snead	at Giants	L 40-17-346-4-3
10/29/1995	Gus Frototte	vs Giants	L 44-24-345-0-4
12/14/1947	Sammy Baugh	vs Boston	W 41-25-343-3-1
9/21/1986	Jay Schroeder	at San Diego	W 36-16-341-1-0
9/27/2009	Jason Campbell	at Detroit	L 27-41-340-2-1
1/31/1988	Doug Williams	vs Denver	W 29-18-340-4-1
12/13/1981	Joe Theismann	vs Baltimore	W 38-23-339-2-1
11/2/1969	Sonny Jurgensen	at Baltimore	L 38-28-339-2-2
11/16/1969	Sonny Jurgensen	vs Dallas	L 35-24-338-4-4
10/3/1999	Brad Johnson	vs Carolina	W 33-20-337-4-0
1/2/2011	Rex Grossman	at Giants	L 44-28-336-2-1
12/28/2014	Robert Griffin III	vs Cowboys	L 41-27-336-1-2
<b>10/4/1987</b>	<b>Ed Rubert</b>	<b>vs St. Louis</b>	<b>W 24-14-334-3-1</b>
10/22/1967	Sonny Jurgensen	at Rams	T 41-18-334-4-0

# MILESTONE GAMES

10/8/1989.....	Mark Rypien.....	vs Phoenix.....	W.....	42-23-333-3-1
12/1/1963.....	Norm Snead.....	vs Baltimore.....	L.....	33-18-332-1-2
9/10/1984.....	Joe Theismann.....	at San Francisco.....	L.....	43-24-331-2-0
11/29/1987.....	Jay Schroeder.....	vs Giants.....	W.....	46-28-331-3-2
10/16/2005.....	Mark Brunell.....	at Kansas City.....	L.....	41-25-331-3-0
10/1/2006.....	Mark Brunell.....	vs Jacksonville.....	W.....	30-18-329-3-0
<b>12/16/2012.....</b>	<b>Kirk Cousins.....</b>	<b>at Cleveland.....</b>	<b>W.....</b>	<b>37-26-329-2-1</b>
9/9/2013.....	Robert Griffin III.....	vs Philadelphia.....	L.....	49-30-329-2-2
1/10/2016.....	Kirk Cousins.....	vs Green Bay.....	L.....	46-29-329-1-0
10/26/2008.....	Jason Campbell.....	at Detroit.....	W.....	28-23-328-1-0
9/8/2002.....	Shane Matthews.....	vs Arizona.....	W.....	40-28-327-3-0
10/15/1967.....	Sonny Jurgensen.....	at Atlanta.....	T.....	41-28-326-3-2
9/22/2013.....	Robert Griffin III.....	vs Detroit.....	L.....	50-32-326-0-1
11/17/1991.....	Mark Rypien.....	at Pittsburgh.....	W.....	28-21-325-2-0
11/23/1986.....	Jay Schroeder.....	vs Dallas.....	W.....	31-16-325-2-1
9/5/1983.....	Joe Theismann.....	vs Dallas.....	L.....	38-28-325-2-1
9/27/2004.....	Mark Brunell.....	vs Dallas.....	L.....	43-25-325-2-0
9/17/1967.....	Sonny Jurgensen.....	at Philadelphia.....	L.....	46-25-324-1-0
10/31/1983.....	Joe Theismann.....	at San Diego.....	W.....	46-25-324-1-1
11/15/2015.....	Kirk Cousins.....	vs New Orleans.....	W.....	25-20-324-4-0
<b>9/30/2012.....</b>	<b>Robert Griffin III.....</b>	<b>at Tampa Bay.....</b>	<b>W.....</b>	<b>35-26-323-2-0</b>
10/9/2005.....	Mark Brunell.....	at Denver.....	L.....	53-30-322-2-0
12/19/2010.....	Rex Grossman.....	at Dallas.....	L.....	43-25-322-4-2
9/14/2008.....	Jason Campbell.....	vs New Orleans.....	W.....	36-24-321-1-0
10/7/1975.....	Billy Kilmer.....	at Atlanta.....	W.....	38-25-320-3-1
<b>10/13/2002.....</b>	<b>Patrick Ramsey.....</b>	<b>vs New Orleans.....</b>	<b>L.....</b>	<b>43-21-320-1-4</b>
<b>9/9/2012.....</b>	<b>Robert Griffin III.....</b>	<b>at New Orleans.....</b>	<b>W.....</b>	<b>26-19-320-2-0</b>
9/15/2013.....	Robert Griffin III.....	at Green Bay.....	L.....	40-28-320-3-1
11/29/1984.....	Sonny Jurgensen.....	vs Giants.....	W.....	43-24-319-4-0
12/20/2015.....	Kirk Cousins.....	vs Buffalo.....	W.....	28-22-319-4-0
9/13/1981.....	Joe Theismann.....	vs Giants.....	L.....	48-27-318-1-4
10/25/2015.....	Kirk Cousins.....	vs Tampa Bay.....	W.....	40-33-317-3-0
9/24/2015.....	Kirk Cousins.....	at Giants.....	L.....	49-30-316-1-2
11/27/2011.....	Rex Grossman.....	at Seattle.....	W.....	35-26-314-2-2
11/14/1999.....	Brad Johnson.....	at Philadelphia.....	L.....	33-18-313-2-3
11/25/1984.....	Joe Theismann.....	vs Buffalo.....	W.....	33-26-311-2-1
11/16/1990.....	Mark Rypien.....	vs New Orleans.....	W.....	38-26-311-4-3
10/20/1963.....	Norm Snead.....	at Pittsburgh.....	L.....	28-13-309-1-0
9/26/1971.....	Billy Kilmer.....	at Giants.....	W.....	32-23-309-2-0
12/7/1986.....	Jay Schroeder.....	vs Giants.....	L.....	51-28-309-1-6
12/11/1986.....	Sonny Jurgensen.....	at Dallas.....	W.....	33-18-308-3-1
11/23/1987.....	Doug Williams.....	vs Rams.....	L.....	46-24-308-2-1
12/11/1949.....	Sammy Baugh.....	at Rams.....	L.....	48-29-308-3-2
10/19/1980.....	Joe Theismann.....	vs St. Louis.....	W.....	31-21-307-2-1
11/22/1984.....	Sonny Jurgensen.....	vs Dallas.....	W.....	33-20-307-1-1
11/9/1960.....	Joe Theismann.....	at Chicago.....	L.....	34-24-305-2-2
9/11/2011.....	Rex Grossman.....	vs Dallas.....	W.....	34-21-305-2-1
<b>11/22/2012.....</b>	<b>Robert Griffin III.....</b>	<b>at Dallas.....</b>	<b>W.....</b>	<b>27-19-304-4-1</b>
10/16/1988.....	Mark Rypien.....	vs Phoenix.....	W.....	27-15-303-4-1
10/13/1974.....	Sonny Jurgensen.....	vs Miami.....	W.....	39-26-303-2-3
9/25/1988.....	Mark Rypien.....	at Phoenix.....	L.....	41-26-303-3-1
1/1/1984.....	Joe Theismann.....	vs Rams.....	W.....	23-18-302-2-0
11/7/1976.....	Joe Theismann.....	at San Francisco.....	W.....	32-20-302-3-2
12/10/1989.....	Mark Rypien.....	vs San Diego.....	W.....	39-23-302-2-1
11/29/2015.....	Kirk Cousins.....	vs Giants.....	W.....	29-20-302-1-0
11/2/1975.....	Billy Kilmer.....	vs Dallas.....	W.....	39-21-301-3-4
11/25/2007.....	Jason Campbell.....	at Tampa Bay.....	L.....	49-30-301-1-2
11/23/1989.....	Sonny Jurgensen.....	vs Atlanta.....	W.....	32-26-300-2-1
12/13/2015.....	Kirk Cousins.....	at Chicago.....	W.....	31-24-300-1-1

12/8/1963.....	Bobby Mitchell.....	at NY Giants.....	L.....	8-197-1
9/18/1994.....	Henry Ellard.....	at NY Giants.....	L.....	10-197-1
12/7/1952.....	Hugh Taylor.....	at NY Giants.....	W.....	6-196-3
12/12/1948.....	Hugh Taylor.....	at NY Giants.....	W.....	9-194-2
1/31/1988.....	Ricky Sanders.....	vs Denver.....	W.....	9-193-2
10/20/1985.....	Gary Clark.....	at NY Giants.....	L.....	11-193-0
12/11/1994.....	Henry Ellard.....	at Arizona.....	L.....	8-191-1
12/13/1987.....	Gary Clark.....	vs Dallas.....	W.....	9-187-1
10/11/1964.....	Bobby Mitchell.....	vs Philadelphia.....	W.....	12-183-2
10/2/1983.....	Charlie Brown.....	vs LA Raiders.....	W.....	11-180-1
9/14/2003.....	Laveranues Coles.....	at Atlanta.....	W.....	11-180-1
9/27/2009.....	Santana Moss.....	at Detroit.....	L.....	10-178-1
9/21/1986.....	Art Monk.....	at San Diego.....	W.....	7-174-0
10/20/1963.....	Bobby Mitchell.....	at Pittsburgh.....	L.....	4-173-0
10/16/2005.....	Santana Moss.....	at Kansas City.....	L.....	10-173-2
11/3/2013.....	Pierre Garçon.....	vs San Diego.....	W.....	7-172-0
1/1/1984.....	Charlie Brown.....	vs LA Rams.....	W.....	6-171-0
9/24/1961.....	Fred Dugan.....	at Philadelphia.....	L.....	6-168-1
11/19/1961.....	Bill Anderson.....	at Dallas.....	T.....	10-168-0
11/4/1990.....	Art Monk.....	at Detroit.....	W.....	13-168-0
12/17/1989.....	Ricky Sanders.....	at Atlanta.....	W.....	7-167-0
9/27/2004.....	Rod Gardner.....	vs Dallas.....	L.....	10-167-2
11/10/1991.....	Art Monk.....	vs Atlanta.....	W.....	7-164-2
10/10/1965.....	Bobby Mitchell.....	vs St. Louis.....	L.....	8-164-0
12/26/1987.....	Ricky Sanders.....	at Minnesota.....	W.....	8-164-2
9/14/2008.....	Santana Moss.....	vs New Orleans.....	W.....	7-164-1
1/12/1991.....	Art Monk.....	at San Francisco.....	L.....	10-163-1
9/9/2007.....	Antwan Randle El.....	vs Miami.....	W.....	5-162-0
9/25/1994.....	Henry Ellard.....	vs Atlanta.....	L.....	6-162-1
<b>10/28/1945.....</b>	<b>Steve Bagarus.....</b>	<b>at NY Giants.....</b>	<b>W.....</b>	<b>8-162-0</b>
9/30/1990.....	Gary Clark.....	at Phoenix.....	W.....	8-162-2
12/12/1937.....	Wayne Milner.....	at Chicago.....	W.....	9-160-2
12/24/2005.....	Santana Moss.....	vs NY Giants.....	W.....	5-160-3
9/12/1999.....	Michael Westbrook.....	vs Dallas.....	L.....	5-159-1
9/19/2005.....	Santana Moss.....	at Dallas.....	W.....	5-159-2
10/31/1948.....	Dick Todd.....	vs Boston.....	W.....	5-158-2
10/28/1962.....	Bobby Mitchell.....	at NY Giants.....	L.....	5-158-2
10/14/1962.....	Bobby Mitchell.....	at St. Louis.....	T.....	7-158-1
10/29/1989.....	Ricky Sanders.....	at LA Raiders.....	L.....	12-158-1
10/6/2014.....	DeSean Jackson.....	vs Seattle.....	L.....	5-157-1
<b>12/26/1982.....</b>	<b>Charlie Brown.....</b>	<b>at New Orleans.....</b>	<b>W.....</b>	<b>4-156-2</b>
11/16/1969.....	Charley Taylor.....	vs Dallas.....	W.....	6-155-1
11/10/1974.....	Charley Taylor.....	at Philadelphia.....	W.....	9-155-1
9/17/1989.....	Gary Clark.....	vs Philadelphia.....	L.....	4-153-2
10/21/1973.....	Charley Taylor.....	vs St. Louis.....	W.....	7-153-1
12/20/2015.....	DeSean Jackson.....	vs Buffalo.....	W.....	6-153-1
11/14/1999.....	Michael Westbrook.....	at Philadelphia.....	L.....	4-152-1
11/23/1986.....	Gary Clark.....	vs Dallas.....	W.....	8-152-1
10/13/1996.....	Henry Ellard.....	at New England.....	W.....	8-152-1
11/26/1989.....	Art Monk.....	vs Chicago.....	W.....	9-152-2
9/17/1950.....	Hugh Taylor.....	at Baltimore.....	W.....	5-150-3
10/2/1966.....	Bobby Mitchell.....	vs Pittsburgh.....	W.....	6-150-2
12/1/1985.....	Art Monk.....	vs San Francisco.....	L.....	8-150-0
12/23/1989.....	Gary Clark.....	at Seattle.....	W.....	9-149-1
10/22/1967.....	Charley Taylor.....	at Los Angeles.....	T.....	3-148-1
12/13/1981.....	Art Monk.....	vs Baltimore.....	W.....	7-148-1
9/30/1962.....	Bobby Mitchell.....	vs St. Louis.....	W.....	7-147-2
11/27/1983.....	Charlie Brown.....	vs Philadelphia.....	W.....	7-147-1
10/21/1962.....	Bobby Mitchell.....	at Philadelphia.....	W.....	8-147-2
12/31/1972.....	Charley Taylor.....	vs Dallas.....	W.....	7-146-2
11/19/1939.....	Andy Farkas.....	vs Chi. Cardinals.....	W.....	3-145-2
12/11/1966.....	Charley Taylor.....	at Dallas.....	W.....	4-145-1
9/11/1988.....	Ricky Sanders.....	vs Pittsburgh.....	W.....	5-145-1
<b>11/8/1981.....</b>	<b>Virgil Seay.....</b>	<b>vs Detroit.....</b>	<b>W.....</b>	<b>8-145-0</b>
10/29/1989.....	Gary Clark.....	at LA Raiders.....	L.....	8-145-1
12/3/1967.....	Jerry Smith.....	vs Philadelphia.....	T.....	9-145-2
9/8/2008.....	Santana Moss.....	at Dallas.....	W.....	8-145-0
9/21/1986.....	Gary Clark.....	at San Diego.....	W.....	6-144-1
10/30/1949.....	Harold Crisler.....	at NY Bulldogs.....	T.....	8-144-0
9/17/1967.....	Charley Taylor.....	at Philadelphia.....	L.....	8-144-0
12/23/2013.....	Pierre Garçon.....	vs Dallas.....	L.....	11-144-1
9/11/1989.....	Ricky Sanders.....	vs NY Giants.....	L.....	6-143-1
10/26/1947.....	Eddie Saenz.....	vs Chicago.....	W.....	9-143-1
9/15/2013.....	Pierre Garçon.....	at Green Bay.....	L.....	8-143-1
10/4/1958.....	John Carson.....	at Chi. Cardinals.....	L.....	8-142-1
9/24/1950.....	Howie Livingston.....	at Green Bay.....	L.....	4-141-2
10/2/1988.....	Ricky Sanders.....	vs NY Giants.....	L.....	7-141-2
10/7/1984.....	Art Monk.....	at Indianapolis.....	W.....	8-141-3
12/16/1962.....	Dick James.....	vs Pittsburgh.....	L.....	5-140-2

## 100-YARD RECEIVING GAMES

Entering 2016 season — rookies *stylized*.

Date	Player	Game	W/L/T	Rec-Yds-TD
10/4/1987.....	Anthony Allen.....	vs St. Louis.....	W.....	7-255-3
10/27/1988.....	Gary Clark.....	at NY Giants.....	L.....	11-241-1
12/15/1985.....	Art Monk.....	vs Cincinnati.....	W.....	13-230-1
11/17/1983.....	Bobby Mitchell.....	vs Pittsburgh.....	L.....	11-218-2
10/31/1943.....	Wilbur Moore.....	at Brooklyn.....	W.....	7-213-2
<b>9/29/1947.....</b>	<b>Hugh Taylor.....</b>	<b>at Philadelphia.....</b>	<b>L.....</b>	<b>8-212-3</b>
10/22/2000.....	Albert Connell.....	at Jacksonville.....	W.....	7-211-3
<b>10/21/2001.....</b>	<b>Rod Gardner.....</b>	<b>vs Carolina.....</b>	<b>W.....</b>	<b>6-208-1</b>
11/10/1991.....	Gary Clark.....	vs Atlanta.....	W.....	4-203-3
9/10/1984.....	Art Monk.....	at San Francisco.....	L.....	10-200-0
11/7/1976.....	Frank Grant.....	at San Francisco.....	W.....	11-200-0
11/13/1986.....	Charley Taylor.....	vs Dallas.....	L.....	11-199-2

# MILESTONE GAMES

11/20/1983	.....Charlie Brown.....	at LA Rams.....	W.....	8-140-1
10/3/1999	.....Michael Westbrook...vs Carolina.....	W.....	8-140-2	
10/26/2008	.....Santana Moss.....	at Detroit.....	W.....	9-140-1
11/2/1952	.....Hugh Taylor.....	vs Pittsburgh.....	L.....	4-139-1
11/28/1965	.....Charley Taylor.....	vs Dallas.....	W.....	7-139-1
10/10/1976	.....Frank Grant.....	vs Kansas City.....	L.....	8-138-1
10/1/2006	.....Santana Moss.....	vs Jacksonville.....	W.....	4-138-3
9/21/2014	.....Pierre Garçon.....	at Philadelphia.....	L.....	11-138-1
9/12/1999	.....Albert Connell.....	vs Dallas.....	L.....	4-137-1
1/9/1984	.....Charlie Brown.....	vs San Francisco.....	W.....	5-137-1
12/18/1966	.....Jerry Smith.....	vs Philadelphia.....	L.....	7-137-2
12/13/1971	.....Roy Jefferson.....	at Los Angeles.....	W.....	8-137-2
10/9/1949	.....Hugh Taylor.....	vs NY Giants.....	L.....	4-136-2
12/16/1984	.....Art Monk.....	vs St. Louis.....	W.....	11-136-2
10/27/2014	.....DeSean Jackson.....	at Dallas.....	W.....	6-136-0
12/7/1975	.....Frank Grant.....	at Atlanta.....	W.....	5-135-1
9/16/1962	.....Bobby Mitchell.....	at Dallas.....	T.....	6-135-2
10/29/1995	.....Leslie Shepherd.....	vs NY Giants.....	L.....	7-135-0
11/22/1998	.....Michael Westbrook.....	vs Arizona.....	L.....	10-135-3
10/3/1999	.....Albert Connell.....	vs Carolina.....	W.....	5-134-2
10/18/1972	.....Charley Taylor.....	at New England.....	L.....	7-134-2
9/12/1982	.....Art Monk.....	at Philadelphia.....	W.....	8-134-1
9/30/1979	.....Danny Buggs.....	at Atlanta.....	W.....	10-134-0
<b>10/20/2013</b>	<b>.....Jordan Reed.....</b>	<b>vs Chicago.....</b>	<b>W.....</b>	<b>9-134-1</b>
9/20/1998	.....Michael Westbrook.....	at Seattle.....	L.....	7-132-2
11/4/1990	.....Gary Clark.....	at Detroit.....	W.....	8-132-1
9/23/1973	.....Charley Taylor.....	at St. Louis.....	L.....	9-132-1
11/4/1990	.....Ricky Sanders.....	at Detroit.....	W.....	11-132-0
12/17/1989	.....Art Monk.....	at Atlanta.....	W.....	6-131-2
9/8/2002	.....Rod Gardner.....	vs Arizona.....	W.....	7-131-1
11/18/1990	.....Gary Clark.....	vs New Orleans.....	W.....	8-131-2
<b>11/15/2015</b>	<b>.....Matt Jones.....</b>	<b>vs. New Orleans.....</b>	<b>W.....</b>	<b>3-131-1</b>
12/6/1987	.....Gary Clark.....	at St. Louis.....	W.....	5-130-1
12/4/1994	.....Desmond Howard.....	at Tampa Bay.....	L.....	5-130-1
9/26/1948	.....Harold Crisler.....	vs Pittsburgh.....	W.....	6-130-0
11/18/1985	.....Art Monk.....	vs NY Giants.....	W.....	7-130-0
11/17/1991	.....Art Monk.....	at Pittsburgh.....	W.....	8-130-1
<b>12/7/1986</b>	<b>.....Kelvin Bryant.....</b>	<b>vs NY Giants.....</b>	<b>L.....</b>	<b>13-130-1</b>
12/15/1991	.....Gary Clark.....	vs NY Giants.....	W.....	3-129-2
12/13/1986	.....Art Monk.....	at Denver.....	L.....	6-129-1
15/15/2013	.....Pierre Garçon.....	at Atlanta.....	L.....	7-129-1
12/26/2015	.....Jordan Reed.....	at Philadelphia.....	W.....	9-129-2
9/20/1981	.....Art Monk.....	at St. Louis.....	L.....	4-128-1
12/4/1988	.....Ricky Sanders.....	at Philadelphia.....	W.....	10-128-1
11/10/1940	.....Dick Todd.....	at Brooklyn.....	L.....	7-126-0
11/24/1996	.....Michael Westbrook.....	vs San Francisco.....	L.....	7-126-0
11/1/1987	.....Art Monk.....	at NY Giants.....	L.....	8-126-0
12/20/2014	.....DeSean Jackson.....	vs Philadelphia.....	W.....	4-126-0
9/26/1971	.....Charley Taylor.....	at NY Giants.....	W.....	6-125-2
10/24/1971	.....Charley Taylor.....	at Kansas City.....	L.....	7-125-2
12/26/1999	.....Michael Westbrook.....	at San Francisco.....	W.....	7-125-1
11/23/1997	.....Michael Westbrook.....	vs NY Giants.....	T.....	9-125-0
11/9/2003	.....Laveranues Coles.....	vs Seattle.....	W.....	5-125-1
<b>11/28/1982</b>	<b>.....Charlie Brown.....</b>	<b>vs Philadelphia.....</b>	<b>W.....</b>	<b>3-124-1</b>
11/27/1966	.....Charley Taylor.....	vs NY Giants.....	W.....	6-124-2
10/11/1970	.....Charley Taylor.....	vs Detroit.....	W.....	6-124-2
<b>11/9/1980</b>	<b>.....Art Monk.....</b>	<b>at Chicago.....</b>	<b>L.....</b>	<b>8-124-0</b>
11/26/1989	.....Gary Clark.....	vs Chicago.....	W.....	8-124-1
9/6/1981	.....Joe Washington.....	vs Dallas.....	L.....	10-124-1
9/26/2010	.....Santana Moss.....	at St. Louis.....	L.....	6-124-1
9/27/1959	.....Bill Anderson.....	at Chi. Cardinals.....	L.....	6-123-0
11/2/1986	.....Gary Clark.....	vs Minnesota.....	W.....	6-123-1
9/27/1981	.....Terry Metcalf.....	at Philadelphia.....	L.....	8-123-0
11/26/1967	.....Charley Taylor.....	at Cleveland.....	L.....	11-123-2
12/3/2006	.....Santana Moss.....	vs Atlanta.....	L.....	7-123-1
11/30/2014	.....Jordan Reed.....	at Indianapolis.....	L.....	9-123-0
<b>12/8/1962</b>	<b>.....Leroy Jackson.....</b>	<b>at Baltimore.....</b>	<b>L.....</b>	<b>3-122-1</b>
9/15/1963	.....Bobby Mitchell.....	at Cleveland.....	L.....	4-122-1
9/24/2000	.....Albert Connell.....	at NY Giants.....	W.....	4-122-0
12/8/2002	.....Derrius Thompson.....	vs NY Giants.....	L.....	6-122-0
12/30/1984	.....Art Monk.....	vs Chicago.....	L.....	10-122-0
10/3/2004	.....Laveranues Coles.....	at Cleveland.....	L.....	7-122-0
10/22/1950	.....Hugh Taylor.....	vs Chi. Cardinals.....	L.....	4-121-3
9/15/1988	.....Gerry Allen.....	at Chicago.....	W.....	4-121-1
10/10/1943	.....Wilbur Moore.....	vs Brooklyn.....	W.....	5-121-2
11/26/2000	.....James Thrash.....	vs Philadelphia.....	L.....	5-121-1
11/9/1958	.....Jim Podoley.....	vs Chi. Cardinals.....	W.....	5-121-2
11/16/2007	.....Santana Moss.....	at Dallas.....	L.....	9-121-1
11/13/1988	.....Craig McEwen.....	vs Chicago.....	L.....	3-120-0

12/13/1970	.....Jon Henderson.....	vs Philadelphia.....	W.....	6-120-1
12/17/1988	.....Ricky Sanders.....	at Cincinnati.....	L.....	6-120-1
10/8/1961	.....Fred Dugan.....	at Cleveland.....	L.....	7-120-0
11/2/2014	.....DeSean Jackson.....	at Minnesota.....	L.....	4-120-1
12/13/2015	.....Jordan Reed.....	at Chicago.....	W.....	9-120-1
10/10/2016	.....Jordan Reed.....	vs. Green Bay.....	L.....	9-120-1
12/15/1974	.....Frank Grant.....	vs Chicago.....	W.....	4-119-0
11/19/1978	.....John McDaniel.....	vs St. Louis.....	L.....	4-119-1
11/14/1948	.....Harold Crisler.....	vs Detroit.....	W.....	5-119-0
11/8/1987	.....Gary Clark.....	at Philadelphia.....	L.....	5-119-1
10/20/1996	.....Henry Ellard.....	vs NY Giants.....	W.....	5-119-0
12/11/1983	.....Art Monk.....	at Dallas.....	W.....	6-119-1
9/18/1966	.....Bobby Mitchell.....	at St. Louis.....	L.....	9-119-1
11/7/2013	.....Pierre Garçon.....	at Minnesota.....	L.....	7-119-1
12/7/1947	.....Eddie Saenz.....	at NY Giants.....	L.....	7-118-1
10/16/1949	.....Harold Crisler.....	vs NY Bulldogs.....	W.....	7-118-3
12/12/1965	.....Bobby Mitchell.....	vs NY Giants.....	L.....	8-118-1
12/21/1985	.....Gary Clark.....	at St. Louis.....	W.....	8-118-1
12/7/1980	.....Clarence Harmon.....	vs San Diego.....	W.....	12-118-0
9/14/2003	.....Rod Gardner.....	at Atlanta.....	W.....	9-118-1
10/10/2010	.....Santana Moss.....	vs Green Bay.....	L.....	7-118-0
10/29/1944	.....Joe Aguirre.....	vs Chi. Cardinals.....	W.....	3-117-2
11/25/1962	.....Dick James.....	vs NY Giants.....	L.....	5-117-2
9/24/1937	.....Wayne Millner.....	vs Chi. Cardinals.....	L.....	7-117-0
11/29/1964	.....Preston Carpenter.....	vs NY Giants.....	W.....	7-117-1
9/21/2014	.....DeSean Jackson.....	at Philadelphia.....	L.....	5-117-1
11/28/1968	.....Jerry Smith.....	at Dallas.....	L.....	6-116-1
12/13/1998	.....Albert Connell.....	at Carolina.....	W.....	8-116-1
12/1/1985	.....Gary Clark.....	vs San Francisco.....	L.....	10-116-0
10/9/2005	.....Santana Moss.....	at Denver.....	L.....	8-116-0
9/13/1964	.....Bobby Mitchell.....	vs Cleveland.....	L.....	4-115-0
11/29/1984	.....Calvin Muhammad.....	at Minnesota.....	W.....	5-115-1
12/30/2007	.....Santana Moss.....	vs Dallas.....	W.....	8-115-1
11/20/2011	.....Jabar Gaffney.....	vs Dallas.....	L.....	7-115-1
10/12/2014	.....DeSean Jackson.....	at Arizona.....	L.....	3-115-1
11/17/1968	.....Charley Taylor.....	vs Dallas.....	L.....	5-114-2
10/15/1967	.....Bobby Mitchell.....	at Atlanta.....	T.....	6-114-1
9/24/1989	.....Art Monk.....	at Dallas.....	W.....	6-114-0
1/26/1992	.....Gary Clark.....	vs Buffalo.....	W.....	7-114-1
12/20/1992	.....Ricky Sanders.....	at Philadelphia.....	L.....	7-114-1
12/2/1962	.....Bobby Mitchell.....	vs Philadelphia.....	L.....	8-114-0
10/2/1953	.....Hugh Taylor.....	at Philadelphia.....	T.....	4-113-2
11/8/1964	.....Bobby Mitchell.....	at Cleveland.....	L.....	7-113-2
1/26/1992	.....Art Monk.....	vs Buffalo.....	W.....	7-113-0
11/30/1947	.....Bob Nussbaumer.....	at Boston.....	L.....	8-113-1
10/15/1939	.....Andy Farkas.....	vs Pittsburgh.....	W.....	3-112-1
10/13/1963	.....Bobby Mitchell.....	vs Philadelphia.....	L.....	3-112-2
10/22/1995	.....Henry Ellard.....	vs Detroit.....	W.....	6-112-1
11/29/1987	.....Gary Clark.....	vs NY Giants.....	W.....	7-112-1
10/23/2005	.....Santana Moss.....	vs San Francisco.....	W.....	5-112-1
10/19/1952	.....Hugh Taylor.....	at Pittsburgh.....	W.....	3-111-2
10/3/1949	.....Hugh Taylor.....	at Pittsburgh.....	W.....	5-111-2
11/18/1979	.....Danny Buggs.....	vs Dallas.....	W.....	5-111-0
10/29/1995	.....Henry Ellard.....	vs NY Giants.....	L.....	6-111-0
10/13/1974	.....Roy Jefferson.....	vs Miami.....	W.....	7-111-1
10/2/1954	.....Hugh Taylor.....	at Pittsburgh.....	L.....	8-111-0
11/6/1966	.....Charley Taylor.....	at Baltimore.....	L.....	8-111-1
12/16/2004	.....Rod Gardner.....	at San Francisco.....	W.....	6-111-0
12/16/1984	.....Calvin Muhammad.....	vs St. Louis.....	W.....	5-110-0
10/8/1995	.....Henry Ellard.....	at Philadelphia.....	L.....	5-110-2
11/23/1969	.....Charlie Harraway.....	vs Atlanta.....	W.....	6-110-1
1/8/1963	.....Alvin Garrett.....	vs Detroit.....	W.....	6-110-3
11/29/1998	.....Stephen Davis.....	at Oakland.....	W.....	7-110-1
10/17/1999	.....Albert Connell.....	at Arizona.....	W.....	8-110-0
10/12/1969	.....Bob Long.....	vs St. Louis.....	W.....	9-110-0
1/3/2010	.....Malcolm Kelly.....	at San Diego.....	L.....	5-109-0
11/21/1948	.....Harold Crisler.....	at Philadelphia.....	L.....	2-109-2
11/9/1975	.....Frank Grant.....	at NY Giants.....	W.....	2-109-1
11/29/1970	.....Walt Roberts.....	vs NY Giants.....	L.....	4-109-1
9/14/1998	.....Michael Westbrook.....	vs San Francisco.....	L.....	5-109-0
10/30/1949	.....Hugh Taylor.....	at NY Bulldogs.....	T.....	6-109-1
12/8/1985	.....Art Monk.....	at Philadelphia.....	W.....	7-109-0
10/5/2008	.....Chris Cooley.....	at Philadelphia.....	W.....	8-109-1
9/9/2012	.....Pierre Garçon.....	at New Orleans.....	W.....	4-109-2
<b>1/3/2016</b>	<b>.....Jamison Crowder.....</b>	<b>at Dallas.....</b>	<b>W.....</b>	<b>5-109-1</b>
12/26/1943	.....Wilbur Moore.....	at Chicago.....	L.....	5-108-0
12/6/1959	.....Bill Anderson.....	vs Philadelphia.....	L.....	5-108-1
12/5/1999	.....Michael Westbrook.....	at Detroit.....	L.....	5-108-1
10/23/1994	.....Henry Ellard.....	at Indianapolis.....	W.....	6-108-0

# MILESTONE GAMES

10/19/1987	... Craig McEwen	.....at Dallas	.....W	.....7-108-0
11/23/1989	...Bob Long	.....vs Atlanta	.....W	10-108-0
11/22/1984	...Angelo Coia	.....vs Dallas	.....W	6-107-1
9/1/1991	...Gary Clark	.....vs Detroit	.....W	6-107-1
12/8/1982	...Bobby Mitchell	.....at Baltimore	.....L	7-107-0
11/20/1994	...Desmond Howard	.....at Dallas	.....L	7-107-1
11/22/1998	...Leslie Shepherd	.....vs Arizona	.....L	7-107-1
10/4/1959	...Bill Anderson	.....at Pittsburgh	.....W	3-106-1
11/3/1940	...James Johnston	.....vs Pittsburgh	.....W	4-106-2
11/2/1958	...Joe Walton	.....at Pittsburgh	.....L	4-106-1
10/4/1992	...Gary Clark	.....at Phoenix	.....L	4-106-0
12/12/1954	...Hugh Taylor	.....vs Chi. Cardinals	.....W	5-106-3
9/28/1975	...Roy Jefferson	.....vs NY Giants	.....W	5-106-2
12/26/1999	...Albert Connell	.....at San Francisco	.....W	5-106-0
11/26/1967	...Bobby Mitchell	.....at Cleveland	.....L	6-106-1
11/3/1985	...Art Monk	.....at Atlanta	.....W	6-106-1
10/1/1967	...Charley Taylor	.....vs NY Giants	.....W	7-106-0
9/20/1981	...Ricky Thompson	.....at St. Louis	.....L	7-106-2
10/31/1983	...Art Monk	.....at San Diego	.....W	7-106-0
9/16/1990	...Gary Clark	.....at San Francisco	.....L	7-106-0
10/13/1991	...Art Monk	.....vs Cleveland	.....W	7-106-1
9/4/2003	...Laveranues Coles	.....vs NY Jets	.....W	5-106-0
11/13/2011	...Leonard Hankerson	.....at Miami	.....L	8-106-0
11/21/2010	...Santana Moss	.....at Tennessee	.....W	6-106-1
12/3/2012	...Pierre Garçon	.....vs NY Giants	.....W	8-106-1
12/14/1958	...Bill Anderson	.....vs Philadelphia	.....W	3-105-1
10/9/1966	...Charley Taylor	.....vs Atlanta	.....W	3-105-1
12/16/1973	...Larry Brown	.....vs Philadelphia	.....W	3-105-3
10/17/1983	...Art Monk	.....at Green Bay	.....L	5-105-0
11/2/1975	...Frank Grant	.....vs Dallas	.....W	6-105-1
11/11/1984	...Calvin Muhammad	.....vs Detroit	.....W	7-105-0
9/4/1994	...Henry Ellard	.....vs Seattle	.....L	7-105-0
9/21/2003	...Laveranues Coles	.....vs NY Giants	.....L	7-105-0
10/14/2007	...Chris Cooley	.....at Green Bay	.....L	9-105-1
9/11/2011	...Fred Davis	.....vs NY Giants	.....W	5-105-0
11/6/2011	...Roy Helu, Jr.	.....vs San Francisco	.....L	14-105-0
11/18/2001	...Michael Westbrook	.....at Denver	.....W	9-104-1
10/13/1957	...Jim Padoley	.....vs NY Giants	.....L	3-104-1
12/11/1988	...Terry Orr	.....vs Dallas	.....L	3-104-1
9/27/1998	...Michael Westbrook	.....vs Denver	.....L	3-104-1
10/28/1984	...Art Monk	.....at NY Giants	.....L	4-104-0
10/6/1957	...John Carson	.....at Cardinals	.....W	5-104-1
10/14/1984	...Calvin Muhammad	.....vs Dallas	.....W	5-104-1
12/13/1981	...Virgil Seay	.....vs Baltimore	.....W	7-104-1
10/4/1970	...Jerry Smith	.....at Philadelphia	.....W	8-104-1
11/25/1984	...Art Monk	.....vs Buffalo	.....W	11-104-1
10/31/1948	...Tom Farmer	.....vs Boston	.....W	5-103-0
11/12/1987	...Bobby Mitchell	.....vs San Francisco	.....W	5-103-0
11/10/1985	...Art Monk	.....vs Dallas	.....L	5-103-0
9/28/1986	...Art Monk	.....vs Seattle	.....W	5-103-0
11/18/1945	...Steve Bogarus	.....vs Chicago	.....W	6-103-1
11/23/1947	...Paul McKee	.....vs Chi. Cardinals	.....W	7-103-2
12/8/1968	...Jerry Smith	.....vs Cleveland	.....L	7-103-1
12/11/1988	...Art Monk	.....vs Dallas	.....L	7-103-0
12/30/2006	...Santana Moss	.....vs NY Giants	.....L	6-103-1
10/1/1950	...Hugh Taylor	.....vs Pittsburgh	.....L	4-102-1
10/26/1947	...Joe Duckworth	.....vs Chicago	.....L	5-102-2
11/2/1986	...Art Monk	.....vs Minnesota	.....W	6-102-1
11/5/2000	...James Thrash	.....at Arizona	.....L	6-102-0
10/22/1967	...Jerry Smith	.....at Los Angeles	.....T	7-102-3
10/19/1970	...Charley Taylor	.....at Oakland	.....L	7-102-1
11/26/1967	...A.D. Whitfield	.....at Cleveland	.....L	8-102-0
9/13/1987	...Gary Clark	.....vs Philadelphia	.....W	8-102-0
10/8/1989	...Art Monk	.....vs Phoenix	.....W	8-102-1
10/13/1940	...Dick Todd	.....vs Chi. Cardinals	.....W	2-101-1
9/11/1989	...Gary Clark	.....vs NY Giants	.....L	6-101-0
10/31/1983	...Charlie Brown	.....at San Diego	.....W	8-101-0
11/12/1967	...Jerry Smith	.....vs San Francisco	.....W	9-101-2
9/5/1983	...Alvin Garrett	.....vs Dallas	.....L	10-101-0
12/6/2009	...Devin Thomas	.....vs New Orleans	.....L	7-100-2
11/15/1953	...Hugh Taylor	.....vs Chicago	.....L	2-100-1
10/31/1943	...Joe Aguirre	.....at Brooklyn	.....W	4-100-2
11/3/1963	...Bobby Mitchell	.....at Dallas	.....L	5-100-0
11/15/1970	...Charley Taylor	.....at NY Giants	.....L	5-100-1
10/13/1957	...John Carson	.....vs NY Giants	.....L	6-100-1
10/22/1972	...Larry Brown	.....vs Dallas	.....W	7-100-1
12/5/1982	...Art Monk	.....vs Dallas	.....L	7-100-0
9/7/1986	...Gary Clark	.....vs Philadelphia	.....W	7-100-0

1/9/1993	...Gary Clark	.....at San Francisco	.....L	7-100-0
11/10/2002	...Rod Gardner	.....at Jacksonville	.....L	7-100-1
10/7/2007	...Antwaan Randle El	.....vs Detroit	.....W	7-100-0
12/19/2010	...Anthony Armstrong	.....at Dallas	.....L	5-100-0

## MILESTONE GAME FACTS & FIGURES

Who has the most 100- or 300-yard games in team history? What is the Redskins' record in these contests? Find out below.

### TOP TEN: 100-YARD RUSHING GAMES

Rank	Player	No. of Games
1	Clinton Portis	26
2	John Riggins	25
3	Larry Brown	21
4	Stephen Davis	19
5	Alfred Morris	13
6t	Earnest Byner	12
6t	George Rogers	12
6t	Terry Allen	12
9t	Cliff Battles	9
9t	Ladell Betts	9

### TOP TEN: 300-YARD PASSING GAMES

Rank	Player	No. of Games
1	Sonny Jurgensen	15
2	Joe Theismann	14
3	Kirk Cousins	12
4	Mark Rypien	11
5t	Sammy Baugh	7
5t	Jay Schroeder	7
5t	Robert Griffin III	7
8	Jason Campbell	6
9	Norm Snead	5
10t	Brad Johnson	4
10t	Mark Brunell	4
10t	Rex Grossman	4

### TOP TEN: 100-YARD RECEIVING GAMES

Rank	Player	No. of Games
1	Art Monk	36
2	Gary Clark	28
3	Bobby Mitchell	23
4	Charley Taylor	22
5	Santana Moss	17
6	Hugh Taylor	15
7	Michael Westbrook	12
8	Ricky Sanders	11
9	Henry Ellard	10
10t	Pierre Garçon	8
10t	Charlie Brown	8

### TOTALS

Players to record at least one 100-yard rushing game:	52
Total number of individual 100-yard rushing performances:	243

Players to record at least one 300-yard passing game:	24
Total number of individual 300-yard passing performances:	118

Players to record at least one 100-yard receiving game:	78
Total number of individual 100-yard receiving performances:	331

### RECORD WHEN...

... a Redskin rushes for 100 yards or more:	181-57-1
... two Redskins rush for 100 yards or more:	4-0
... a Redskin passes for 300 yards or more:	60-55-3
... at least one Redskin posts 100 receiving yards:	155-133-9
... only one Redskin posts 100 or more receiving yards:	138-120-7
... only two Redskins post 100 or more receiving yards:	16-12-2
... three Redskins register 100 or more receiving yards:	1-1
... at least one Redskin posts 150 or more receiving yards:	37-25-2
... at least one Redskin posts 200 or more receiving yards:	7-4

# OVERTIME GAMES

In 1974, the NFL established overtime to decide regular season games. Since then, the Redskins have compiled a 25-15-1 record in overtime games.

## **Nov. 2, 1975 - RFK Stadium**

### **Washington 30, Dallas 24**

Ken Houston returned a Roger Staubach interception 14 yards, and Billy Kilmer scored the winning touchdown after 6:34 of overtime action.

## **Nov. 16, 1975 - Busch Stadium**

### **St. Louis 20, Washington 17**

The Cards scored with 20 seconds remaining on a catch by Mel Gray to force overtime. St. Louis won the coin toss and marched to set up a 37-yard Jim Bakken field goal to win after seven minutes of play.

## **Nov. 23, 1975 - RFK Stadium**

### **Oakland 26, Washington 23**

George Blanda's 27-yard field goal decided the contest after 7:13.

## **Sept. 27, 1976 - Veterans Stadium**

### **Washington 20, Philadelphia 17**

Mark Moseley's 29-yard field goal won the Monday night game with 12:49 elapsed in overtime.

## **Nov. 12, 1978 - RFK Stadium**

### **Washington 16, New York Giants 13**

Washington won on Moseley's 45-yard field goal after 3:32 elapsed.

## **Nov. 15, 1981 - Giants Stadium**

### **Washington 30, New York Giants 27**

Moseley kicked a 49-yard field goal on the game's final play to force overtime and a 48-yard field goal to win with 3:44 elapsed.

## **Sept. 12, 1982 - Veterans Stadium**

### **Washington 37, Philadelphia 34**

The Redskins sent the game into overtime on a 48-yard field goal by Moseley with :01 to play. Moseley won the game with a 26-yarder.

## **Nov. 2, 1986 - RFK Stadium**

### **Washington 44, Minnesota 38**

Jay Schroeder engineered a four-play, 63-yard drive ending with a Gary Clark 38-yard touchdown pass.

## **Dec. 26, 1987 - Metrodome**

### **Washington 27, Minnesota 24**

Ricky Sanders' 51-yard touchdown reception from Doug Williams with less than two minutes remaining tied the score at 24. Ali Haji-Sheikh kicked the 26-yard game-winning field goal after Sanders' 36-yard kickoff return in overtime.

## **Dec. 17, 1988 - Riverfront Stadium**

### **Cincinnati 20, Washington 17**

Jim Breech connected from 20 yards out seven minutes into sudden death.

## **Nov. 4, 1990 - Pontiac Silverdome**

### **Washington 41, Detroit 38**

Chip Lohmiller's 34-yard field goal 9:10 into overtime capped the Redskins comeback that equalled the team's greatest in history. Down by 21 points in the third quarter and 17 points entering the fourth, Jeff Rutledge's 12-yard run tied the game with :18 seconds remaining.

## **Nov. 3, 1991 - RFK Stadium**

### **Washington 16, Houston 13**

Darrell Green intercepted a Warren Moon pass which set-up Lohmiller's 41-yard field goal 5:01 into overtime moving the Redskins to a 9-0 record. The Oilers tied the game with less than two minutes in regulation and had a chance to win after Brian Mitchell fumbled the kickoff, but Ian Howfield's 33-yard attempt sailed wide left.

## **Oct. 16, 1994 - RFK Stadium**

### **Arizona 19, Washington 16**

Arizona scored the tying touchdown with :19 left in regulation. Arizona's game-winner was set up by Terry Hoage, who intercepted a Heath Shuler pass and returned it 12 yards to the 23. Peterson kicked the game-winning 29-yard field goal.

## **Oct. 8, 1995 - Veterans Stadium**

### **Philadelphia 37, Washington 34**

Down 10 points in the 4th quarter, Gus Frerotte guided the Redskins back with a touchdown pass to Henry Ellard and Eddie Murray's 46-yard field goal tied it up with :52 left. In OT, Washington stalled on its opening drive and the Eagles' Gary Anderson won the game with a 35-yard field goal.

## **Oct. 22, 1995 - RFK Stadium**

### **Washington 36, Detroit 30**

Trailing 30-27, Eddie Murray's 39-yard field goal tied it with :04 to play. Darrell Green's seven-yard interception return of a Scott Mitchell pass for a touchdown 3:41 into overtime ended the game.

## **Nov. 10, 1996 - RFK Stadium**

### **Arizona 37, Washington 34**

In one of the most bizarre games in Redskins history, the Skins led by 14 points in the fourth quarter only to squander the lead. The Cardinals won the coin toss and drove to the Redskins 15, only to have Kevin Butler miss. The Skins' Scott Blanton booted the apparent 38-yard game-winner, but a holding penalty forced a retry from 48 that went wide left. Arizona then missed a 29-yarder that was negated because the Redskins were offside. Butler's third attempt was good from 32 yards.

## **Nov. 24, 1996 - RFK Stadium**

### **San Francisco 19, Washington 16**

San Francisco's William Floyd's 1-yard touchdown run tied the game in regulation. After winning the coin toss in overtime, the 49ers' Jeff Wilkins hit a 38-yard field goal to win.

## **Sept. 14, 1997 - Jack Kent Cooke Stadium**

### **Washington 19, Arizona 13**

In the inaugural game at Jack Kent Cooke Stadium, the Redskins won with 13:24 left in overtime when Gus Frerotte, sidestepping a heavy rush, threw a 40-yard strike to a leaping Michael Westbrook in the end zone. The winning points were set up two plays earlier when rookie defensive end Kernal Lang forced and recovered a fumble on the Redskins 35-yard line.

## **Nov. 23, 1997 - Jack Kent Cooke Stadium**

### **Washington 7, NY Giants 7**

In overtime, the Redskins turned the ball over three times, but the defense forced two punts and the Giants missed a 54-yard field goal. With under two minutes remaining, the Redskins drove to the Giants 36-yard line, but a 54-yard field goal attempt fell short with 11 seconds left in overtime.

# OVERTIME GAMES

**Sept. 12, 1999 - FedExField**

**Dallas 41, Washington 35**

Dallas stopped the Skins' first overtime drive and then scored on a 76-yard bomb from Troy Aikman to Rocket Ismail.

**Nov. 28, 1999 - FedExField**

**Washington 20, Philadelphia 17**

Brett Conway's game-winning 27-yard FG was set up by a 48-yard kickoff return by James Thrash, which opened the overtime period. The Eagles never had the ball.

**Dec. 26, 1999 - 3Com Park**

**Washington 26, San Francisco 20**

The Redskins overcame a 10-point fourth quarter deficit to win their ninth game of the year and clinch the NFC East. Brad Johnson's QB sneak from the 1-yard line with 3:28 left in regulation sent the game into the extra period. On the opening drive, Johnson connected with Larry Centers for a 33-yard TD.

**Oct. 1, 2000 - FedExField**

**Washington 20, Tampa Bay 17**

Tampa Bay forced the overtime when Martin Gramatica connected on a 42-yard field goal as the regulation clock fell to 0:00. 10:51 into the extra period, Deion Sanders ignited the crowd with a 57-yard punt return, setting up the game winning 20-yard field goal by Michael Husted.

**Oct. 21, 2001 - FedExField**

**Washington 17, Carolina 14**

Placekicker Brett Conway kicked a 23-yard field goal in overtime to seal the Redskins' first victory of the season and the first under Marty Schottenheimer, 17-14. The Redskins forced overtime by overcoming a 14-point deficit in the fourth quarter thanks to a 67-yard interception return for touchdown by LaVar Arrington and an 85-yard touchdown pass from Tony Banks to Rod Gardner.

**Sept. 21, 2003 - FedExField**

**New York Giants 24, Washington 21**

With less than five minutes left in regulation, Washington overcame a 21-10 deficit to send the game into overtime. The Giants won the toss and drove downfield from their own 6-yard line. Kicker Matt Bryant connected on a 29-yard field goal to cap off New York's first scoring drive since the second quarter and seal the 24-21 victory.

**Oct. 2, 2005 - FedExField**

**Washington 20, Seattle 17**

With a chance to win the game at the end of regulation with 0:01 left on the clock, Seattle kicker Josh Brown missed a 47-yard field goal, sending the game into overtime. After winning the coin toss, the Redskins went on a 5:31 drive that culminated with a Nick Novak 39-yard field goal to seal Washington's victory over the Seahawks.

**Nov. 27, 2005 - FedExField**

**San Diego 23, Washington 17**

San Diego running back LaDainian Tomlinson scored a 32-yard touchdown run with 3:37 remaining to tie the game at 17 apiece. With 0:35 remaining, the Redskins had an opportunity to take the lead with a 53-yard field goal but the ball sailed wide right. In overtime, San Diego ran two plays that culminated in a 41-yard touchdown run, again by Tomlinson to seal the victory.

**Oct. 1, 2006 - FedExField**

**Washington 36, Jacksonville 30**

Jacksonville sent the game into overtime with :06 on the clock when kicker Josh Scobee connected on a 41-yard field goal. Washington won the coin toss and proceeded to take the ball 80 yards on three plays for the game-winning score. Quarterback Mark Brunell connected with wide receiver Santana Moss for a 68-yard touchdown pass to seal the win.



**Dec. 24, 2006 - Edward Jones Dome**

**St. Louis 37, Washington 31**

Washington kicker Shaun Suisham nailed a field goal with 1:15 remaining in regulation to tie the score at 31 and send it into overtime. St. Louis came back in overtime and, six minutes into the extra time, running back Steven Jackson took a handoff 21 yards for the game winning touchdown.

**Sept. 9, 2007 - FedExField**

**Washington 16, Miami 13**

In overtime, the Redskins won the coin toss and elected to receive. Running backs Clinton Portis and Ladell Betts combined for 46 rushing yards and quarterback Jason Campbell completed a key third-down pass to tight end Chris Cooley, keeping the drive alive. As soon as the Redskins got into field goal range, kicker Shaun Suisham nailed the 39-yard field goal to seal the victory.

**Nov. 4, 2007 - Meadowlands**

**Washington 23, New York Jets 20**

Jets kicker Mike Nugent connected on a 30-yard field goal with 0:15 left in regulation to tie the game at 20-20 and send the game into overtime. Washington running back Clinton Portis bulldozed his way down the field in overtime, setting up the game-winning 46-yard field goal by kicker Shaun Suisham.

**Dec. 6, 2009 - FedExField**

**New Orleans 33, Washington 30**

Saints quarterback Drew Brees drove 80 yards at the end of regulation to tie the game at 30-30. In overtime, the Saints marched down the field setting up an 18-yard field goal by kicker Garrett Hartley to seal the victory.

**Sept. 19, 2010 - FedExField**

**Houston 30, Washington 27**

After holding the Texans on the first possession of overtime, the Redskins drove to the Houston 34-yard line, but kicker Graham Gano pushed a 52-yard attempt wide right. On the ensuing drive, Neil Rackers connected on a 35-yard field goal to give Houston the win.

# OVERTIME GAMES

## Oct. 10, 2010 – FedExField Washington 16, Green Bay 13

LaRon Landry intercepted an Aaron Rodgers pass on Green Bay's second overtime possession and the Redskins drove 24 yards to set up a game-winning 33-yard field goal by kicker Graham Gano in the team's Week 5 win against the eventual Super Bowl champions.

## Nov. 21, 2010 – LP Field Washington 19, Tennessee 16

After missing a potential game-winning field goal at the end of regulation, Graham Gano redeemed himself in overtime, capping off a 10-play, 57-yard drive with a 48-yarder on the Redskins' first overtime possession to secure a 19-16 road win.

## Dec. 26, 2010 – EverBank Field Washington 20, Jacksonville 17

A 20-yard touchdown run by Jacksonville quarterback David Garrard in the final three minutes of regulation helped the Jaguars force overtime. Jacksonville won the toss and elected to receive, but on their third offensive play of overtime, cornerback Kevin Barnes intercepted Garrard, setting up Graham Gano for a 31-yard game-winning field goal.

## Nov. 20, 2011 – FedExField Dallas 27, Washington 24

Redskins quarterback Rex Grossman lofted a perfect fade to receiver Donté Stallworth in the corner of the end zone with 14 seconds remaining in regulation to force overtime. The Redskins missed a 52-yard field goal attempt on the first possession of overtime, and Dallas responded as kicker Dan Bailey hit a 39-yard field goal above the right upright for a Dallas victory.

## Dec. 9, 2012 – FedExField Washington 31, Baltimore 28


Baltimore took an eight-point lead with less than five minutes to play, but Washington quarterbacks Robert Griffin III and Kirk Cousins led a 13-play, 88-yard drive to tie the game at 28-28. Cousins, in place of an injured Griffin III, threw an 11-yard touchdown pass to Pierre Garçon and followed it with a two-point conversion on a quarterback draw. In overtime, Washington forced the eventual Super Bowl champion Ravens to go three-and-out, and after a 64-yard punt return by rookie Richard Crawford, kicker Kai Forbath hit a 34-yard game-winning field goal.

## Nov. 3, 2013 – FedExField Washington 30, San Diego 24

Leading 24-21 on Homecoming Weekend, the Redskins' defense faced first-and-goal from its own 1-yard line with 21 seconds remaining. After stopping Danny Woodhead on first down, the Redskins forced two Philip Rivers incompletions and forced the Chargers to settle for a game-tying 19-yard field goal by Nick Novak. Washington took the ball on the first possession of overtime and promptly drove 78 yards in 10 plays, winning the game on fullback Darrel Young's team-record-tying third rushing touchdown of the day.

## Oct. 27, 2014 – AT&T Stadium Washington 20, Dallas 17

Led by quarterback Colt McCoy (below) in his first start with the team, the Redskins earned their first overtime win against the rival Cowboys since Nov. 2, 1975. On Monday Night Football, McCoy completed 25-of-30 passes for 299 yards, including engineering a nine-play, 58-yard drive culminating in a 40-yard Kai Forbath field goal on overtime's first possession. Rookie cornerback Bashaud Breeland batted away a fourth down pass on the ensuing Cowboys possession, giving the Redskins a 20-17 win.



## Oct. 11, 2015 – Georgia Dome Atlanta 25, Washington 19

The Redskins trailed by three with 24 seconds remaining in regulation. Quarterback Kirk Cousins led the Redskins 46 yards in four plays, and kicker Dustin Hopkins hit a then-career-long 52-yard field goal with no time remaining to force overtime with the teams tied at 19-19. The Redskins received the ball to start overtime, but on the seventh play of the drive, wide receiver Ryan Grant slipped in his route, allowing Falcons cornerback Robert Alford to intercept a Cousins pass and race 59 yards down the right sideline for the game-winning touchdown.

## OVERTIME RECORDS

Washington's .622 all-time winning percentage in overtime games (including postseason play) ranks atop all NFL teams entering 2016.

Team	W	L	T	Pct.
<b>Washington Redskins</b>	<b>25</b>	<b>15</b>	<b>1</b>	<b>0.622</b>
Denver Broncos	30	18	2	0.620
Arizona Cardinals	26	16	2	0.614
Buffalo Bills	21	14	0	0.600
Baltimore Ravens	13	10	1	0.563

# PLAYERS OF THE WEEK/MONTH

## NFC PLAYERS OF THE WEEK

### OFFENSE [38]

YEAR	WEEK	POS	PLAYER
1984	7	RB	John Riggins
1984	16	WR	Art Monk
1985	16	RB	George Rogers
1985	15	WR	Art Monk
1986	9	QB	Jay Schroeder
1986	12	WR	Gary Clark
1987	4	WR	Anthony Allen
1988	10	QB	Doug Williams
1988	14	WR	Ricky Sanders
1989	15	QB	Mark Rypien
1990	9	QB	Jeff Rutledge
1990	11	QB	Mark Rypien
1990	13	T	Jim Lachey
1991	11	QB	Mark Rypien
1991	12	WR	Art Monk
1991	7	WR	Art Monk
1992	6	WR	Art Monk
1993	1	QB	Mark Rypien
1994	8	QB	Gus Frerotte
1995	5	RB	Terry Allen
1999	4	QB	Brad Johnson
1999	2	QB	Brad Johnson
1999	11	RB	Stephen Davis
2000	8	WR	Albert Connell
2001	6	WR	Rod Gardner
2002	1	QB	Shane Matthews
2005	16	WR	Santana Moss
2005	2	WR	Santana Moss
2006	4	WR	Santana Moss
2007	16	QB	Clinton Portis
2007	14	QB	Todd Collins
2007	5	QB	Jason Campbell
2008	5	RB	Clinton Portis
2012	1	QB	Robert Griffin III
2012	11	QB	Robert Griffin III
2012	17	QB	Alfred Morris
2015	7	RB	Kirk Cousins
2015	10	QB	Kirk Cousins

### DEFENSE [36]

YEAR	WEEK	POS	PLAYER
1984	15	CB	Darrell Green
1984	3	CB	Vernon Dean
1984	6	DT	Dave Butz
1985	8	S	Curtis Jordan
1986	1	DT	Dave Butz
1987	14	DE	Charles Mann
1987	10	CB	Darrell Green
1989	13	CB	A.J. Johnson
1990	17	LB	Wilber Marshall
1991	6	LB	Wilber Marshall
1992	7	LB	Wilber Marshall
1992	13	S	Brad Edwards
1992	15	S	Danny Copeland
1993	10	CB	Darrell Green
1995	14	S	Stanley Richard
1996	2	DT	Sean Gilbert
1997	13	LB	Ken Harvey
1997	17	CB	Darrell Green
1997	5	CB	Chris Dishman
1998	13	CB	Darrell Green
1999	3	DE	Kenard Lang
1999	6	CB	Champ Bailey
2000	12	DE	Bruce Smith
2000	5	DE	Marco Coleman
2000	5	DE	Deion Sanders
2003	4	CB	Champ Bailey
2005	15	DE	Phillip Daniels
2006	12	S	Sean Taylor
2006	9	S	Troy Vincent
2008	2	S	Chris Horton
2009	14	LB	Brian Drakpo
2010	5	S	LaRon Landry
2010	7	CB	DeAngelo Hall
2011	4	LB	Brian Drakpo
2011	12	CB	DeAngelo Hall
2014	7	LB	Keenan Robinson

### SPECIAL TEAMS [14]

YEAR	WEEK	POS	PLAYER
1991	2	K	Chip Lohmiller
1994	2	RET	Brian Mitchell
1996	2	RET	Brian Mitchell
1997	7	P	Matt Turk
1998	9	P	Matt Turk
1998	14	RET	Brian Mitchell
2005	14	RET	Antonio Brown
2005	17	ST	Mike Sellers
2007	9	K	Shaun Suisham
2008	8	RET	Santana Moss
2008	16	P	Ryan Plackemeier
2009	14	P	Hunter Smith
2010	16	K	Graham Gano
2014	8	K	Kai Forbath

**\*\* NOTE:** The NFL started awarding weekly honors in 1984.

## NFC PLAYERS OF THE MONTH

### OFFENSE [6]

YEAR	MONTH	POS	PLAYER
1990	Dec.	RB	Earnest Byner
1991	Nov.	WR	Gary Clark
1996	Oct.	WR	Terry Allen
2007	Dec.	QB	Todd Collins
2008	Oct.	RB	Clinton Portis
2015	Dec.	QB	Kirk Cousins

### DEFENSE [5]

YEAR	MONTH	POS	PLAYER
1986	Nov.	DE	Dexter Manley
1991	Oct.	LB	Wilber Marshall
1992	Oct.	LB	Wilber Marshall
2005	Dec.	LB	Marcus Washington
2012	Dec.	LB	London Fletcher

### SPECIAL TEAMS [2]

YEAR	MONTH	POS	PLAYER
1993	Sept.	S	Pat Eilers
1997	Oct.	P	Matt Turk



# PRESEASON RESULTS SINCE 1961

## 1961 (0-5)

8/11...vs. Los Angeles...7-26 ... L  
 8/19...vs. Chicago.....13-29 ... L.....Charleston, SC  
 8/26...vs. Baltimore.....7-41... L..... Norfolk, VA  
 9/2...vs. Philadelphia...10-17 ... L..... Bristol, TN  
 9/9...vs. Green Bay.....24-31... L..... Columbus, GA

## 1962 (1-4)

8/11...at Los Angeles...7-37 ... L  
 8/16...vs. Baltimore.....14-34... L  
 8/25...vs. Philadelphia...7-24 ... L..... Charlotte, NC  
 9/1...vs. Chicago.....29-28... W..... Norfolk, VA  
 9/8...vs. Green Bay.....14-20... L..... Columbus, GA

## 1963 (0-4)

8/15...vs. Chicago.....26-28... L  
 8/24...vs. Philadelphia...13-41 ... L..... Charlotte, NC  
 8/31...vs. Baltimore.....13-27... L..... Norfolk, VA  
 9/6...vs. Green Bay.....17-28... L

## 1964 (2-3)

8/8...vs. Detroit.....27-28... L..... Charlotte, NC  
 8/15...vs. Chicago.....13-14 ... L..... Richmond, VA  
 8/22...vs. NY Giants.....27-24... W..... Ithaca, NY  
 8/27...vs. Baltimore.....14-41 ... L  
 9/5...vs. St. Louis.....17-10... W..... Norfolk, VA

## 1965 (3-3)

8/3...vs. Philadelphia...37-0 ... W..... Hershey, PA  
 8/12...vs. Chicago.....30-31... L  
 8/21...vs. St. Louis.....13-7 ... W..... Richmond, VA  
 8/28...vs. Minnesota...16-20... L..... Charlotte, NC  
 9/4...vs. Baltimore.....23-33... L..... Norfolk, VA  
 9/12...vs. Detroit.....20-3... W..... Canton, OH

## 1966 (1-3)

8/3...vs. Baltimore.....0-35 ... L  
 8/20...vs. Chicago.....10-24... L..... Norfolk, VA  
 8/26...vs. Minnesota...27-30... L..... Cleveland, OH  
 9/3...vs. Philadelphia...35-20... W

## 1967 (4-1)

8/9...vs. Chicago.....37-14... W  
 8/19...vs. NY Giants...31-13 ... W..... Raleigh, NC  
 8/26...at Boston.....13-7... W  
 8/31...vs. Baltimore.....17-23... L  
 9/9...vs. Pittsburgh...16-10... W..... Norfolk, VA

## 1968 (3-3)

8/1...at Houston.....3-9... L  
 8/10...vs. Atlanta.....16-14 ... W..... Tampa, FL  
 8/16...vs. Baltimore.....13-15... L  
 8/24...vs. Chicago.....13-45... L..... Raleigh, NC  
 8/29...vs. Detroit.....16-10 ... W  
 9/7...vs. Pittsburgh...24-17... W..... Norfolk, VA

## 1969 (2-4)

8/2...vs. Chicago.....13-7... W  
 8/8...at Buffalo.....17-21... L  
 8/23...at Atlanta.....24-7... W  
 8/30...vs. Detroit.....20-21... L..... Tampa, FL  
 9/6...vs. Cleveland...10-20... L  
 9/14...at Philadelphia...17-26... L

## 1970 (5-1)

8/8...at Cincinnati...12-27... L  
 8/8...at Boston.....45-21... W  
 8/21...vs. Atlanta.....21-13... W  
 8/28...vs. Buffalo.....27-0 ... W  
 9/5...vs. Miami.....26-21... W..... Tampa, FL  
 9/12...vs. Baltimore...17-14... W

## 1971 (2-3-1)

8/7...at San Diego.....10-19... L  
 8/14...at Denver.....17-13... W  
 8/21...vs. St. Louis.....20-13... W  
 8/28...vs. Baltimore...14-20... L  
 9/4...at Miami.....10-27... L  
 9/11...vs. Cincinnati...17-17... T

## 1972 (2-3-1)

8/4...vs. Baltimore.....33-3 ... W..... Tampa, FL  
 8/11...vs. Denver.....41-0... W  
 8/18...vs. Philadelphia...34-10... W  
 8/25...at Detroit.....10-23... L  
 8/31...vs. Miami.....24-27... L  
 9/9...at Pittsburgh...10-10... T

## 1973 (5-1)

8/3...vs. Detroit.....14-17... L  
 8/10...vs. Denver.....14-10... W  
 8/17...at Buffalo.....37-21... W  
 8/25...vs. Baltimore...20-3... W  
 9/2...at New England...35-14... W  
 9/9...vs. Chicago.....17-3... W

## 1974 (2-4)

8/2...vs. New England...17-21... L  
 8/9...vs. Houston.....3-48... L  
 8/18...vs. Buffalo.....15-16... L  
 8/24...at Cleveland...20-17... W  
 8/30...vs. Pittsburgh...19-21... L  
 9/6...vs. Baltimore.....7-6... W

## 1975 (4-3)

8/2...vs. Cincinnati...17-9 ... W..... Canton, OH  
 8/8...vs. Atlanta.....14-16... L  
 8/16...at Houston.....13-24... L  
 8/22...vs. Cleveland...23-14... W  
 8/29...vs. Detroit.....34-13... W  
 9/7...vs. NY Jets.....31-35... L  
 9/12...vs. Baltimore...24-10... W

## 1976 (2-4)

7/31...at Atlanta.....17-10... W  
 8/6...at Baltimore.....3-20... L  
 8/14...vs. Pittsburgh...7-27... L  
 8/21...at Kansas City...20-23... L  
 8/28...at NY Jets.....38-7 ... W  
 9/3...vs. Chicago.....7-9 ... L

## 1977 (4-2)

8/8...at Cleveland...16-14... W  
 8/13...at Miami.....15-27... L  
 8/18...vs. Kansas City...13-7... W  
 8/27...at Green Bay...13-9... W  
 9/4...at New England...7-45... L  
 9/9...vs. NY Jets.....14-7... W

## 1978 (2-2)

8/5...at Minnesota...13-20... L  
 8/11...vs. Green Bay...20-12... W  
 8/18...at Baltimore...17-16... W  
 8/25...vs. Atlanta.....7-10... L

## 1979 (2-2)

8/4...at Tampa Bay...9-7 ... W  
 8/11...at Denver.....6-13... L  
 8/18...at Atlanta.....16-6... W  
 8/24...vs. Cleveland...9-21... L

## 1980 (3-1)

8/9...at Baltimore...13-3 ... W  
 8/18...at Cleveland...12-3 ... W  
 8/23...vs. Oakland.....34-17... W  
 8/29...at Tampa Bay...6-11... W

## 1981 (3-1)

8/7...vs. Kansas City...16-10... W  
 8/14...vs. Minnesota...27-13... W  
 8/22...at Baltimore...13-7 ... W  
 8/30...at New England...10-19... L

## 1982 (0-4)

8/14...at Miami.....7-24... L  
 8/21...at Tampa Bay...13-28... L  
 8/27...vs. Buffalo.....14-20... L  
 9/3...at Cincinnati...21-28... L

## 1983 (2-2)

8/6...at Atlanta.....10-13... L  
 8/12...vs. Cincinnati...27-23... W  
 8/19...vs. Miami.....7-38... L  
 8/27...at Buffalo.....27-19... W

## 1984 (2-2)

8/4...at Denver.....16-13... W  
 8/10...vs. L.A. Raiders...20-21... L  
 8/17...vs. New England...27-31... L  
 8/25...at New Orleans...14-6... W

## 1985 (4-0)

8/10...at Atlanta.....17-14... W  
 8/18...at L.A. Raiders...14-9 ... W  
 8/23...vs. New England...37-36... W  
 8/30...at Tampa Bay...20-7 ... W

## 1986 (3-1)

8/10...at New England...7-18... L  
 8/15...vs. Pittsburgh...27-24... W  
 8/23...at Tampa Bay...21-13... W  
 8/29...vs. Atlanta.....29-21... W

## 1987 (3-1)

8/14...vs. Pittsburgh...23-17... W  
 8/22...vs. Green Bay...30-0 ... W..... Madison, WI  
 8/29...at Tampa Bay...10-17... L  
 9/5...at L.A. Rams.....26-14... W

## 1988 (3-1)

8/5...vs. Pittsburgh...31-44... L  
 8/13...at Miami.....27-10... W  
 8/20...at L.A. Raiders...45-27... W  
 8/27...vs. Atlanta.....34-17... W..... Birmingham, AL

## 1989 (4-1)

8/5...vs. Buffalo.....31-6 ... W..... Canton, OH  
 8/12...at Pittsburgh...21-14... W  
 8/21...at Minnesota...13-24... L  
 8/25...vs. Miami.....35-21... W  
 9/1...at New Orleans...26-21... W

## 1990 (3-1)

8/11...vs. Atlanta.....27-31... L(Chapel Hill, NC)  
 8/17...vs. Pittsburgh...27-24... W  
 8/25...at Cleveland...31-13... W  
 8/31...vs. L.A. Rams...37-10... W

## 1991 (1-3)

8/4...at Pittsburgh...7-13... L  
 8/10...at New England...27-6 ... W  
 8/16...vs. Cleveland...21-24 (OT) L  
 8/24...vs. NY Jets.....9-13... L..... Columbia, SC

# PRESEASON RESULTS SINCE 1961

## 1992 (1-4)

8/1...vs. Miami.....21-22...L.....Orlando, FL  
 8/8...at NY Jets.....13-14.....L.....  
 8/16...vs. San Francisco..15-17.....L.....London  
 8/22...at L.A. Raiders...27-23...W.....  
 8/29...vs. Minnesota.....0-30.....L.....

## 1993 (3-1)

8/9...vs. Cleveland.....41-12...W.....  
 8/14...at Miami.....10-19...L.....  
 8/22...at Pittsburgh.....10-3...W.....  
 8/27...vs. NY Jets.....17-3...W.....

## 1994 (1-3)

8/8...at Buffalo.....11-13...L.....  
 8/12...vs. Kansas City....14-17...L.....  
 8/18...at New England..17-27...L.....  
 8/26...vs. Pittsburgh....22-21...W.....

## 1995 (1-3)

8/5...at Kansas City....21-37...L.....  
 8/12...vs. Houston.....16-13...W...Nashville, TN  
 8/19...at Miami.....12-27...L.....  
 8/25...at Green Bay.....23-35...L.....

## 1996 (1-3)

8/2...at Buffalo.....17-7...W.....  
 8/9...at Detroit.....25-34...L.....  
 8/16...vs. Cincinnati.....7-28...L.....  
 8/23...at New England..19-27...L.....

## 1997 (3-1)

8/2...at Tampa Bay....20-8...W.....  
 8/9...at Tennessee....18-12...W.....  
 8/16...at Atlanta.....35-31...W.....  
 8/21...at Miami.....7-28...L.....

## 1998 (1-3)

8/8...vs. Miami.....16-19...L.....  
 8/15...at Tennessee....27-24...W.....  
 8/22...vs. New England..17-20...L.....  
 8/28...at Buffalo.....17-27...L.....

## 1999 (3-1)

8/13...at New England..20-14...W.....  
 8/20...vs. Buffalo.....20-19...W.....  
 8/28...at Pittsburgh....27-14...W.....  
 9/3...vs. Tampa Bay....13-16...L.....

## 2000 (3-1)

8/4...at Tampa Bay....12-13...L.....  
 8/11...vs. New England..30-20...W.....  
 8/19...at Cleveland....24-0...W.....  
 8/25...vs. Pittsburgh....17-10...W.....

## 2001 (1-3)

8/12...at Kansas City....0-20...L.....  
 8/17...vs. Atlanta.....6-27...L.....  
 8/24...vs. Cleveland....27-25...W.....  
 8/30...at New England..13-33...L.....

## 2002 (4-1)

8/3...vs. San Francisco..38-7...W...Osaka, Japan  
 8/10...at Carolina.....37-30...W.....  
 8/18...vs. Pittsburgh....35-34...W.....  
 8/24...at Tampa Bay....40-10...W.....  
 8/29...vs. New England..14-28...L.....

## 2003 (1-3)

8/9...at Carolina.....0-20...L.....  
 8/16...vs. New England..13-20...L.....  
 8/23...vs. Baltimore.....24-3...W.....  
 8/28...at Jacksonville...15-17...L.....

## 2004 (3-2)

8/9...vs. Denver.....20-17...W.....Canton, OH  
 8/14...vs. Carolina.....20-23...L.....  
 8/21...at Miami.....17-0...W.....  
 8/27...at St. Louis.....3-28...L.....  
 9/3...vs. Atlanta.....27-0...W.....

## 2005 (1-3)

8/13...at Carolina.....10-28...L.....  
 8/19...vs. Cincinnati....17-24...L.....  
 8/26...vs. Pittsburgh....17-10...W.....  
 9/1...at Baltimore....20-26 (OT) L.....

## 2006 (0-4)

8/13...at Cincinnati....3-19...L.....  
 8/19...vs. NY Jets.....14-27...L.....  
 8/26...at New England..0-41...L.....  
 8/31...vs. Baltimore....10-17...L.....

## 2007 (2-2)

8/11...at Tennessee....14-6...W.....  
 8/18...vs. Pittsburgh....10-12...L.....  
 8/25...vs. Baltimore....13-7...W.....  
 8/30...at Jacksonville...14-31...L.....

## 2008 (3-2)

8/3...vs. Indianapolis..30-16...W...Canton, OH  
 8/9...vs. Buffalo.....17-14...W.....  
 8/16...at NY Jets.....13-10...W.....  
 8/23...at Carolina.....3-47...L.....  
 8/28...vs. Jacksonville..3-24...L.....

## 2009 (1-3)

8/13...at Baltimore....0-23...L.....  
 8/22...vs. Pittsburgh....17-13...W.....  
 8/28...vs. New England..24-27...L.....  
 9/3...at Jacksonville...17-24...L.....

## 2010 (2-2)

8/13...vs. Buffalo.....42-17...W.....  
 8/21...vs. Baltimore....3-23...L.....  
 8/27...at NY Jets.....16-11...W.....  
 9/2...at Arizona.....10-20...L.....

## 2011 (3-1)

8/12...vs. Pittsburgh....16-7...W.....  
 8/19...at Indianapolis..16-3...W.....  
 8/25...at Baltimore....31-34...L.....  
 9/1...vs. Tampa Bay....29-24...W.....

## 2012 (3-1)

8/9...at Buffalo.....7-6...W.....  
 8/18...at Chicago.....31-33...L.....  
 8/25...vs. Indianapolis..30-17...W.....  
 8/29...vs. Tampa Bay....30-3...W.....

## 2013 (4-0)

9/8...at Tennessee....22-21...W.....  
 9/19...vs. Pittsburgh....24-13...W.....  
 9/24...vs. Buffalo.....30-7...W.....  
 9/29...at Tampa Bay....30-12...W.....

## 2014 (3-1)

8/7...vs. New England..23-6...W.....  
 8/18...vs. Cleveland....24-23...W.....  
 8/23...at Baltimore....23-17...L.....  
 8/28...at Tampa Bay....24-10...W.....

## 2015 (3-1)

8/13...at Cleveland....20-17...W.....  
 8/20...vs. Detroit.....21-17...W.....  
 8/29...at Baltimore....31-13...W.....  
 9/3...vs. Jacksonville...17-16...L.....

## SINCE 1961

*Preseason records vs. NFL franchises since 1961*

49ers.....	1-1-0
Bears.....	4-8-0
Bengals.....	2-5-1
Bills.....	10-5-0
Broncos.....	5-1-0
Browns.....	10-3-0
Buccaneers.....	9-5-0
Cardinals (STL/PHX/ARI).....	3-1-0
Chargers.....	0-1-0
Chiefs.....	2-4-0
Colts (BAL/IND).....	11-10-0
Dolphins.....	4-10-0
Eagles.....	3-4-0
Falcons.....	10-5-0
Giants.....	2-0-0
Jaguars.....	0-5-0
Jets.....	5-4-0
Lions.....	4-5-0
Oilers/Titans (HOU/TEN).....	5-3-0
Packers.....	3-4-0
Panthers.....	1-4-0
Patriots (BOS/NE).....	8-13-0
Raiders (LA/DAK).....	4-1-0
Rams (LA/STL).....	2-3-0
Ravens.....	3-6-0
Saints.....	2-0-0
Steelers.....	15-5-1
Vikings.....	1-5-0

# PRIME-TIME GAMES SINCE 1970

Entering 2016, the Redskins are 48-62-1 in prime-time regular season contests since the 1970 AFL-NFL merger.

## 1970 (0-1)

10/19/70..... Mon. .... at Oakland ..... 20-34 L

## 1971 (1-0)

12/13/71..... Mon. .... at LA Rams ..... 38-24 W

## 1972 (2-0)

9/18/72..... Mon. .... at Minnesota ..... 24-21 W

11/20/72..... Mon. .... vs. Atlanta ..... 24-13 W

## 1973 (1-1)

10/8/73..... Mon. .... vs. Dallas ..... 14-7 W

11/5/73..... Mon. .... at Pittsburgh ..... 16-21 L

## 1974 (2-0)

9/30/74..... Mon. .... vs. Denver ..... 30-3 W

12/9/74..... Mon. .... at LA Rams ..... 23-17 W

## 1975 (1-0)

10/13/75..... Mon. .... vs. STL Cardinals ..... 27-17 W

## 1976 (2-0)

9/27/76..... Mon. .... at Philadelphia ..... 20-17 W

10/25/76..... Mon. .... vs. STL Cardinals ..... 20-10 W

## 1977 (1-1)

11/7/77..... Mon. .... at Baltimore ..... 3-10 L

11/21/77..... Mon. .... vs. Green Bay ..... 10-9 W

## 1978 (1-1)

10/2/78..... Mon. .... vs. Dallas ..... 9-5 W

11/6/78..... Mon. .... at Baltimore ..... 17-21 L

## 1979 (1-0)

9/17/79..... Mon. .... vs. NY Giants ..... 27-0 W

## 1980 (2-2)

9/8/80..... Mon. .... vs. Dallas ..... 3-17 L

10/13/80..... Mon. .... at Denver ..... 17-20 L

## 1983 (1-2)

9/5/83..... Mon. .... vs. Dallas ..... 30-31 L

10/17/83..... Mon. .... at Green Bay ..... 47-48 L

10/31/83..... Mon. .... at San Diego ..... 27-24 W

## 1984 (2-1)

9/10/84..... Mon. .... at San Francisco ..... 31-37 L

11/5/84..... Mon. .... vs. Atlanta ..... 27-14 W

11/29/84..... Thu. .... at Minnesota ..... 31-17 W

## 1985 (2-1)

9/9/85..... Mon. .... at Dallas ..... 14-44 L

10/7/85..... Mon. .... vs. STL Cardinals ..... 27-10 W

11/18/85..... Mon. .... vs. NY Giants ..... 23-21 W

## 1986 (1-1)

10/27/86..... Mon. .... at NY Giants ..... 20-27 L

11/17/86..... Mon. .... vs. San Francisco ..... 14-6 W

## 1987 (1-2)

10/19/87..... Mon. .... at Dallas ..... 13-7 W

11/23/87..... Mon. .... vs. LA Rams ..... 26-30 L

12/20/87..... Sun. .... at Miami ..... 21-23 L

## 1988 (0-3)

9/5/88..... Mon. .... at NY Giants ..... 20-27 L

10/30/88..... Sun. .... at Houston ( Oilers ) ..... 17-41 L

11/21/88..... Mon. .... at San Francisco ..... 21-37 L

## 1989 (0-3)

9/11/89..... Mon. .... vs. NY Giants ..... 24-27 L

11/5/89..... Sun. .... vs. Dallas ..... 3-13 L

11/20/89..... Mon. .... vs. Denver ..... 10-14 L

## 1990 (1-2)

9/30/90..... Sun. .... at Phoenix ..... 38-10 W

11/12/90..... Mon. .... at Philadelphia ..... 14-28 L

12/22/90..... Sat. .... at Indianapolis ..... 28-35 L

## 1991 (4-0)

9/1/91..... Sun. .... vs. Detroit ..... 45-0 W

9/9/91..... Mon. .... at Dallas ..... 33-31 W

9/30/91..... Mon. .... vs. Philadelphia ..... 23-0 W

10/27/91..... Sun. .... at NY Giants ..... 17-13 W

## 1992 (1-3)

9/7/92..... Mon. .... at Dallas ..... 10-23 L

10/12/92..... Mon. .... vs. Denver ..... 34-3 W

11/1/92..... Sun. .... vs. NY Giants ..... 7-24 L

11/23/92..... Mon. .... at New Orleans ..... 3-20 L

## 1993 (2-2)

9/6/93..... Mon. .... vs. Dallas ..... 35-16 W

10/4/93..... Mon. .... at Miami ..... 10-17 L

11/1/93..... Mon. .... at Buffalo ..... 10-24 L

11/7/93..... Sun. .... vs. Indianapolis ..... 30-24 W

## 1994 (0-1)

10/9/94..... Sun. .... at Philadelphia ..... 17-21 L

## 1995 (0-1)

10/29/95..... Sun. .... vs. NY Giants ..... 15-24 L

## 1996 (1-0)

9/29/96..... Sun. .... vs. NY Jets ..... 31-16 W

## 1997 (2-0-1)

8/31/97..... Sun. .... at Carolina ..... 24-10 W

10/13/97..... Mon. .... vs. Dallas ..... 21-16 W

11/23/97..... Sun. .... vs. NY Giants ..... 7-7 T

## 1998 (0-2)

9/14/98..... Mon. .... vs. San Francisco ..... 10-45 L

12/27/98..... Sun. .... at Dallas ..... 7-23 L

## 1999 (2-0)

10/17/99..... Sun. .... at Arizona ..... 24-10 W

12/26/99..... Sun. .... at San Francisco ..... 26-20 W

## 2000 (2-2)

9/18/00..... Mon. .... vs. Dallas ..... 21-27 L

9/24/00..... Sun. .... at NY Giants ..... 16-6 W

10/30/00..... Mon. .... vs. Tennessee ..... 21-27 L

11/20/00..... Mon. .... at St. Louis ..... 33-20 W

## 2001 (1-2)

9/24/01..... Mon. .... at Green Bay ..... 0-37 L

10/15/01..... Mon. .... at Dallas ..... 7-9 L

12/30/01..... Sun. .... at New Orleans ..... 40-10 W

## 2002 (1-1)

9/16/02..... Mon. .... vs. Philadelphia ..... 7-37 L

10/27/02..... Sun. .... vs. Indianapolis ..... 26-21 W

## 2003 (1-2)

9/4/03..... Thu. .... vs. NY Jets ..... 16-13 W

11/23/03..... Sun. .... at Miami ..... 23-24 L

12/27/03..... Sat. .... vs. Philadelphia ..... 7-31 L

## 2004 (0-3)

9/27/04..... Mon. .... vs. Dallas ..... 18-21 L

10/10/04..... Sun. .... vs. Baltimore ..... 10-17 L

12/12/04..... Sun. .... vs. Philadelphia ..... 14-17 L

## 2005 (2-0)

9/19/05..... Mon. .... at Dallas ..... 14-13 W

11/6/05..... Sun. .... vs. Philadelphia ..... 17-10 W

## 2006 (0-3)

9/11/06..... Mon. .... vs. Minnesota ..... 16-19 L

9/17/06..... Sun. .... at Dallas ..... 10-27 L

12/30/06..... Sat. .... vs. NY Giants ..... 28-34 L

## 2007 (4-0)

9/17/07..... Mon. .... at Philadelphia ..... 20-12 W

12/6/07..... Thu. .... vs. Chicago ..... 24-16 W

12/16/07..... Sun. .... at NY Giants ..... 22-10 W

12/23/07..... Sun. .... at Minnesota ..... 32-21 W

## 2008 (0-4)

9/4/08..... Thu. .... at NY Giants ..... 7-16 L

11/3/08..... Mon. .... vs. Pittsburgh ..... 6-23 L

11/16/08..... Sun. .... vs. Dallas ..... 10-14 L

12/7/08..... Sun. .... at Baltimore ..... 10-24 L

## 2009 (0-3)

10/26/09..... Mon. .... vs. Philadelphia ..... 17-27 L

12/21/09..... Mon. .... vs. NY Giants ..... 12-45 L

12/27/09..... Sun. .... vs. Dallas ..... 0-17 L

## 2010 (1-2)

9/12/10..... Sun. .... vs. Dallas ..... 13-7 W

10/17/10..... Sun. .... vs. Indianapolis ..... 24-27 L

11/15/10..... Mon. .... vs. Philadelphia ..... 28-59 L

## 2011 (0-1)

9/26/11..... Mon. .... at Dallas ..... 16-18 L

## 2012 (2-0)

12/3/12..... Mon. .... vs. NY Giants ..... 17-16 W

12/30/12..... Sun. .... vs. Dallas ..... 28-18 W

## 2013 (0-5)

9/9/13..... Mon. .... vs. Philadelphia ..... 27-33 L

10/13/13..... Sun. .... at Dallas ..... 16-31 L

11/7/13..... Thu. .... at Minnesota ..... 27-34 L

11/25/13..... Mon. .... vs. San Francisco ..... 6-27 L

12/1/13..... Sun. .... vs. NY Giants ..... 17-24 L

## 2014 (1-2)

9/25/14..... Thu. .... vs. NY Giants ..... 14-45 L

10/6/14..... Mon. .... vs. Seattle ..... 17-27 L

10/27/14..... Mon. .... at Dallas ..... 20-17 W

## 2015 (1-2)

9/24/15..... Thu. .... at NY Giants ..... 21-32 L

12/7/15..... Mon. .... vs. Dallas ..... 16-19 L

12/26/15..... Sat. .... at Philadelphia ..... 38-24 W

## RECORD BY NIGHT

Prime-time games by night since 1970

Night of Week..... Record

Monday ..... 28-38

Thursday ..... 3-4

Saturday ..... 1-3

Sunday ..... 16-17-1

# PRO BOWLERS

\*Starters since 1970 NFL-AFL merger indicated by asterisks

## 1950

Bill Dudley .....HB  
Harry Gilmer .....QB  
Paul Lipscomb .....T

## 1951

Sammy Baugh .....QB  
Bill Dudley .....RB  
Rob Goode .....FB  
Paul Lipscomb .....T  
Laurie Niemi .....T

## 1952

Harry Gilmer .....QB  
Paul Lipscomb .....T  
Laurie Niemi .....T  
Hugh Taylor .....E  
John Williams .....HB

## 1953

Gene Brito .....E  
Don Doll .....T  
Paul Lipscomb .....T

## 1954

Dick Alban .....HB  
Rob Goode .....FB  
Hugh Taylor .....E  
Bill Wells .....HB

## 1955

Gene Brito .....E  
Chuck Drazenovich .....LB  
Eddie LeBaron .....QB  
Volney Peters .....T  
Joe Scudero .....HB  
Torgy Torgeson .....LB  
Harry Ulinski .....C

## 1956

Sam Baker .....P  
Gene Brito .....E  
Al Dorow .....QB  
Chuck Drazenovich .....LB  
Leo Elter .....RB  
Dick Stanfel .....G  
Torgy Torgeson .....LB

## 1957

Gene Brito .....E  
John Carson .....E  
Chuck Drazenovich .....LB  
Eddie LeBaron .....QB  
Jim Podoley .....RB  
Dick Stanfel .....G

## 1958

Gene Brito .....E  
Chuck Drazenovich .....LB  
Eddie LeBaron .....QB  
Jim Schrader .....C  
Dick Stanfel .....G

## 1959

Bill Anderson .....E  
Don Bosseler .....RB  
Jim Schrader .....C  
Bob Toneff .....DT

## 1960

Bill Anderson .....E  
Bob Khayat .....DT  
Bob Toneff .....DT

## 1961

Dickie James .....RB  
Ray Lemek .....T  
Jim Schrader .....C  
Bob Toneff .....DT

## 1962

Rod Breedlove .....LB  
Bobby Mitchell .....FL  
John Nisby .....G  
Norm Snead .....QB

## 1963

Bobby Mitchell .....FL  
Vince Promuto .....G  
Joe Rutgens .....DT  
Norm Snead .....QB

## 1964

Sam Huff .....LB  
Sonny Jurgensen .....QB  
Paul Krause .....DB  
Bobby Mitchell .....FL  
John Paluck .....DE  
Vince Promuto .....G  
Charley Taylor .....RB

## 1965

Paul Krause .....DB  
Joe Rutgens .....DT  
Charley Taylor .....RB

## 1966

Chris Hanburger .....LB  
Sonny Jurgensen .....QB  
Charley Taylor .....WR

## 1967

Chris Hanburger .....LB  
Len Hauss .....C  
Sonny Jurgensen .....QB  
Jerry Smith .....TE  
Charley Taylor .....WR

## 1968

Chris Hanburger .....LB  
Len Hauss .....C

## 1969

Larry Brown .....RB  
Pat Fischer .....CB  
Chris Hanburger .....LB  
Len Hauss .....C  
Sonny Jurgensen .....QB  
Jerry Smith .....TE

## 1970

Larry Brown\* .....RB  
Len Hauss .....C

## 1971

Larry Brown\* .....RB  
Speedy Duncan .....PR  
Len Hauss .....C  
Roy Jefferson .....WR  
Curt Knight .....K

## 1972

Larry Brown .....RB  
Chris Hanburger\* .....LB  
Len Hauss .....C  
Billy Kilmer\* .....QB  
Charley Taylor .....WR

## 1973

Chris Hanburger\* .....LB  
Ken Houston\* .....FS  
Herb Mul-Key .....PR  
Charley Taylor\* .....WR

## 1974

Chris Hanburger\* .....LB  
Ken Houston\* .....SS  
Diron Talbert .....DT  
Charley Taylor\* .....WR

## 1975

Chris Hanburger\* .....LB  
Ken Houston\* .....SS  
Charley Taylor .....WR

## 1976

Eddie Brown .....PR  
Chris Hanburger .....LB  
Ken Houston\* .....SS  
Mike Thomas .....RB

## 1977

Eddie Brown .....PR  
Jean Fugett .....TE  
Ken Houston .....SS

## 1978

Tony Green .....PR  
Ken Houston .....SS

## 1979

Ken Houston .....SS  
Mark Moseley .....K  
Lemar Parrish\* .....CB

## 1980

Mike Nelms .....PR  
Lemar Parrish\* .....CB

## 1981

Mike Nelms .....PR

## 1982

Charlie Brown .....WR  
Mark Moseley .....K  
Mike Nelms .....PR  
Tony Peters\* .....SS  
Joe Theismann\* .....QB

# PRO BOWLERS

**1983**

Jeff Bostic*	C
Charlie Brown	WR
Dave Butz	DT
Russ Grimm*	G
Joe Jacoby*	T
Mark Murphy*	FS
Joe Theismann*	QB

**1984**

Darrell Green*	CB
Russ Grimm*	G
Joe Jacoby*	T
Art Monk	WR

**1985**

Russ Grimm*	G
Joe Jacoby	T
Art Monk*	WR

**1986**

Gary Clark*	WR
Darrell Green*	CB
Russ Grimm	G
Joe Jacoby	T
Dexter Manley*	DE
Art Monk	WR
Jay Schroeder	QB

**1987**

Gary Clark	WR
Darrell Green*	CB
Charles Mann	DE

**1988**

Charles Mann	DE
Mark May*	T

**1989**

Charles Mann	DE
Mark Rypien	QB

**1990**

Earnest Byner*	RB
Gary Clark	WR
Darrell Green*	CB
Jim Lachey*	T

**1991**

Earnest Byner	RB
Gary Clark	WR
Darrell Green*	CB
Jim Lachey*	T
Chip Lohmiller	K
Charles Mann	DE
Mark Rypien*	QB
Mark Schlereth	G

**1992**

Wilber Marshall	LB
-----------------	----

**1994**

Ken Harvey*	LB
Reggie Roby	P

**1995**

Ken Harvey*	LB
Brian Mitchell	KR/PR

**1996**

Terry Allen*	RB
Gus Frerotte	QB
Darrell Green	CB
Ken Harvey	LB
Matt Turk	P

**1997**

Cris Dishman	CB
Darrell Green*	CB
Ken Harvey	LB
Matt Turk	P

**1998**

Matt Turk	P
-----------	---

**1999**

Stephen Davis	RB
Brad Johnson	QB
Tré Johnson*	G

**2000**

Stephen Alexander	TE
Champ Bailey*	CB
Marco Coleman	DE
Stephen Davis	RB

**2001**

LaVar Arrington*	LB
Chris Samuels*	OT
Champ Bailey	CB

**2002**

LaVar Arrington*	LB
Champ Bailey*	CB
Chris Samuels*	OT

**2003**

LaVar Arrington*	LB
Champ Bailey*	CB
Laveranues Coles	WR

**2004**

Marcus Washington*	LB
--------------------	----

**2005**

Santana Moss*	WR
Chris Samuels	OT

**2006**

Chris Samuels	OT
Sean Taylor	S

**2007**

Ethan Albright	LS
Chris Cooley	TE
Chris Samuels*	OT
Sean Taylor	S

**2008**

Chris Cooley	TE
Clinton Portis	RB
Chris Samuels	OT
Mike Sellers*	FB

**2009**

London Fletcher*	LB
Brian Orakpo*	LB

**2010**

London Fletcher	LB
DeAngelo Hall*	CB
Brian Orakpo*	LB

**2011**

London Fletcher	LB
-----------------	----

**2012**

Lorenzo Alexander	ST/LB
London Fletcher*	LB
Robert Griffin III	QB
Ryan Kerrigan	LB
Trent Williams	T

**2013**

Alfred Morris	RB
Brian Orakpo	LB
Trent Williams*	T

**2014**

Alfred Morris	RB
Trent Williams	T

**2015**

Trent Williams	T
----------------	---

## MOST SELECTIONS

All-time

Player	No.	Years
Chris Hanburger	9	1966-69, 72-76
Charley Taylor	8	1964-67, 72-75
Darrell Green	7	1984, 86-87, 90-91, 96-97
Ken Houston	7	1973-79
Chris Samuels	6	2001-02, 05-08
Len Hauss	6	1967-72
Gene Brito	5	1953-58
Many players	4	

## CONSECUTIVE SELECTIONS

All-time

Player	No.	Years
Ken Houston	7	1973-79
Len Hauss	6	1967-72
Chris Hanburger	5	1972-76
Paul Lipscomb	4	1950-53
Gene Brito	4	1955-58
Chuck Drazenovich	4	1955-58
Charley Taylor	4	1964-67
Chris Hanburger	4	1966-69
Larry Brown	4	1969-72
Russ Grimm	4	1983-86
Joe Jacoby	4	1983-86
Ken Harvey	4	1994-97
Chris Samuels	4	2005-08
London Fletcher	4	2009-12
Trent Williams	4	2012-15
Many players	3	

# RECORD BOOK: TEAM

\*Asterisks indicate NFL records

## CHAMPIONSHIPS

<b>League Championships</b>	
5 .....	1937, 42, 82, 87, 91
<b>NFC Championships</b>	
5 .....	1972, 82-83, 87, 91
<b>Division Championships</b>	
15 .....	1936-37, 40, 42-43, 45, 72, 82-84, 87, 91, 99, .....
	2012, 15

## GAMES WON

<b>Most Consecutive Games Won</b>	
14 .....	1942-43 (includes playoffs)
11 .....	(all wins) ..... 1991
11 .....	1983 (includes playoffs)
<b>Most Consecutive Games Without Defeat</b>	
17 .....	(16 wins, 1 tie) ..... 1942-43 (includes playoffs)
11 .....	(all wins) ..... 1991
11 .....	(all wins) ..... 1983 (includes playoffs)
<b>Most Games Won, Season</b>	
14 .....	1983
14 .....	1991
12 .....	1986
<b>Most Games Won, Season (Including Playoffs)</b>	
17 .....	1991
16 .....	1983
14 .....	1997
14 .....	1986
<b>Most Consecutive Games Won, Season</b>	
11 .....	1991
9 .....	1983
9 .....	1972
<b>Most Consecutive Games Won, Start of Season</b>	
11 .....	1991
7 .....	1940
5 .....	1986
5 .....	1971
<b>Most Consecutive Games Won, End of Season</b>	
9 .....	1942
9 .....	1983
7 .....	2012
<b>Most Consecutive Games Without Defeat, Start of Season</b>	
11 .....	(all wins) ..... 1991
7 .....	(6 wins, 1 tie) ..... 1943
7 .....	(all wins) ..... 1940
<b>Most Consecutive Games Without Defeat, End of Season</b>	
9 .....	(all wins) ..... 1983
9 .....	(all wins) ..... 1942
7 .....	(all wins) ..... 2012
<b>Most Consecutive Home Games Won</b>	
11 .....	1939-40
11 .....	1990-91
10 .....	1974-75

<b>Most Consecutive Home Games Without Defeat</b>	
14 .....	(won 2, tied 1, won 11) ..... 1938-40
11 .....	(all wins) ..... 1990-91
10 .....	(all wins) ..... 1974-75
<b>Most Consecutive Road Games Won</b>	
9 .....	1981-83
7 .....	1991
7 .....	1985-86
7 .....	1942-43
<b>Most Consecutive Road Games Without Defeat</b>	
9 .....	(all wins) ..... 1981-83
8 .....	(7 wins, 1 tie) ..... 1942-43
7 .....	Three times ..... (Last: 1991)
<b>Most Shutout Games Won or Tied, Season</b>	
4 .....	(all wins) ..... 1934
3 .....	Four times ..... (Last: 1991)
<b>Most Consecutive Shutout Games Won or Tied</b>	
2 .....	Multiple times (Last: 12/23/89 and 09/09/90)
<b>Largest Margin of Victory</b>	
45 .....	vs. Lions ..... 09/01/91
44 .....	vs. Rams ..... 01/01/84
42 .....	vs. Bears ..... 12/15/74
42 .....	vs. Dodgers ..... 11/21/39
<b>Overtime Games, Played, Season</b>	
4 .....	2010
3 .....	Two times ..... (Last: 1999)
<b>Overtime Games, Won, Season</b>	
3 .....	2010
2 .....	Two times ..... (Last: 2007)
<b>GAMES LOST</b>	
<b>Most Consecutive Games Lost</b>	
17 .....	1960-61
9 .....	2013-14
8 .....	1950
8 .....	1935
<b>Most Consecutive Games Without Victory</b>	
23 .....	(20 losses, 3 ties) ..... 1960-61
9 .....	(all losses) ..... 2013-14
8 .....	(all losses) ..... 1950
8 .....	(all losses) ..... 1935
<b>Most Games Lost, Season</b>	
13 .....	2013
13 .....	1994
<b>Most Consecutive Games Lost, Season</b>	
9 .....	1961
8 .....	2013
8 .....	1950
8 .....	1935
<b>Most Consecutive Games Lost, Start of Season</b>	
9 .....	1961
7 .....	1998
5 .....	Three times ..... (Last: 1981)
<b>Most Consecutive Games Lost, End of Season</b>	
8 .....	2013
8 .....	1960
5 .....	Three times ..... (Last: 1978)

# RECORD BOOK: TEAM

## Most Consecutive Games Without Victory, Season

13	..... (lost 9, tied 1, lost 3)	..... 1961
8	..... (all losses)	..... 2013
8	..... (all losses)	..... 1950
8	..... (all losses)	..... 1935

## Most Consecutive Games Without Victory, Start of Season

13	..... (lost 9, tied 1, lost 3)	..... 1961
7	..... (all losses)	..... 1998
5	..... Multiple times	..... (Last: 2001)

## Most Consecutive Games Without Victory, End of Season

8	.....	..... 2013
8	.....	..... 1960
5	..... Three times	..... (Last: 1978)

## Most Consecutive Home Games Lost

10	.....	..... 1960-61
9	..... (4 losses, 1 tie)	..... 1993-94
8	.....	..... 2011-12
8	.....	..... 1963-64

## Most Consecutive Home Games Without Victory

11	.....	..... 1960-61
9	..... (4 losses, 1 tie)	..... 1993-94
8	.....	..... 2011-12
8	.....	..... 1963-64

## Most Consecutive Road Games Lost

9	.....	..... 2014-15
9	.....	..... 2013-14
9	.....	..... 2008-09
9	.....	..... 1960-61

## Most Consecutive Road Games Without Victory

18	.....	..... 1959-62
9	.....	..... 2014-15
9	.....	..... 2013-14
9	.....	..... 2008-09

## Most Shutout Games Lost or Tied, Season

5	..... (4 losses, 1 tie)	..... 1933
5	..... (4 losses, 1 tie)	..... 1932
4	..... (3 losses, 1 tie)	..... 1935
4	..... (all losses)	..... 1934

## Most Consecutive Shutout Games Lost or Tied

2	..... Multiple times	..... (Last: 1961)
---	----------------------	--------------------

## Largest Margin of Defeat

73	..... vs. Bears	..... 12/08/40
59	..... vs. Browns	..... 11/07/54
53	..... vs. Giants	..... 11/05/61

## TIE GAMES

### Most Tie Games, Season

3	.....	..... 1967
2	..... Six times	..... (Last: 1969)

### Most Consecutive Tie Games

2	..... Multiple times	..... (Last: 10/15/67 and 10/22/67)
---	----------------------	-------------------------------------

## SCORING

### Seasons Leading League, Scoring

3	.....	..... 1940, 1983, 1991
---	-------	------------------------

### Most Consecutive Seasons Leading League, Scoring

1	.....	..... 1940, 1983, 1991
---	-------	------------------------

## POINTS

### Most Points, Season

541	.....	..... 1983
485	.....	..... 1991
443	.....	..... 1999

### Fewest Points, Season

55	.....	..... 1932
65	.....	..... 1935
103	.....	..... 1933

### Most Points, Game

72*	..... vs. Giants	..... 11/27/66
59	..... vs. Yanks	..... 10/31/48
56	..... vs. Falcons	..... 11/10/91

### Most Points, Both Teams, Game

113*	..... Redskins [72] vs. Giants [41]	..... 11/27/66
95	..... Redskins [47] vs. Packers [48]	..... 10/17/83
87	..... Redskins [42] vs. Cards [45]	..... 11/22/98
87	..... Redskins [42] vs. Eagles [45]	..... 09/28/47

### Fewest Points, Both Teams, Game

0	..... Four times	..... (Last: vs. Giants 10/01/39)
---	------------------	-----------------------------------

### Most Points, Shutout Victory Game

45	..... vs. Lions	..... 09/01/91
42	..... vs. Bears	..... 12/15/74
42	..... vs. Dodgers	..... 11/12/39

### Most Consecutive Games Scoring

128	.....	..... 1961-70
117	.....	..... 1986-93
116	.....	..... 1980-86

### Fewest Points, Shutout Victory, Game

3	..... vs. Dodgers	..... 10/05/41
6	..... vs. Eagles	..... 10/21/34
7	..... Five times	..... (Last: vs. 49ers, 11/13/55)

### Most Points Overcome to Win Game

24...	..... vs. Buccaneers (trailed 24-0, won 31-30)	..... 10/25/15
21...	..... vs. Panthers (trailed 0-21, won 38-36)	..... 10/03/99
21...	..... vs. Lions (trailed 35-13, won 41-38 in OT)	..... 11/04/90
21...	..... vs. Cowboys (trailed 0-21, won 34-31)	..... 11/28/65

### Most Points Overcome to Tie Game

21	..... vs. Eagles (trailed 14-35, tied 35-35)	..... 12/03/67
----	--	----------------

### Most Points, One Half

43	..... vs. Lions [2nd]	..... 11/14/48
38	..... vs. Rams [1st]	..... 01/01/84
38	..... vs. Giants [2nd]	..... 11/27/66
38	..... vs. Cardinals [1st]	..... 11/09/58

### Most Points, Both Teams, One Half

65	..... Redskins [38] vs. Giants [27], 2nd	..... 11/27/66
55	..... Redskins [13] vs. Bears [42], 2nd	..... 10/26/47
52	..... Redskins [14] vs. Broncos [38], 2nd	..... 10/27/13
52	..... Redskins [28] vs. Panthers [24], 1st	..... 10/03/99
52	..... Redskins [31] vs. Eagles [21], 2nd	..... 10/01/55
52	..... Redskins [14] vs. Cardinals [38], 1st	..... 10/22/50

### Most Points, One Quarter

35	..... vs. Broncos [2nd]	..... 01/31/88
28	..... Multiple times	..... (Last: vs. Cowboys, 11/22/12)

# RECORD BOOK: TEAM

## Most Points, Each Quarter

Q1: 21 ..... Five times ..... [Last: at Cowboys, 01/03/16]
Q2: 35 ..... vs. Broncos ..... 01/31/88
Q3: 28 ..... at Eagles ..... 10/01/55
Q4: 27 ..... vs. Lions ..... 11/14/48

## Most Points, Both Teams, Each Quarter

Q1: 28 ..... Multiple times ... [Last: vs. CAR, 14-14, 11/22/15]
Q2: 42 ..... Redskins [21] vs. Eagles [21] ..... 11/27/83
Q3: 42 ..... Redskins [28] vs. Eagles [14] ..... 10/01/55
Q4: 37 ..... Redskins [24] vs. Giants [13] ..... 11/27/66

## Most Points, Both Teams, One Quarter

42 ..... Redskins [21] vs. Eagles [21], 2nd ..... 11/27/83
42 ..... Redskins [28] vs. Eagles [14], 3rd ..... 10/01/55
38 ..... Redskins [17] vs. Falcons [21], 2nd ..... 09/14/03

## TOUCHDOWNS

### Seasons Leading League, Touchdowns

2 ..... 1940, 83
------------------

### Most Touchdowns, Season

63 ..... 1983
56 ..... 1991
54 ..... 1999
52 ..... 2012

### Fewest Touchdowns, Season

8 ..... 1932
9 ..... 1935
14 ..... 1933

### Most Touchdowns, Game

10* ..... vs. Giants ..... 11/27/66
8 ..... vs. Falcons ..... 11/10/91
8 ..... vs. Yanks ..... 10/31/48

### Most Touchdowns, Both Teams, Game

16* ..... Redskins [10] vs. Giants [6] ..... 11/27/66
12 ..... Redskins [4] vs. Eagles [8] ..... 11/15/10
12 ..... Redskins [6] vs. Eagles [6] ..... 09/28/47

### Most Consecutive Games Scoring Touchdowns

86 ..... 1995-00
------------------

## POINTS AFTER TOUCHDOWNS

### Most [One-Point] PATs, Season

62 ..... 1983
56 ..... 1991
50 ..... 2012

### Fewest [One-Point] PATs, Season

8 ..... 1934
12 ..... 1938
13 ..... 1933

### Most [One-Point] PATs, Game

9 ..... vs. Giants ..... 11/27/66
8 ..... vs. Falcons ..... 11/10/91
8 ..... vs. Yanks ..... 10/31/48

### Most [One-Point] PATs, Both Teams, Game

14 ..... Redskins [9] vs. Giants [5] ..... 11/27/66
---

### Most Two-Point Conversions, Season

3 ..... 1994
2 ..... Seven times [Last: 2015]

## Most Two-Point Conversions, Game

2 ..... vs. Philadelphia ..... 11/17/13
2 ..... vs. Dallas ..... 12/19/10
2 ..... vs. San Francisco ..... 11/06/94

## Most Two-Point Conversions, Both Teams, Game

2 ..... Multiple times .. [Last: vs. Philadelphia, 11/17/13]
--

## FIELD GOALS

### Seasons Leading League, Field Goals

8 ..... Last: 1992
--------------------

### Most Consecutive Seasons Leading League, Field Goals

2 ..... 1976-77
-----------------

### Most Field Goals Attempted, Season

49* ..... 1971
47 ..... 1983
43 ..... 1991

### Fewest Field Goals Attempted, Season

5 ..... 1940
7 ..... 1949
7 ..... 1948
7 ..... 1943

### Most Field Goals Attempted, Game

7 ..... vs. Oilers ..... 10/10/71
6 ..... Multiple times ..... [Last: vs. Titans, 11/21/10]

### Most Field Goal Attempts, Both Teams, Game

11* ..... Redskins [6] vs. Giants [5] ..... 11/14/76
11* ..... Redskins [6] vs. Bears [5] ..... 11/14/71
10 ..... Redskins [7] vs. Oilers [3] ..... 10/10/71

### Most Field Goals, Season

33 ..... 1983
31 ..... 2011
31 ..... 1991

### Fewest Field Goals, Season

0 ..... 1935
0 ..... 1932

### Most Field Goals, Game

5 ..... Multiple times ..... [Last: vs. Jets, 11/04/07]
---

### Most Field Goals, Both Teams, Game

9 ..... Redskins [3] vs. Cowboys [6] ..... 09/26/11
8 ..... Redskins [3] vs. Bills [5] ..... 12/02/07
8 ..... Redskins [5] vs. Bears [3] ..... 11/14/71

### Most Consecutive Games, Scoring Field Goals

28 ..... 1988-90
------------------

## SAFETIES

### Most Safeties, Season

3 ..... 1989
2 ..... Multiple times ..... [Last: 2007]

### Most Safeties, Game

1 ..... Multiple times ..... [Last: vs. Panthers, 11/22/15]
---

### Most Safeties Allowed, Game

2 ..... vs. Giants ..... 11/05/61
-----------------------------------



# RECORD BOOK: TEAM

## FIRST DOWNS

### Seasons Leading League, First Downs

1 ..... 1999

### Most First Downs, Season

353 ..... 1983  
341 ..... 2012  
339 ..... 1984

### Fewest First Downs, Season

95 ..... 1935  
112 ..... 1943  
133 ..... 1944

### Most First Downs, Game

39\* ..... vs. Lions [14 rush/25 pass] ..... 11/04/90  
35 ..... vs. Bears [9 rush/22 pass/4 pen] ..... 1/26/89  
33 ..... vs. Packers [12 rush/21 pass] ..... 10/17/83  
33 ..... vs. Browns [9 rush/22 pass/2 pen] ..... 11/26/67

### Fewest First Downs, Game

4 ..... vs. Browns [2 rush/1 pass/1 pen] ..... 11/07/54

### Most First Downs, Both Teams, Game

57 ..... Redskins [25] vs. Cardinals [32] ..... 11/10/96  
56 ..... Redskins [31] vs. Cardinals [25] ..... 11/22/98  
56 ..... Redskins [33] vs. Packers [23] ..... 10/17/83  
55 ..... Redskins [25] vs. Cowboys [30] ..... 09/12/99

### Fewest First Downs, Both Teams, Game

10 ..... Redskins [6] vs. Giants [4] ..... 12/11/60

### Most First Downs, Rushing, Season

165 ..... 1983  
154 ..... 1984  
147 ..... 1985

### Fewest First Downs, Rushing, Season

55 ..... 1961  
55 ..... 1943  
59 ..... 1962  
59 ..... 1944

### Most First Downs, Rushing, Game

17 ..... vs. Cowboys ..... 12/30/12  
15 ..... vs. Bengals ..... 09/23/12  
15 ..... vs. Texans ..... 11/10/96  
15 ..... vs. Colts ..... 10/27/96

### Fewest First Downs, Rushing, Game

0 ..... at Bills ..... 10/30/11  
0 ..... vs. Giants ..... 12/13/97  
0 ..... vs. Cowboys ..... 09/06/81  
0 ..... vs. Dolphins ..... 10/13/74  
0 ..... vs. Saints ..... 10/28/73  
1 ..... Multiple times ..... [Last: at Panthers, 11/22/15]

### Most First Downs, Rushing, Both Teams, Game

36\* ..... Redskins [11] vs. Eagles [25] ..... 12/02/51  
31 ..... Redskins [13] vs. Lions [18] ..... 09/30/51

### Fewest First Downs, Rushing, Both Teams, Game

(since 1991)

4 ..... Redskins [1] at Cardinals [3] ..... 10/12/14  
4 ..... Redskins [2] vs. Cowboys [2] ..... 12/30/07  
5 ..... Redskins [0] vs. Bills [5] ..... 10/30/11  
5 ..... Redskins [3] vs. Cowboys [2] ..... 09/26/11  
5 ..... Redskins [2] vs. Eagles [3] ..... 10/26/09

### Most First Downs, Passing, Season

217 ..... 1989  
204 ..... 2015  
204 ..... 2011

### Fewest First Downs, Passing, Season

49 ..... 1943  
62 ..... 1951  
64 ..... 1941

### Most First Downs, Passing, Game

25 ..... vs. Lions ..... 11/04/90  
23 ..... vs. Titans ..... 11/21/10  
22 ..... vs. Bears ..... 11/26/89  
22 ..... vs. Browns ..... 11/26/67

### Fewest First Downs, Passing, Game

2 ..... vs. Cardinals ..... 09/19/71

### Most First Downs, Passing, Both Teams, Game

40 ..... Redskins [17] vs. Texans [23] ..... 09/19/10  
39 ..... Redskins [21] vs. Lions [18] ..... 09/22/13  
38 ..... Redskins [21] vs. Eagles [17] ..... 12/26/15  
38 ..... Redskins [21] vs. Packers [17] ..... 10/17/83

### Fewest First Downs, Passing, Both Teams, Game

(since 1991)

8 ..... Redskins [3] vs. Cowboys [5] ..... 12/14/03  
9 ..... Redskins [7] vs. Eagles [2] ..... 11/25/11  
10 ..... Three times ..... [Last: vs. Bears, 10/17/04]

### Most First Downs, Penalty, Season

44 ..... 2014  
34 ..... 1999  
31 ..... 2002

### Fewest First Downs, Penalty, Season

4 ..... 1944  
6 ..... 1945  
7 ..... 1964

### Most First Downs, Penalty, Game

7 ..... vs. Buccaneers ..... 10/25/15  
6 ..... Multiple times ..... [Last: vs. Eagles, 12/20/14]

### Fewest First Downs, Penalty, Game

0 ..... Multiple times ..... [Last: at Cowboys, 01/03/16]

### Most First Downs, Penalty, Both Teams, Game

12 ..... Redskins [4] vs. Cowboys [8] ..... 12/26/93  
10 ..... Redskins [6] vs. Packers [4] ..... 10/20/02

### Fewest First Downs, Penalty, Both Teams, Game

0 ..... Multiple times ..... [Last: vs. 49ers, 11/25/13]

## NET YARDS GAINED RUSHING & PASSING

### Seasons Leading League, Net Yards Gained

1 ..... 1945

### Most Yards Gained, Season

6,253 ..... 1989  
6,139 ..... 1983  
6,131 ..... 2012

### Fewest Yards Gained, Season

1,432 ..... 1932  
2,038 ..... 1935  
2,127 ..... 1934

# RECORD BOOK: TEAM

## Most Yards Gained, Game

676	vs. Lions	11/04/90
625	vs. Yanks	10/31/48
602	vs. Broncos	01/31/88

## Fewest Yards Gained, Game

64	vs. Browns	11/07/54
82	vs. Giants	11/05/61
85	vs. Steelers	12/16/56

## Most Yards Gained, Both Teams, Game

1,045	Redskins [504] vs. Cowboys [541]	09/12/99
1,031	Redskins [416] vs. Cardinals [615]	11/10/96
1,027	Redskins [676] vs. Lions [351]	11/04/90

## Fewest Yards Gained, Both Teams, Game

154	Redskins [103] vs. Giants [51]	12/11/60
-----	--------------------------------	----------

## Most Consecutive Games, 400 or More Yards Gained (since 1940)

3	2015
3	2013
3	1983
3	1981-82
3	1949

## Most Consecutive Games, 300 or More Yards Gained (since 1950)

17	1987-88 (regular season games)
----	--------------------------------

## RUSHING - ATTEMPTS

### Seasons Leading League, Rushing Attempts

4	1951, 58, 83, 91
---	------------------

### Most Rushing Attempts, Season

629	1983
609	1979
588	1984

### Fewest Rushing Attempts, Season

304	1932
315	1982
320	1943

### Most Rushing Attempts, Game

64	vs. Rams	12/25/51
62	vs. Packers	10/24/48

### Most Rushing Attempts, Both Teams, Game

99	Redskins [62] vs. Packers [37]	10/24/48
----	--------------------------------	----------

### Fewest Rushing Attempts, Both Teams, Game

36	Redskins [21] vs. Lions [15]	12/05/99
----	------------------------------	----------

## RUSHING - YARDS GAINED

### Seasons Leading League, Yards Gained, Rushing

2	1933, 2012
---	------------

### Most Yards Gained Rushing, Season

2,709	2012
2,625	1983
2,523	1985

### Fewest Yards Gained Rushing, Season

904	1944
1,037	1965
1,069	1943

## Most Yards Gained Rushing, Game

420	vs. Giants	10/08/33
352	vs. Rams	11/25/51
307	vs. Falcons	11/03/85

## Fewest Yards Gained Rushing, Game

5	vs. Bears	12/08/40
10	vs. Buccaneers	12/04/94
14	2 Games	[Last: at Panthers, 11/22/15]

## Most Yards Gained Rushing, Both Teams, Game

558	Redskins [420] vs. Giants [138]	10/08/33
531	Redskins [255] vs. Browns [276]	11/15/59

## Fewest Yards Gained Rushing, Both Teams, Game (since 1950)

64	Redskins [48] vs. Bears [16]	10/25/64
65	Redskins [77] vs. Eagles [-12]	10/29/61
76	Redskins [18] vs. Texans [58]	09/19/10

## RUSHING - AVERAGE GAIN

### Highest Average Gain, Rushing, Season

5.2	2012
4.8	2013
4.8	1933

### Lowest Average Gain, Rushing, Season

2.6	1944
2.7	1941
2.8	1935

## RUSHING - TOUCHDOWNS

### Seasons Leading League, Touchdowns, Rushing

4	1983, 91, 96, 99
---	------------------

### Most Touchdowns, Rushing, Season

30	1983
27	1996
23	1999
23	1986

### Fewest Touchdowns, Rushing, Season

4	1977
4	1932
5	Multiple times (Last: 1982)

### Most Touchdowns, Rushing, Game

6	vs. Steelers	10/14/34
5	vs. Browns	10/13/91

### Most Touchdowns, Rushing, Both Teams, Game

7	Redskins [2] at Bills [5]	11/03/96
7	Redskins [4] vs. Giants [3]	11/27/66

## PASSING - ATTEMPTS

### Seasons Leading League, Passing Attempts

6	1937-38, 43-44, 47, 67
---	------------------------

### Consecutive Seasons Leading League, Passing Attempts

2	1937-38, 43-44
---	----------------

### Most Passes Attempted, Season

611	2013
605	2010
592	1988

# RECORD BOOK: TEAM

## Fewest Passes Attempted, Season

92.....	1932
106.....	1933
152.....	1934

## Most Passes Attempted, Game

63..... vs. Lions [43 comp.].....	11/04/90
63..... vs. Raiders [32].....	10/29/89
60..... vs. Giants [28].....	11/23/97

## Fewest Passes Attempted, Game

7..... Three times..... [Last: vs. Giants, 12/11/60]	
10..... vs. Cowboys.....	10/03/71

## Most Pass Attempts, Both Teams, Game

100..... Redskins [40] vs. 49ers [60].....	11/17/86
95..... Redskins [49] vs. Packers [46].....	10/10/10
95..... Redskins [36] vs. Cardinals [59].....	11/10/96
94..... Redskins [63] vs. Raiders [31].....	10/29/89

## Most Consecutive Passes Attempted, No Interceptions (reg. season)

379.....	2007-08
----------	---------

## PASSING - COMPLETION PCT.

### Seasons Leading League, Passing Completions

9.....	1937, 41, 43-45, 47-49, 67
--------	----------------------------

### Consecutive Seasons Leading League, Passing Completions

3.....	1943-45, 47-49
--------	----------------

## Most Passes Completed, Season

386.....	2015
364.....	2014
355.....	2013

## Fewest Passes Completed, Season

33.....	1933
44.....	1934

## Most Passes Completed, Game

43..... vs. Lions.....	11/04/90
37..... vs. Cardinals.....	12/16/84
35..... vs. Cardinals.....	10/11/96

## Fewest Passes Completed, Game

0..... vs. Giants.....	12/11/60
------------------------	----------

## Most Passes Completed, Both Teams, Game

68..... Redskins [31] vs. Eagles [37].....	12/26/15
66..... Redskins [28] vs. Texans [38].....	09/19/10
65..... Redskins [30] vs. Saints [35].....	12/06/09

## Fewest Passes Completed, Both Teams, Game (since 1950)

6..... Redskins [0] vs. Giants [6].....	12/11/60
8..... Redskins [5] at Steelers [3].....	11/18/51
11..... Redskins [3] vs. Steelers [8].....	10/18/59

## PASSING - YARDS GAINED

### Seasons Leading League, Passing Yardage

8.....	1938, 40, 44, 47-48, 67, 74, 89
--------	---------------------------------

### Most Consecutive Seasons Leading League, Passing Yardage

2.....	1947-48
--------	---------

## Most Net Yards Gained, Passing, Season

4,349.....	1989
4,136.....	1988
4,095.....	2015

## Fewest Net Yards Gained, Passing, Season

216.....	1932
459.....	1934
514.....	1933

## Most Net Yards Gained, Passing, Game

501..... vs. Yanks.....	10/31/48
482..... vs. Lions.....	11/04/90
454..... vs. 49ers.....	11/10/91

## Fewest Yards Gained, Passing, Game

-32..... vs. Steelers.....	11/27/55
-28..... vs. Steelers.....	12/07/58
-13..... vs. Steelers.....	10/18/59

## Most Yards Gained, Passing, Both Teams, Game

871..... Redskins [403] vs. Texans [468].....	09/19/10
849..... Redskins [378] vs. Vikings [471].....	11/02/86
821..... Redskins [316] vs. Giants [505].....	10/28/62

## Fewest Yards Gained, Passing, Both Teams, Game (since 1950)

52..... Redskins [0] vs. Giants [52].....	12/11/60
95..... Redskins [50] at Steelers [45].....	11/18/51
100..... Redskins [23] vs. Steelers [77].....	10/18/59

## PASSING - TIMES SACKED

### Seasons Leading League, Fewest Times Sacked (since 1982)

1.....	1991
--------	------

## Most Times Sacked, Season

61.....	1998
58.....	2014
52.....	1985
52.....	1977

## Fewest Times Sacked, Season

9.....	1991
11.....	1972
17.....	1971

## Most Times Sacked, Game

10..... at Bills.....	10/30/11
9..... vs. Cardinals.....	11/19/78
9..... vs. Cardinals.....	10/04/64

## Most Times Sacked, Both Teams, Game

13..... Redskins [10] vs. Jaguars [3].....	09/14/14
13..... Redskins [4] at Cardinals [9].....	10/17/99
13..... Redskins [8] vs. Chiefs [5].....	09/18/83

## PASSING - COMPLETIONS

### Seasons Leading League, Completion Percentage

11.....	1937, 39-40, 42-45, 47-48, 69-70, 2015
---------	--

### Consecutive Seasons Leading League, Completion Percentage

4.....	1942-45
--------	---------

## Highest Completion Percentage, Season

69.5..... [555 atts/386 comp].....	2015
66.5..... [547 atts/364 comp].....	2014
65.8..... [442 atts/291 comp].....	2012

# RECORD BOOK: TEAM

## Lowest Completion Percentage, Season

18.5	[92 att./17 comp.]	1932
25.4	[138 att./35 comp.]	1934
27.4	[175 att./48 comp.]	1935

## PASSING - TOUCHDOWNS

### Most Touchdowns, Passing, Season

33	1988
31	1967
30	2015
30	1991

### Fewest Touchdowns, Passing, Season

1	1933
1	1932

### Most Touchdowns, Passing, Game

6	vs. Falcons	11/10/91
6	vs. Cardinals	11/23/47
6	vs. Brooklyn	10/31/43

### Most Touchdowns Passes, Both Teams, Game

11	Redskins (4) vs. Giants (7)	10/28/62
9	Redskins (5) vs. Bears (4)	11/09/58
9	Redskins (3) vs. Rams (6)	12/11/49

## PASSING - HAD INTERCEPTED

### Most Passes Had Intercepted, Season

35	1935
34	1963
32	1954

### Fewest Passes Had Intercepted, Season

6	2008
8	2012
9	1982

### Most Passes Had Intercepted, Game

8	vs. Bears	12/08/40
7	vs. Eagles	12/21/75
7	vs. Giants	12/08/63
7	vs. Steelers	12/03/50

### Most Passes Had Intercepted, Both Teams, Game

11	Redskins (7) vs. Giants (4)	12/08/63
11	Redskins (6) vs. Pirates (5)	12/01/35
11	Eagles (7) vs. Redskins (4)	11/03/35

## PUNTING

### Seasons Leading League (Average Distance)

7	(Last: 2014)
---	--------------

### Most Consecutive Seasons Leading League (Average Distance)

4	1940-43
---	---------

### Most Punts, Season

113	1934
112	1935
103	2004
103	1978

### Fewest Punts, Season (since 1940)

33	1945
45	1946
48	1958

### Most Punts, Game

14	vs. Eagles	11/05/39
13	vs. Giants	11/28/97
12	vs. Eagles	10/04/42

### Fewest Punts, Game

0	Many times	(Last: vs. Cardinals, 11/05/00)
---	------------	---------------------------------

### Most Punts, Both Teams, Game

28	Redskins (14) vs. Eagles (14)	11/05/39
----	-------------------------------	----------

### Fewest Punts, Both Teams, Game

2	Redskins (1) vs. Saints (1)	11/18/90
2	Redskins (1) vs. Packers (1)	10/17/83
2	Redskins (1) vs. Eagles (1)	09/17/67

## PUNTING - AVERAGE DISTANCE

### Highest Average Distance, Punting, Season (since 1939)

46.9	2014
45.9	1941
45.5	1959

### Lowest Average Distance, Punting, Season (since 1939)

34.5	1962
37.3	1982
37.5	1990

## PUNT RETURNS

### Seasons Leading League (Average Return)

5	1957, 63, 76, 94-95
---	---------------------

### Most Consecutive Seasons Leading League (Average Return)

2	1994-95
---	---------

### Most Punt Returns, Season

61	1975
57	1977
56	1987

### Fewest Punt Returns, Season

15	1960
22	2003
23	1996

### Most Punt Returns, Game

11	vs. Buccaneers	10/09/77
10	vs. Saints	12/26/82

### Most Punt Returns, Both Teams, Game

16	Redskins (11) vs. Buccaneers (5)	10/09/77
15	Redskins (10) vs. Saints (5)	12/26/82

## PUNT RETURNS - FAIR CATCHES

### Fewest Fair Catches, Season

2	1984
2	1982
4	1981
4	1968

### Most Fair Catches, Season

28	2005
27	2014
24	1994

### Most Fair Catches, Game

5	at Cardinals	10/12/14
5	vs. Steelers	11/03/08
5	vs. Cardinals	09/14/97

# RECORD BOOK: TEAM

## PUNT RETURNS - YARDS GAINED

### Most Yards, Punt Returns, Season

688	1976
675	1941
615	1987

### Fewest Yards, Punt Returns, Season

45	1970
65	1960
119	1959

### Most Yards, Punt Returns, Game

155	vs. Rams	09/21/63
146	vs. Steelers	11/21/65
142	vs. Giants	10/11/87

### Fewest Yards, Punt Returns, Game

-28*	vs. Cowboys	12/11/66
-10	vs. Bills	11/03/96
-9	vs. Eagles	11/10/68

### Most Yards, Punt Returns, Both Teams, Game

177	Redskins (0) vs. Chiefs (177)	12/08/13
177	Redskins (55) vs. Packers (122)	09/24/50

### Fewest Yards, Punt Returns, Both Teams, Game (since 1941)

-9	Redskins (-9) vs. Eagles (0)	11/15/10
-8	Redskins (-2) at Eagles (-6)	10/05/80
-8	Redskins (-8) vs. Giants (0)	10/13/46

## PUNT RETURNS - AVERAGE YARDS

### Highest Average, Punt Returns, Season (since 1941)

15.0	1941
14.1	1994
13.3	1991

### Lowest Average, Punt Returns, Season (since 1941)

1.7	1970
4.0	1959
4.3	1960

## PUNT RETURNS - TOUCHDOWNS

### Most Touchdowns, Punt Returns, Season

3	1941
---	------

### Most Touchdowns, Punt Returns, Game

1	Multiple times	(Last: at Lions, 10/26/08)
---	----------------	----------------------------

### Most Touchdowns, Punt Returns, Both Teams, Game

2*	Redskins (1) vs. Eagles (1)	11/09/52
----	-----------------------------	----------

## KICKOFF RETURNS

### Seasons Leading League (Average Return)

8*	1942, 47, 62-63, 73-74, 81, 95
----	--------------------------------

### Most Consecutive Seasons Leading League (Average Return)

2	1962-63, 73-74
---	----------------

### Most Kickoff Returns, Season

78	2003
74	1988
73	2010
73	2006
71	1994

### Fewest Kickoff Returns, Season

23	1942
26	1943
29	1945
29	1941

### Most Kickoff Returns, Game

9	vs. Packers	10/17/83
8	Multiple times	(Last: vs. Chiefs, 12/08/13)

### Most Kickoff Returns, Both Teams, Game

19*	Redskins (7) vs. Giants (12)	11/27/66
17	Redskins (9) vs. Packers (8)	10/17/83

## KICK RETURNS - YARDS GAINED

### Most Yards, Kickoff Returns, Season

1,720	1962
1,718	1963
1,685	1994

### Fewest Yards, Kickoff Returns, Season (since 1941)

580	1941
616	1943
628	1945

### Most Yards, Kickoff Returns, Game

239	vs. Giants	11/25/62
236	vs. Browns	10/15/63
236	vs. Eagles	09/28/47

### Most Yards, Kickoff Returns, Both Teams, Game

453	Redskins (236) vs. Eagles (217)	09/28/47
401	Redskins (193) vs. Packers (208)	10/17/83

## KICK RETURNS - AVERAGE YARDS

### Highest Average, Kickoff Returns, Season (since 1941)

28.2	[61 returns/1720 yds.]	1962
27.8	[23 returns/640 yds.]	1942
26.8	[64 returns/1718 yds.]	1963

### Lowest Average, Kickoff Returns, Season (since 1941)

18.0	[62 returns/1113 yds.]	1990
18.3	[74 returns/1355 yds.]	1988
18.4	[37 returns/682 yds.]	1944

## KICK RETURNS - TOUCHDOWNS

### Most Touchdowns, Kickoff Returns, Season

2	Four times	(Last: 2015)
---	------------	--------------

### Most Touchdowns, Kickoff Returns, Game

1	Multiple times	(Last: at Panthers, 11/22/15)
---	----------------	-------------------------------

### Most Touchdowns, Kickoff Returns, Both Teams, Game

2	Redskins (1) vs. Eagles (1)	09/28/47
2	Redskins (1) vs. Eagles (1)	11/01/42

## FUMBLES

### Fewest Fumbles, Season

13	1983
14	1990
15	1982

### Most Fumbles, Season

36	1976
35	2007
35	1980

# RECORD BOOK: TEAM

## Most Fumbles, Game

8	..... vs. Raiders.....	10/29/89
8	..... vs. Pirates.....	11/14/37
7	..... vs. Chargers.....	09/09/01

## Most Fumbles, Both Teams, Game

13	..... Redskins (4) vs. Cardinals (9).....	10/25/76
13	..... Redskins (6) vs. Giants (7).....	11/05/50
13	..... Redskins (8) vs. Pirates (5).....	11/14/37

## FUMBLES LOST

### Most Fumbles Lost, Season

23	.....	1976
21	.....	1988

### Fewest Fumbles Lost, Season

6	.....	2012
6	.....	1990
7	..... Multiple times .....	(Last: 2009)

### Most Fumbles Lost, Game

5	..... vs. Falcons .....	12/15/13
5	..... vs. Oilers .....	10/30/88

## FUMBLES RECOVERED

### Most Fumbles Recovered, Season, Own and Opponents'

40	[own 18, opponents 22] .....	1984
35	[own 13, opponents 22].....	1976

### Fewest Fumbles Recovered, Season, Own and Opponents'

12	[6 own, 6 opp].....	1994
----	---------------------	------

### Most Fumbles Recovered, Game, Own and Opponents'

10*	..... vs. Cardinals (2 own, 8 opp) .....	10/25/76
-----	--	----------

### Fewest Own Fumbles Recovered, Season

2	.....	1958
---	-------	------

### Most Own Fumbles Recovered, Season

26	.....	1940
----	-------	------

### Fewest Opponents' Fumbles Recovered, Season (since 1945)

5	.....	2008
---	-------	------

### Most Opponents' Fumbles Recovered, Season

26	.....	1983
----	-------	------

## FUMBLES - RECOVERED FOR TOUCHDOWN

### Most Touchdowns, Fumbles Recovered, Season, Own and Opponents'

3	.....	Five times (Last: 2012)
---	-------	-------------------------

### Most Touchdowns, Fumbles Recovered, Game, Own and Opponents'

2	..... at Vikings.....	11/29/84
2	..... vs. Chargers.....	09/16/73

## TURNOVERS

### Most Turnovers, Season

46	.....	1988
46	.....	1975

### Fewest Turnovers, Season

14	.....	2012
16	.....	1982
17	.....	2006

## Most Turnovers, Game

10	..... vs. Giants .....	12/08/63
10	..... vs. Giants .....	12/04/38
9	..... vs. Bears .....	12/08/40

## Fewest Turnovers, Game

0	..... Multiple times .....	(Last: at Cowboys, 01/03/16)
---	----------------------------	------------------------------

## Most Turnovers, Both Teams, Game

15	..... Redskins (10) vs. Giants (5).....	12/08/63
----	---	----------

## Highest Turnover/Takeaway Ratio, Season

+43	.....	1983
+22	.....	1979
+22	.....	1964

## Lowest Turnover/Takeaway Ratio, Season

-24	.....	1988
-22	.....	1963
-19	.....	1954

## PENALTIES

### Seasons Leading League, Fewest Penalties

4	.....	1954, 57-58, 85
---	-------	-----------------

### Most Consecutive Seasons Leading League, Fewest Penalties

2	.....	1957-58
---	-------	---------

### Seasons Leading League, Most Penalties

2	.....	1945, 48
---	-------	----------

### Fewest Penalties, Season

40	.....	1958
21	.....	1935

### Most Penalties, Season

124	.....	2003
122	.....	1948
120	.....	2014

### Fewest Penalties, Game

0	..... Multiple times .....	(last vs. Panthers, 11/16/03)
---	----------------------------	-------------------------------

### Most Penalties, Game

17	..... vs. Giants .....	9/21/03
17	..... vs. Steelers .....	10/10/48
16	..... vs. Giants .....	10/03/48
16	..... vs. Eagles .....	11/02/47
16	..... vs. Yanks .....	11/11/45

### Fewest Penalties, Both Teams, Game

0	..... Redskins (0) vs. Dodgers (0).....	9/27/36
2	..... Redskins (0) vs. Vikings (2).....	12/22/73

### Most Penalties, Both Teams, Game

32	..... Redskins (17) vs. Giants (15).....	09/21/03
----	--	----------

## YARDS PENALIZED

### Seasons Leading League, Fewest Yards Penalized

9	.....	1953-54, 56-58, 70, 85, 93, 97
---	-------	--------------------------------

### Most Consecutive Seasons Leading League, Fewest Yards Penalized

3	.....	1956-58
---	-------	---------

# RECORD BOOK: TEAM

## Fewest Yards Penalized, Season

166.....	1935
275.....	1936
321.....	1957

## Most Yards Penalized, Season

1,130.....	2014
1,110.....	1948
1,047.....	2004

## Fewest Yards Penalized, Game

0.....	Multiple times..... (Last: vs. Panthers, 11/16/03)
--------	--

## Most Yards Penalized, Game

178.....	vs. Giants.....	09/26/71
160.....	vs. Steelers.....	10/10/48
142.....	vs. Giants.....	02/21/03

## Most Yards Penalized, Both Teams, Game

226.....	Redskins (142) vs. Cardinals (124).....	11/08/53
----------	---	----------

## DEFENSIVE RECORDS

### SCORING

## Most Seasons Leading League, Fewest Points Allowed

2.....	1943, 82
--------	----------

## Fewest Points Allowed, Season

79.....	1932
94.....	1939
94.....	1934

## Fewest Points Allowed, Game

0.....	Multiple times..... (Last: vs. Eagles, 09/30/91)
--------	--

## Most Points Allowed, Season

478.....	2013
438.....	2014
432.....	1954

## Most Points Allowed, Game

73.....	vs. Bears.....	12/08/40
62.....	vs. Browns.....	11/07/54
59.....	vs. Eagles.....	11/15/10

## Most Points Allowed, One Half

45.....	vs. Eagles (1st).....	11/15/10
45.....	vs. Bears (2nd).....	12/08/40
42.....	vs. Bears (2nd).....	10/26/47

## Most Points Allowed, One Quarter

31.....	vs. Broncos (4th).....	10/27/13
31.....	vs. Bears (2nd).....	09/29/85
28.....	vs. Eagles (1st).....	11/15/10
28.....	vs. Chiefs (2nd).....	09/30/01
28.....	vs. Cardinals (2nd).....	10/22/50

## Fewest Touchdowns Allowed, Season

10.....	1934
11.....	1932
11.....	1942

## Fewest Touchdowns Allowed, Game

0.....	Multiple times..... (Last: vs. Eagles, 11/18/12)
--------	--

## Most Touchdowns Allowed, Season

59.....	2013
57.....	1954
53.....	2014

## POINTS AFTER TOUCHDOWN

### Fewest PATs Allowed, Season

12.....	1942
14.....	1982
16.....	1945

### Most PATs Allowed, Season

59.....	2013
54.....	1954
50.....	2014

### Most PATs Allowed, Game

8.....	Multiple times..... (Last: vs. Eagles, 11/15/10)
--------	--

## FIELD GOALS

### Fewest Field Goals Allowed, Season

1.....	1945
2.....	1943
3.....	1948
3.....	1946

### Most Field Goals Allowed, Season

34.....	2011
31.....	Two times..... (Last: 2009)

### Most Field Goals Allowed, Game

6.....	vs. Cowboys.....	09/26/12
5.....	Five times.....	(Last: vs. Bills, 12/02/07)

## FIRST DOWNS

### Fewest First Downs Allowed, Season

79.....	1935
82.....	1937

### Most First Downs Allowed, Season

358.....	1996
340.....	2012

### Most First Downs Allowed, Game

34.....	vs. Patriots.....	10/28/07
33.....	vs. Browns.....	11/07/54

### Fewest First Downs Allowed, Rushing, Season

47.....	1982
52.....	1942

### Most First Downs Allowed, Rushing, Season

149.....	1969
146.....	1996

### Most First Downs Allowed, Rushing, Game

25.....	vs. Eagles.....	12/02/51
21.....	vs. Bills.....	11/03/96

### Fewest First Downs Allowed, Passing, Season

34.....	1943
39.....	1945

### Most First Downs Allowed, Passing, Season

223.....	2012
207.....	2010

# RECORD BOOK: TEAM

<b>Most First Downs Allowed, Passing, Game</b>	
24..... vs. Saints.....	09/11/94
24..... vs. Eagles.....	09/17/89

<b>Fewest First Downs Allowed, Penalty, Season</b>	3..... 1957
--	-------------

<b>Most First Downs Allowed, Penalty, Season</b>	36..... 1965
35.....	2014

<b>Most First Downs Allowed, Penalty, Game</b>	7..... vs. Cowboys.....	12/26/93
--	-------------------------	----------

## NET YEARS GAINED RUSHING & PASSING

<b>Most Seasons Leading League, Fewest Yards Allowed</b>	5.....	1935-37, 39, 46
--	--------	-----------------

<b>Most Consecutive Seasons Leading League, Fewest Yards Allowed</b>	3*.....	1935-37
--	---------	---------

<b>Fewest Yards Allowed, Season</b>	1,950.....	1943
-------------------------------------	------------	------

<b>Fewest Yards Allowed, Game</b>	
51..... vs. Giants [-1 rush/52 pass].....	12/11/60
51..... vs. Giants [1 rush/50 pass].....	09/27/42

<b>Most Yards Allowed, Season</b>	6,228.....	2010
-----------------------------------	------------	------

<b>Fewest Yards Allowed, Season</b>	1,926.....	1935
1,941.....	1942	

## RUSHING

<b>Most Seasons Leading League, Fewest Yards Allowed</b>	4.....	1935-36, 41, 83
--	--------	-----------------

<b>Most Consecutive Seasons Leading League, Fewest Yards Allowed</b>	2.....	1935-36
--	--------	---------

<b>Fewest Yards Allowed, Rushing, Season</b>	848.....	1942
946.....	1982	

<b>Fewest Yards Allowed, Rushing, Game</b>	
-29..... vs. Rams.....	10/11/42
-12..... vs. Eagles.....	10/29/61

<b>Most Yards Allowed, Rushing, Season</b>	2,536.....	1978
2,524.....	1980	

<b>Most Yards Allowed, Rushing, Game</b>	
382..... vs. Bears.....	12/08/40
376..... vs. Eagles.....	11/21/48

<b>Fewest Rushing Attempts Allowed, Season</b>	247.....	1982
329.....	1933	

<b>Fewest Rushing Attempts Allowed, Game</b>	
6..... vs. Cardinals.....	10/29/33
9..... Two times.....	[Last: vs. Seahawks, 12/23/89]

<b>Most Rushing Attempts Allowed, Season</b>	625.....	1978
585.....	1980	

<b>Most Rushing Attempts Allowed, Game</b>	64..... Three times.....	[Last: 12/02/51]
--	--------------------------	------------------

<b>Fewest Touchdowns Allowed, Rushing, Season</b>	3.....	1937
3.....	1936	

<b>Most Touchdowns Allowed, Rushing, Season</b>	26.....	1969
24..... Two times.....	[Last: 1998]	

<b>Most Touchdowns Allowed, Rushing, Game</b>	5..... Four times.....	[Last: vs. Bills, 11/03/96]
---	------------------------	-----------------------------

## PASSING

<b>Most Seasons Leading League, Fewest Yards Allowed</b>	7.....	1939, 42, 45, 52-53, 80, 85
--	--------	-----------------------------

<b>Most Consecutive Seasons Leading League, Fewest Yards Allowed</b>	2.....	1952-53
--	--------	---------

<b>Fewest Yards Allowed, Passing, Season</b>	682.....	1934
928.....	1935	

<b>Fewest Yards Allowed, Passing, Game</b>	
-12..... vs. Cardinals.....	11/21/80
-3..... vs. Giants.....	10/01/39

<b>Most Yards Allowed, Passing, Season</b>	4,511.....	2012
4,187.....	2010	

<b>Most Yards Allowed, Passing, Game</b>	
507..... vs. Cardinals.....	11/10/96
505..... vs. Giants.....	10/28/62

<b>Fewest Touchdowns Allowed, Passing, Season</b>	4.....	1934
5.....	1942	

<b>Most Touchdowns Allowed, Passing, Season</b>	37.....	1961
35..... Two times.....	2014	

<b>Most Touchdowns Allowed, Passing, Game</b>	
7..... vs. Giants.....	10/28/62
7..... vs. Eagles.....	10/17/54

<b>Fewest Pass Attempts Allowed, Season</b>	159.....	1934
162.....	1933	

<b>Fewest Pass Attempts Allowed, Game</b>	
1..... vs. Giants.....	09/27/42
8..... vs. Cowboys.....	12/10/00

<b>Most Pass Attempts Allowed, Season</b>	636.....	2012
602.....	2007	

<b>Most Pass Attempts Allowed, Game</b>	
63..... vs. Bears.....	10/31/99
62..... vs. Cowboys.....	11/22/12



# RECORD BOOK: TEAM

## Fewest Pass Completions Allowed, Season

45.....	1934
62.....	1936

## Fewest Pass Completions Allowed, Game

0..... vs. Eagles.....	10/18/36
1..... Two times.....	[Last: vs. Giants, 09/27/42]

## Most Pass Completions Allowed, Season

393.....	2012
367.....	2010

## Most Pass Completions Allowed, Game

38..... vs. Texans.....	09/19/10
37..... Five times.....	[Last: vs. Eagles, 12/26/15]

## SACKS

### Most Sacks, Season

66.....	1984
55.....	1986

### Fewest Sacks, Season

18.....	1969
19.....	2006

### Most Sacks, Game

10..... vs. Jaguars.....	09/14/14
10..... at Buccaneers.....	10/09/77
9..... vs. Cardinals.....	12/21/80

### Most Opponents Yards Lost Attempting to Pass, Season

529.....	1984
424.....	1987
424.....	1986

### Most Opponents Yards Lost Attempting to Pass, Game

99..... vs. Buccaneers.....	10/09/77
81..... vs. Browns.....	10/30/60

### Fewest Opponents Yards Lost Attempting to Pass, Season

95.....	2006
110.....	1956

## INTERCEPTIONS BY

### Most Seasons Leading League, Interceptions

3.....	1964, 71, 83
--------	--------------

### Most Passes Intercepted By, Season

34.....	1983
34.....	1966
33.....	1980

### Most Passes Intercepted By, Game

7..... vs. Eagles.....	11/03/35
6..... vs. Chargers.....	10/31/83

### Fewest Passes Intercepted By, Season

6.....	2006
7.....	2014
11..... Three times.....	[Last: 2015]

### Most Consecutive Games, One or More Passes Intercepted By

36.....	1962-65
---------	---------

### Most Yards Returning Interceptions, Season

598.....	1973
535.....	1965

### Most Yards Returning Interceptions, Game

173..... vs. Cardinals.....	11/29/92
147..... vs. 49ers.....	12/18/04

### Fewest Yards, Returning Interceptions, Season

25.....	2006
38.....	2014

### Most Yards Returning Interceptions, Both Teams, Game

206..... Redskins (23) vs. Cardinals (183).....	11/08/42
---	----------

### Most Touchdowns, Returning Interceptions, Season

5.....	1971
4.....	1984
4.....	1973

### Most Touchdowns, Returning Interceptions, Game

2..... vs. Steelers.....	12/19/65
2..... vs. Cowboys.....	11/22/64
2..... vs. Yanks.....	10/31/48

### Most Touchdowns, Returning Interceptions, Both Teams, Game

3..... Redskins (0) vs. Bears (3).....	12/08/40
--	----------

## PUNT RETURNS

### Fewest Opponents Punt Returns, Season

7*.....	1962
14.....	1973

### Most Opponents Punt Returns, Season

65.....	2004
52.....	1980

### Fewest Yards Allowed, Punt Returns, Season

34.....	1962
39.....	1972

### Most Yards Allowed, Punt Returns, Season

727.....	2004
655.....	2013

### Lowest Avg. Allowed, Punt Returns, Season

1.9.....	1959
2.1.....	1972

### Highest Avg. Allowed, Punt Returns, Season

16.8.....	2013
14.4.....	1946

### Most Touchdowns Allowed, Punt Returns, Season

3.....	2013
3.....	1952
2..... Multiple times.....	[Last: 2008]

## KICKOFF RETURNS

### Fewest Opponents Kickoff Returns, Season (since 1940)

26.....	1944
28.....	1959

### Most Opponents Kickoff Returns, Season (since 1940)

91.....	1983
77.....	1999

### Fewest Yards Allowed, Kickoff Returns, Season (since 1940)

566.....	1944
582.....	2015
625.....	1959

# RECORD BOOK: TEAM/INDIVIDUAL

**Most Yards Allowed, Kickoff Returns, Season [since 1940]**

1,772.....	1999
1,772.....	1983

**Lowest Average Allowed, Kickoff Returns, Season [since 1940]**

16.3.....	1976
16.8.....	1979

**Highest Average Allowed, Kickoff Returns, Season**

28.2.....	1953
27.7.....	1998

**Most Touchdowns Allowed, Kickoff Returns, Season**

2.....	Three times.....[Last: 1998]
--------	------------------------------

## FUMBLES

**Most Opponents' Fumbles, Season**

46.....	1983
42.....	1964

**Fewest Opponents' Fumbles, Season**

9.....	1940
9.....	1938

**Most Opponents' Fumbles, Game**

9.....	vs. Cardinals..... 10/25/76
--------	-----------------------------

**Most Opponents' Fumbles Recovered, Season**

27.....	1983
---------	------

**Most Opponents' Fumbles Recovered, Game**

8.....	vs. Cardinals..... 10/25/76
--------	-----------------------------

**Fewest Opponents' Fumbles Recovered, Season**

5.....	2008
6.....	Four times..... [Last: 2009]

**Most Touchdown Returns, Fumbles Recovered, Game**

2.....	Two times.....[Last: vs. Vikings, 11/29/84]
--------	---

## TURNOVERS

**Fewest Opponents' Turnovers, Season**

12.....	2006
18.....	2008

**Most Opponents' Turnovers, Season**

61.....	1983
55.....	1964

**Most Opponents' Turnovers, Game**

10.....	vs. Cardinals [9 ints/1 fum]..... 10/25/76
8.....	vs. Chargers [6 ints/2 fum]..... 10/31/83

\*Asterisks indicate NFL records

## SERVICE

**Most Seasons**

20.....	Darrell Green..... 1983-2002
16.....	Monte Coleman..... 1979-94
16.....	Sammy Baugh..... 1937-52

**Most Games Played, Career**

295.....	Darrell Green..... 1983-2002
215.....	Monte Coleman..... 1979-94
205.....	Art Monk..... 1980-93

**Most Consecutive Games Played, Career**

196.....	Len Hauss..... 1964-77
170.....	Mark Moseley..... 1974-86
163.....	Joe Theismann..... 1974-85

**Most Consecutive Games Started, Career**

192.....	Len Hauss..... 1964-77
----------	------------------------

## SCORING

**Most Seasons Leading League, Scoring**

1.....	Chip Lohmiller..... 1991
1.....	Mark Moseley..... 1983
1.....	Sam Baker..... 1957
1.....	Andy Farkas..... 1939

**Most Seasons Leading Team [all consecutive]**

12.....	Mark Moseley..... 1974-85
7.....	Chip Lohmiller..... 1988-94
5.....	Curt Knight..... 1969-73

## POINTS

**Most Points, Career**

1,206.....	Mark Moseley..... 1974-86
787.....	Chip Lohmiller..... 1988-94
540.....	Charley Taylor..... 1964-77

**Most Points, Season**

161.....	Mark Moseley..... 1983
149.....	Chip Lohmiller..... 1991
144.....	John Riggins..... 1983

**Most Points, No Touchdowns, Season**

161.....	Mark Moseley..... 1983
149.....	Chip Lohmiller..... 1991
131.....	Chip Lohmiller..... 1990

**Most Seasons, 100 or More Points**

4.....	Chip Lohmiller..... 1989-92
3.....	Mark Moseley..... 1979, 1983-84
2.....	Graham Gano..... 2010-11
2.....	Shaun Suisham..... 2007-08
2.....	Brett Conway..... 1999, 2001
2.....	Curt Knight..... 1971, 1973

**Most Points, Rookie Season**

118.....	Scott Blanton..... 1996
105.....	Charlie Gogolak..... 1966
97.....	Chip Lohmiller..... 1988

**Most Points, Game**

24.....	Larry Brown vs. Eagles [4 TDs]..... 12/16/73
24.....	Dick James vs. Cowboys [4 TDs]..... 12/17/61
20.....	Andy Farkas vs. Rams [3 TDs, 2 PATs].... 09/25/38

# RECORD BOOK: INDIVIDUAL

## Most Consecutive Games Scoring

92.....	Chip Lohmiller.....	1988-93
91.....	Mark Moseley.....	1980-86
70.....	Mark Moseley.....	1974-78

## TOUCHDOWNS

### Most Seasons Leading League, Touchdowns

1.....	Stephen Davis.....	1999
1.....	Terry Allen.....	1996
1.....	George Rogers.....	1986
1.....	John Riggins.....	1983
1.....	Larry Brown.....	1973
1.....	Richard Todd.....	1940
1.....	Cliff Battles.....	1937

### Most Seasons Leading Team

5.....	Clinton Portis.....	2004-08
5.....	John Riggins.....	1979, 1981, 83-85
5.....	Hugh Taylor.....	1949-50, 52-54
4.....	Stephen Davis.....	1999-2002
4.....	Gary Clark.....	1986-87, 89-90
4.....	Larry Brown.....	1971-74
4.....	Charley Taylor.....	1964-67
4.....	Bobby Mitchell.....	1962-65
4.....	Andy Farkas.....	1938-39, 1942-43

### Most Consecutive Seasons Leading Team

5.....	Clinton Portis.....	2004-08
4.....	Stephen Davis.....	1999-02
4.....	Larry Brown.....	1971-74
4.....	Charley Taylor.....	1964-67
4.....	Bobby Mitchell.....	1962-65

### Most Touchdowns, Career

90.....	Charley Taylor.....	1964-77
85.....	John Riggins.....	1976-79, 1981-85
65.....	Art Monk.....	1980-93

### Most Touchdowns, Season

24.....	John Riggins.....	1983
21.....	Terry Allen.....	1996
18.....	George Rogers.....	1986

### Most Touchdowns, Rookie, Season

13.....	Alfred Morris.....	2012
10.....	Charley Taylor.....	1964
8.....	Skip Hicks.....	1998
8.....	Charlie Brown.....	1982

### Most Touchdowns, Game

4.....	Larry Brown vs. Eagles.....	12/16/73
4.....	Dick James vs. Cowboys.....	12/17/61
3.....	Multiple times... [Last: Darrel Young vs. SD, 11/3/13]	

### Most Consecutive Games Scoring Touchdowns

13.....	George Rogers.....	1985-86
13.....	John Riggins.....	1982-83

## POINTS AFTER TOUCHDOWNS

### Most Seasons Leading League, PATs

1.....	Chip Lohmiller.....	1991
1.....	Mark Moseley.....	1983
1.....	Riley Smith.....	1937

### Most [Kicking] PATs Attempted, Career

442.....	Mark Moseley.....	1974-86
267.....	Chip Lohmiller.....	1988-94
176.....	Curt Knight.....	1969-73

### Most [Kicking] PATs Attempted, Season

63.....	Mark Moseley.....	1983
56.....	Chip Lohmiller.....	1991
51.....	Mark Moseley.....	1984

### Most [Kicking] PATs Attempted, Game

10*	Charlie Gogolak vs. Giants.....	11/27/66
-----	---------------------------------	----------

### Most [One-Point] PATs, Career

417.....	Mark Moseley.....	1974-86
262.....	Chip Lohmiller.....	1988-94
172.....	Curt Knight.....	1969-73

### Most [One-Point] PATs, Season

62.....	Mark Moseley.....	1983
56.....	Chip Lohmiller.....	1991
49.....	Brett Conway.....	1999

### Most [One-Point] PATs, Game

9*	Charlie Gogolak vs. Giants.....	11/27/66
8.....	Chip Lohmiller vs. Falcons.....	11/10/91
8.....	Dick Poillon vs. Yanks.....	10/31/48

### Most Consecutive [Kicking] PATs

213.....	Chip Lohmiller.....	1988-94
----------	---------------------	---------

### Highest [Kicking] PAT Percentage, Career [min. 200 PATs]

98.1.....	Chip Lohmiller [262-267].....	1988-94
94.6.....	Mark Moseley [417-441].....	1974-86

### Most [Kicking] PATs, No Misses, Season

56.....	Chip Lohmiller.....	1991
41.....	Chip Lohmiller.....	1990
41.....	Chip Lohmiller.....	1989

### Most [Kicking] PATs, No Misses, Game

8.....	Chip Lohmiller vs. Falcons.....	11/10/91
7.....	Nick Novak vs. 49ers.....	10/23/05
7.....	Mark Moseley vs. Giants.....	09/28/75

### Most Two-Point Conversions, Career

3.....	Chris Cooley.....	2004-12
2.....	Jamison Crowder.....	2015
2.....	Darnierien McCants.....	2002-04
2.....	Stephen Davis.....	1996-2002

### Most Two-Point Conversions, Season

2.....	Jamison Crowder.....	2015
2.....	Darnierian McCants.....	2003

### Most Two-Point Conversions, Game

1.....	Multiple times.....[Last: Jamison Crowder vs. PHI, 12/26/15]	
--------	--	--

## FIELD GOALS

### Most Seasons Leading League

4.....	Mark Moseley.....	1976-77, 79, 82
--------	-------------------	-----------------

### Most Consecutive Seasons Leading League

2.....	Chip Lohmiller.....	1991-92
2.....	Mark Moseley.....	1976-77

### Most Seasons Leading Team [all consecutive]

12.....	Mark Moseley.....	1974-85
7.....	Chip Lohmiller.....	1988-94
5.....	Curt Knight.....	1969-73

### Most Field Goals Attempted, Career

397.....	Mark Moseley.....	1974-86
245.....	Chip Lohmiller.....	1988-94
175.....	Curt Knight.....	1969-73

# RECORD BOOK: INDIVIDUAL

## Most Field Goals Attempted, Season

49*	Curt Knight	1971
47	Mark Moseley	1983
43	Chip Lohmiller	1991

## Most Field Goals Attempted, Game

7	Curt Knight vs. Oilers	10/10/71
6	Graham Gano vs. Titans	11/21/10
6	Brett Conway vs. Giants	11/21/99
6	Chip Lohmiller vs. Eagles	12/22/91
6	Chip Lohmiller vs. Eagles	10/21/90
6	Mark Moseley vs. Saints	10/26/80
6	Curt Knight vs. Bears	11/14/71

## Most Field Goals, Career

263	Mark Moseley	1974-86
175	Chip Lohmiller	1988-94
101	Curt Knight	1969-73

## Most Field Goals, Season

33	Mark Moseley	1983
31	Graham Gano	2011
31	Chip Lohmiller	1991

## Most Field Goals, Rookie, Season

26	Scott Blanton	1996
22	Charlie Gogolak	1966
19	Chip Lohmiller	1988

## Most Field Goals, Game

5	Shaun Suisham vs. Jets	11/04/07
5	Chip Lohmiller vs. Vikings	10/25/92
5	Chip Lohmiller vs. Eagles	12/22/91
5	Chip Lohmiller vs. Bills	12/30/90
5	Mark Moseley vs. Saints	10/26/80
5	Curt Knight vs. Colts	11/18/73
5	Curt Knight vs. Bears	11/14/71
5	Curt Knight vs. Oilers	10/10/71

## Most Field Goals, One Quarter

4*	Curt Knight vs. Giants [2nd]	11/15/70
----	------------------------------	----------

## Most Consecutive Games Scoring Field Goals

28	Chip Lohmiller	1988-90
15	Mark Moseley	1976-77

## Most Consecutive Field Goals

23	Mark Moseley	1981-82
18	Kai Forbath	2013-14
17	Kai Forbath	2012

## Most Consecutive Field Goals Made to Start a Career

17*	Kai Forbath	2012
-----	-------------	------

## Longest Field Goal

59	Graham Gano vs. 49ers	11/06/11
57	Steve Cox vs. Seahawks	09/28/86
56	Chip Lohmiller vs. Colts	12/22/90

## Highest Field Goal Percentage, Career [min. 100 FGA]

80.2	Shaun Suisham (81/101)	2006-09
71.4	Chip Lohmiller (175/245)	1988-94
66.2	Mark Moseley (263/397)	1974-86

## Highest Field Goal Percentage, Season [min. 20 FGA]

95.2	Mark Moseley (20/21)	1982
89.3	Dustin Hopkins (25/28)	2015
88.9	Kai Forbath (24/27)	2014

## Most Field Goals, No Misses, Game

5	Shaun Suisham vs. Jets	11/04/07
5	Chip Lohmiller vs. Vikings	10/25/92
5	Chip Lohmiller vs. Bills	12/30/90

## Most Field Goals, 50 or More Yards, Career

12	Mark Moseley	1974-86
9	Chip Lohmiller	1988-94
5	Brett Conway	1998-2002

## Most Field Goals, 50 or More Yards, Season

4	Graham Gano	2011
4	Mark Moseley	1977
3	Brett Conway	1999
3	Chip Lohmiller	1990

## Most Field Goals, 50 or More Yards, Game

2	Four times	(Last: Brett Conway, vs. Bears, 10/31/99)
---	------------	---

## SAFETIES

### Most Safeties, Career

1	Multiple players	(Last: Houston Bates)
---	------------------	-----------------------

### Most Safeties, Season

1	Multiple players	(Last: Houston Bates, 2015)
---	------------------	-----------------------------

### Most Safeties, Game

1	Multiple players	(Last: Houston Bates at CAR, 11/22/15)
---	------------------	--

## RUSHING - ATTEMPTS

### Most Seasons Leading Team, Attempts

6	Larry Brown	1969-74
5	Clinton Portis	2004-05, 2007-09
5	John Riggins	1978-79, 1982-84

### Most Consecutive Seasons Leading Team, Attempts

6	Larry Brown	1969-74
4	Alfred Morris	2012-15
4	Stephen Davis	1999-2002
4	Dan Bosseler	1957-60

### Most Attempts, Career

1,988	John Riggins	1976-79, 1981-85
1,667	Clinton Portis	2004-10
1,530	Larry Brown	1969-76

### Most Attempts, Season

375	John Riggins	1983
356	Stephen Davis	2001
352	Clinton Portis	2005

### Most Attempts, Rookie, Season

335	Alfred Morris	2012
235	Mike Thomas	1975
233	Reggie Brooks	1993

### Most Attempts, Game

45*	Jamie Morris vs. Bengals	12/17/88
39	Earnest Byner vs. Patriots	12/15/90
38	Stephen Davis vs. Cardinals	01/06/02
38	Jamie Morris vs. Eagles	11/12/89

## RUSHING - YARDS GAINED

### Most Seasons Leading League, Yards Gained, Rushing

1	Larry Brown	1970
1	Cliff Battles	1937
1	Jim Musick	1933
1	Cliff Battles	1932

# RECORD BOOK: INDIVIDUAL

## Most Yards Gained, Rushing, Career

7,472.....	John Riggins.....	1976-79, 1981-85
6,824.....	Clinton Portis.....	2004-10
5,875.....	Larry Brown.....	1969-76

## Most Seasons, 1,000 or More Yards Rushing

4.....	Clinton Portis.....	2004-05, 2007-08
4.....	John Riggins.....	1978-79, 1983-84
3.....	Alfred Morris.....	2012-14
3.....	Stephen Davis.....	1999-2001

## Most Consecutive Seasons, 1,000 or More Yards Rushing

3.....	Alfred Morris.....	2012-14
3.....	Stephen Davis.....	1999-2001
2.....	Clinton Portis.....	2007-08
2.....	Clinton Portis.....	2004-05
2.....	Terry Allen.....	1995-96
2.....	Earnest Byner.....	1990-91
2.....	George Rogers.....	1985-86
2.....	John Riggins.....	1983-84
2.....	John Riggins.....	1978-79

## Most Yards Gained, Rushing, Season

1,613.....	Alfred Morris.....	2012
1,516.....	Clinton Portis.....	2005
1,487.....	Clinton Portis.....	2008

## Most Yards Gained, Rushing, Rookie, Season

1,613.....	Alfred Morris.....	2012
1,063.....	Reggie Brooks.....	1993
919.....	Mike Thomas.....	1975

## Most Yards Gained, Rushing, Game

221.....	Gerald Riggs vs. Eagles.....	09/17/89
215.....	Cliff Battles vs. Giants.....	10/08/33
206.....	George Rogers vs. Cardinals.....	12/21/85
204.....	Timmy Smith vs. Broncos.....	01/31/88

## Most Games, 200 or More Yards Rushing, Career

### (Regular Season)

1.....	Alfred Morris.....	2012-15
1.....	Gerald Riggs.....	1989-91
1.....	George Rogers.....	1985-87
1.....	Cliff Battles.....	1932-37

## Most Games, 200 or More Yards Rushing, Season

1.....	Alfred Morris.....	2012
1.....	Gerald Riggs.....	1989
1.....	George Rogers.....	1985
1.....	Cliff Battles.....	1933

## Most Games, 100 or More Yards Rushing, Career

### (Regular Season)

26.....	Clinton Portis.....	2004-10
19.....	John Riggins.....	1976-79, 81-85
19.....	Larry Brown.....	1969-76
18.....	Stephen Davis.....	1996-2002

## Most Games, 100 or More Yards Rushing, Season

9.....	Clinton Portis.....	2005
7.....	Alfred Morris.....	2012
7.....	Rob Goode.....	1951

## Most Consecutive Games, 100 or More Yards Rushing

5.....	Clinton Portis.....	2008
5.....	Ladell Betts.....	2006
5.....	Clinton Portis.....	2005
5.....	Rob Goode.....	1951

## Longest Run From Scrimmage

88.....	Billy Wells vs. Cardinals.....	11/21/54
85.....	Reggie Brooks vs. Eagles.....	09/19/93
80.....	Rob Goode vs. Packers.....	09/24/50

## RUSHING - AVERAGE GAIN

### Highest Average Gain, Rushing, Career (min. 750 att.)

4.37.....	Alfred Morris [1,078-4,713].....	2012-15
4.19.....	Stephen Davis [1,383-5,790].....	1996-2002
4.18.....	Cliff Battles [839-3,511].....	1932-37

### Highest Average Gain, Rushing, Season (min. 100 att.)

6.79.....	Robert Griffin III [120-815].....	2012
5.42.....	Frank Atkins [147-797].....	1945
5.41.....	Don Bosseler [119-644].....	1959

### Highest Average Gain, Rushing, Game (min. 10 att.)

11.9.....	Stephen Davis [12-143] vs. Bears.....	10/31/99
10.6.....	Robert Griffin III [13-138] vs. Vikings.....	10/14/12
10.5.....	Johnny Olszewski [18-190] vs. Browns.....	11/15/59

## RUSHING - TOUCHDOWNS

### Most Seasons Leading League, Touchdowns, Rushing

1.....	Stephen Davis.....	1999
1.....	Terry Allen.....	1996
1.....	George Rogers.....	1986
1.....	John Riggins.....	1983
1.....	Rob Goode.....	1951
1.....	Andy Farkas.....	1938
1.....	Cliff Battles.....	1937

### Most Seasons Leading Team, Touchdowns, Rushing

7.....	John Riggins.....	1978-79, 81-85
5.....	Clinton Portis.....	2004-08
4.....	Stephen Davis.....	1999-2002
4.....	Larry Brown.....	1970-73

### Most Consecutive Seasons Leading Team, Touchdowns, Rushing

5.....	Clinton Portis.....	2004-08
5.....	John Riggins.....	1981-85
4.....	Stephen Davis.....	1999-2002
4.....	Larry Brown.....	1970-73

### Most Touchdowns, Rushing, Career

79.....	John Riggins.....	1976-79, 81-85
46.....	Clinton Portis.....	2004-10
45.....	Stephen Davis.....	1996-2002
37.....	Terry Allen.....	1995-98

### Most Touchdowns, Rushing, Season

24.....	John Riggins.....	1983
21.....	Terry Allen.....	1996
18.....	George Rogers.....	1986

### Most Touchdowns, Rushing, Rookie, Season

13.....	Alfred Morris.....	2012
8.....	Skip Hicks.....	1998
7.....	Don Bosseler.....	1957

### Most Touchdowns, Rushing, Game

3.....	Darrel Young vs. Chargers.....	11/03/13
3.....	Roy Helu, Jr. vs. Bears.....	10/20/13
3.....	Alfred Morris vs. Cowboys.....	12/30/12
3.....	Clinton Portis vs. 49ers.....	10/23/05
3.....	Stephen Davis vs. Rams.....	11/24/02
3.....	Stephen Davis vs. Jets.....	09/26/99
3.....	Stephen Davis vs. Giants.....	09/19/99
3.....	Skip Hicks vs. Eagles.....	11/15/98

# RECORD BOOK: INDIVIDUAL

3	.....	Terry Allen vs. Colts.....	10/27/96
3	.....	Terry Allen vs. Giants.....	10/20/96
3	.....	Gerald Riggs vs. Bengals.....	09/22/91
3	.....	Ernest Byner vs. Dolphins.....	12/02/90
3	.....	John Riggins vs. Lions.....	10/13/85
3	.....	Otis Wonsley vs. Lions.....	11/11/84
3	.....	John Riggins vs. Rams.....	01/01/84
3	.....	Reggie Evans vs. Lions.....	10/23/83
3	.....	John Riggins vs. Cardinals.....	10/09/83
3	.....	Ray McDonald vs. Saints.....	09/24/67
3	.....	Dick James vs. Cowboys.....	12/17/61
3	.....	Don Bosseler vs. Eagles.....	12/08/57
3	.....	Andy Farkas vs. Bears.....	12/19/43
3	.....	Andy Farkas vs. Dodgers.....	11/12/39
3	.....	Andy Farkas vs. Rams.....	09/25/38
3	.....	Cliff Battles vs. Giants.....	10/17/37

## Most Consecutive Games Rushing for Touchdowns

13	.....	George Rogers.....	1985-86
13	.....	John Riggins.....	1982-83
10	.....	Terry Allen.....	1995-96

## PASSING - PASSER RATING

### Most Seasons Leading League, Passer Rating

6*	.....	Sammy Baugh.....	1937, 40, 43, 45, 47, 49
2	.....	Sonny Jurgensen.....	1967, 69

### Most Seasons Leading Team, Passer Rating

14	.....	Sammy Baugh.....	1937-43, 1945-51
8	.....	Joe Theismann.....	1978-85
8	.....	Sonny Jurgensen.....	1964-70, 74

### Most Consecutive Seasons Leading Team, Passer Rating

8	.....	Joe Theismann.....	1978-85
7	.....	Sonny Jurgensen.....	1964-70
7	.....	Sammy Baugh.....	1945-51
7	.....	Sammy Baugh.....	1937-43

### Highest Passer Rating, Career (min. 1500 att.)

85.0	.....	Sonny Jurgensen.....	1964-74
82.3	.....	Jason Campbell.....	2005-09
80.2	.....	Mark Rypien.....	1987-93
77.4	.....	Joe Theismann.....	1974-85

### Highest Passer Rating, Season (min. 150 att.)

109.9	.....	Sammy Baugh.....	1945
102.4	.....	Robert Griffin III.....	2012
101.6	.....	Kirk Cousins.....	2015

### Highest Passer Rating, Rookie, Season (min. 150 att.)

102.4*	.....	Robert Griffin III.....	2012
76.5	.....	Jason Campbell.....	2006
71.8	.....	Patrick Ramsey.....	2002

## PASSING - ATTEMPTS

### Most Seasons Leading League, Attempts, Passing

4	.....	Sammy Baugh.....	1937, 43, 47-48
3	.....	Sonny Jurgensen.....	1966-67, 69

### Most Consecutive Seasons Leading League, Attempts, Passing

2	.....	Sonny Jurgensen.....	1966-67
2	.....	Sammy Baugh.....	1947-48

### Most Passes Attempted, Career

3,602	.....	Joe Theismann.....	1974-85
3,155	.....	Sonny Jurgensen.....	1964-74
2,995	.....	Sammy Baugh.....	1937-52

### Most Passes Attempted, Season

543	.....	Kirk Cousins.....	2015
541	.....	Jay Schroeder.....	1986
519	.....	Brad Johnson.....	1999

### Most Passes Attempted, Rookie, Season

393	.....	Robert Griffin III.....	2012
375	.....	Norm Snead.....	1961
265	.....	Heath Shuler.....	1994

### Most Passes Attempted, Game

58	.....	Jay Schroeder vs. 49ers.....	12/01/85
54	.....	Jason Campbell vs. Cowboys.....	11/18/07
54	.....	Trent Green vs. Cardinals.....	11/22/98
54	.....	Mark Rypien vs. Cowboys.....	11/22/90

## PASSING - COMPLETIONS

### Most Seasons Leading League, Completions

7	.....	Sammy Baugh.....	1940, 42-43, 45, 47-49
---	-------	------------------	------------------------

### Most Consecutive Seasons Leading League, Completions

2	.....	Sonny Jurgensen.....	1966-67
2	.....	Sammy Baugh.....	1947-48

### Most Seasons Leading Team, Completions

13	.....	Sammy Baugh.....	1937-38, 40-43, 45-51
8	.....	Joe Theismann.....	1978-85
7	.....	Billy Kilmer.....	1971-77
7	.....	Sonny Jurgensen.....	1964-70

### Most Consecutive Seasons Leading Team, Completions

8	.....	Joe Theismann.....	1978-85
7	.....	Billy Kilmer.....	1971-77
7	.....	Sonny Jurgensen.....	1964-70
7	.....	Sammy Baugh.....	1945-51

### Most Passes Completed, Career

2,044	.....	Joe Theismann.....	1974-85
1,831	.....	Sonny Jurgensen.....	1964-74
1,693	.....	Sammy Baugh.....	1937-52

### Most Passes Completed, Season

379	.....	Kirk Cousins.....	2015
327	.....	Jason Campbell.....	2009
316	.....	Brad Johnson.....	1999

### Most Passes Completed, Rookie, Season

258	.....	Robert Griffin III.....	2012
172	.....	Norm Snead.....	1961
120	.....	Heath Shuler.....	1994

### Most Passes Completed, Game

33	.....	Kirk Cousins vs. Buccaneers.....	10/25/15
33	.....	Jason Campbell vs. Cowboys.....	11/18/07
32	.....	4 Players .... (Last: Robert Griffin III vs. Lions, 9/22/13)	

### Most Consecutive Passes Completed

22	.....	Mark Brunell vs. Texans.....	09/24/06
----	-------	------------------------------	----------

## PASSING - COMPLETION PCT.

### Most Seasons Leading League

7	.....	Sammy Baugh.....	1940, 42-43, 45, 47-49
---	-------	------------------	------------------------

### Most Consecutive Seasons Leading League

3	.....	Sammy Baugh.....	1947-49
---	-------	------------------	---------

# RECORD BOOK: INDIVIDUAL

## Highest Completion Percentage, Career (min. 1,500 att.)

61.2	..... Jason Campbell.....	2005-09
58.2	..... Sonny Jurgensen.....	1964-74
56.7	..... Joe Theismann.....	1974-85

## Highest Completion Percentage, Season (min. 150 att.)

70.33	..... Sammy Baugh (128-182).....	1945
69.80	..... Kirk Cousins (379-543).....	2015
68.69	..... Robert Griffin (147-214).....	2014

## Highest Completion Percentage, Rookie, Season

65.7	..... Robert Griffin III.....	2012
53.1	..... Jason Campbell.....	2007
51.5	..... Patrick Ramsey.....	2002

## Highest Completion Percentage, Game (min. 20 att.)

88.9	..... Mark Brunell vs. Texans (24-27).....	09/24/06
------	--	----------

## PASSING - YARDS GAINED

### Most Seasons Leading League, Yards Gained, Passing

4	..... Sammy Baugh.....	1937, 40, 47-48
3	..... Sonny Jurgensen.....	1966-67, 69

### Most Consecutive Seasons Leading League, Yards Gained, Passing

2	..... Sonny Jurgensen.....	1966-67
2	..... Sammy Baugh.....	1947-48

### Most Seasons Leading Team, Yards Gained, Passing

13	..... Sammy Baugh.....	1937-38, 40-43, 45-51
8	..... Joe Theismann.....	1978-85
7	..... Billy Kilmer.....	1971-77
7	..... Sonny Jurgensen.....	1964-70

### Most Yards Gained, Passing, Career

25,206	..... Joe Theismann.....	1974-85
22,585	..... Sonny Jurgensen.....	1964-74
21,886	..... Sammy Baugh.....	1937-52

### Most Seasons, 3,000 or More Yards Passing

3	..... Mark Rypien.....	1989, 91-92
3	..... Joe Theismann.....	1981, 83-84
3	..... Sonny Jurgensen.....	1966-67, 69

### Most Yards Gained, Passing, Season

4,166	..... Kirk Cousins.....	2015
4,109	..... Jay Schroeder.....	1986
4,005	..... Brad Johnson.....	1999

### Most Yards Gained, Passing, Rookie, Season

3,200	..... Robert Griffin III.....	2012
2,337	..... Norm Snead.....	1961
1,658	..... Heath Shuler.....	1994

### Most Yards Gained, Passing, Game

471	..... Brad Johnson vs. 49ers.....	12/26/99
446	..... Sammy Baugh vs. Yanks.....	10/31/48
442	..... Mark Rypien vs. Falcons.....	11/10/91

### Most Games, 400 or More Passing Yards, Career

2	..... Mark Rypien.....	1988-93
2	..... Sonny Jurgensen.....	1964-74

### Most Games, 400 or More Passing Yards, Season

1	..... Multiple times.....	(Last: Kirk Cousins, 2014)
---	---------------------------	----------------------------

### Most Games, 300 or More Yards Passing, Career

15	..... Sonny Jurgensen.....	1964-74
14	..... Joe Theismann.....	1974-85
11	..... Kirk Cousins.....	2012-15

## Most Games, 300 or More Yards Passing, Season

7	..... Kirk Cousins.....	2015
5	..... Mark Rypien.....	1989
5	..... Jay Schroeder.....	1986
5	..... Sonny Jurgensen.....	1967

## Most Consecutive Games, 300 or More Yards Passing, Season

3	..... Kirk Cousins.....	2015
3	..... Robert Griffin III.....	2013
3	..... Sonny Jurgensen.....	1967

## Longest Pass Completion (all TDs)

99*	..... Sonny Jurgensen (to Allen) vs. Bears.....	09/15/68
99*	..... George Izo (to Mitchell) vs. Browns.....	09/15/63
99*	..... Frank Filchock (to Farkas) vs. Steelers.....	10/15/39

## PASSING - AVERAGE GAIN

### Most Seasons Leading League, Average Gain, Passing

3	..... Sammy Baugh.....	1937, 40, 48
---	------------------------	--------------

### Highest Average Gain, Career (1,500 att.)

7.31	..... Sammy Baugh.....	1937-52
7.22	..... Mark Rypien.....	1988-93
7.16	..... Sonny Jurgensen.....	1964-74

### Highest Average Gain, Season (150 att.)

9.17	..... Sammy Baugh.....	1945
9.03	..... Eddie LeBaron.....	1957
8.47	..... Mark Rypien.....	1991

### Highest Average Gain, Rookie, Season

8.14	..... Robert Griffin III.....	2012
7.22	..... Al Dorow.....	1954

### Highest Average Gain, Game (20 att.)

18.58*	..... Sammy Baugh vs. Yanks (24 att-446 yds).....	10/31/48
--------	---	----------

## PASSING - TOUCHDOWNS

### Most Seasons Leading League, Touchdowns, Passing

2	..... Sammy Baugh.....	1940, 47
2	..... Frank Filchock.....	1939, 44

### Most Seasons Leading Team

13	..... Sammy Baugh.....	1937-38, 40-43, 45-51
8	..... Joe Theismann.....	1978-85
8	..... Sonny Jurgensen.....	1964-70, 74

### Most Consecutive Seasons Leading Team

8	..... Joe Theismann.....	1978-85
7	..... Sonny Jurgensen.....	1964-70
7	..... Sammy Baugh.....	1945-51

### Most Touchdown Passes, Career

187	..... Sammy Baugh.....	1937-52
179	..... Sonny Jurgensen.....	1964-74
160	..... Joe Theismann.....	1974-85

### Most Touchdown Passes, Season

31	..... Sonny Jurgensen.....	1967
29	..... Kirk Cousins.....	2015
29	..... Joe Theismann.....	1983
28	..... Mark Rypien.....	1991
28	..... Sonny Jurgensen.....	1966

### Most Touchdown Passes, Rookie, Season

20	..... Robert Griffin III.....	2012
14	..... Eddie LeBaron.....	1952
11	..... Norm Snead.....	1961

# RECORD BOOK: INDIVIDUAL

## Most Touchdown Passes, Game

6	Mark Rypien vs. Falcons	11/10/91
6	Sammy Baugh vs. Cardinals	11/23/47
6	Sammy Baugh vs. Dodgers	10/31/43

## Most Games, Four or More Touchdown Passes, Career

9	Sonny Jurgensen	1964-74
5	Mark Rypien	1988-93

## Most Games, Four or More Touchdown Passes, Season

3	Kirk Cousins	2015
3	Sonny Jurgensen	1964, 67

## Most Consecutive Games, Touchdown Passes

23	Sonny Jurgensen	1966-68
16	Kirk Cousins	2015
15	Joe Theismann	1982-83

## PASSING - HAD INTERCEPTED

### Most Consecutive Passes Attempted, No Interceptions

271	Jason Campbell	2007-08
162	Joe Theismann	1983
146	Brad Johnson	1999

### Most Passes Had Intercepted, Career

203	Sammy Baugh	1937-52
138	Joe Theismann	1974-85
116	Sonny Jurgensen	1964-74

### Most Passes Had Intercepted, Season

27	Norm Snead	1963
23	Sammy Baugh	1948
22	Jay Schroeder	1986
22	Norm Snead	1962
22	Norm Snead	1961

### Most Passes Had Intercepted, Game

6	Jay Schroeder vs. Giants	12/07/86
6	Sammy Baugh vs. Giants	11/11/51

### Most Attempts, No Interceptions, Game

50	Doug Williams vs. Giants	09/05/88
----	--------------------------	----------

### Most Seasons Leading League, Lowest Percentage, Passes Had Intercepted

5*	Sammy Baugh	1940, 42, 44-45, 47
----	-------------	---------------------

### Lowest Percentage, Passes Had Intercepted, Career

(min. 1,000 att.)

2.2	Robert Griffin III	2012-14
2.3	Jason Campbell	2005-09
3.4	Mark Rypien	1987-93

### Lowest Percentage, Passes Had Intercepted, Season

(min. 150 att.)

1.19	Jason Campbell [6-506]	2008
1.27	Robert Griffin III [5-393]	2012
1.54	Mark Brunell [4-250]	2006

### Lowest Pct. Of Passes Had Intercepted, Rookie, Season

1.3	Robert Griffin III	2012
3.5	Patrick Ramsey	2002
4.2	Sammy Baugh	1937

## PASSING - TIMES SACKED

### Most Times Sacked, Career

340	Joe Theismann	1974-85
160	Sonny Jurgensen	1964-74
117	Billy Kilmer	1971-78

### Most Times Sacked, Season

49	Trent Green	1998
48	Joe Theismann	1984
43	Jason Campbell	2009

### Most Times Sacked, Game

10	John Beck at Bills	10/30/11
9	Joe Theismann vs. Cardinals	11/19/78

## PASS RECEPTIONS

### Most Seasons Leading League, Receptions

2	Charley Taylor	1966-67
---	----------------	---------

### Most Seasons Leading Team, Receptions

8	Charley Taylor	1966-69, 72-75
6	Santana Moss	2005-10
6	Art Monk	1980, 82, 84-85, 89, 91
6	Hugh Taylor	1949-54

### Most Consecutive Seasons Leading Team, Receptions

6	Santana Moss	2005-10
6	Hugh Taylor	1949-54
4	Charley Taylor	1972-75
4	Charley Taylor	1966-69
4	Bobby Mitchell	1962-65

### Most Pass Receptions, Career

888	Art Monk	1980-93
649	Charley Taylor	1964-77
581	Santana Moss	2005-14

### Most Seasons, 50 or More Pass Receptions

9	Art Monk	1980-81, 84-86, 88-91
7	Charley Taylor	1964, 66-67, 69, 73-75
6	Santana Moss	2005-10
6	Bobby Mitchell	1962-67

### Most Pass Receptions, Season

113	Pierre Garçon	2013
106	Art Monk	1984
93	Santana Moss	2010

### Most Pass Receptions, Rookie, Season

59	Jamison Crowder	2015
58	Art Monk	1980
53	Charley Taylor	1964

### Most Pass Receptions, Game

14	Roy Helu, Jr. vs. 49ers (105 yds)	11/06/11
13	Art Monk vs. Lions (168 yds)	11/04/90
13	Kelvin Bryant vs. Giants (130 yds)	12/07/86
13	Art Monk vs. Bengals (230 yds)	12/15/85

### Most Consecutive Games, Pass Receptions

164	Art Monk	1983-93
-----	----------	---------

## RECEIVING - YARDS GAINED

### Most Seasons Leading League, Yards Gained, Receiving

2	Bobby Mitchell	1962-63
---	----------------	---------

### Most Consecutive Seasons Leading League, Yards Gained, Receiving

2	Bobby Mitchell	1962-63
---	----------------	---------

### Most Seasons Leading Team, Yards Gained, Receiving

8	Charley Taylor	1966-69, 72-75
6	Santana Moss	2005-10
6	Gary Clark	1986-87, 89-92
6	Hugh Taylor	1949-54



# RECORD BOOK: INDIVIDUAL

## Most Consecutive Seasons Leading Team, Yards Gained, Receiving

6	Santana Moss	2005-10
6	Hugh Taylor	1949-54
4	Gary Clark	1989-92
4	Charley Taylor	1966-69
4	Bobby Mitchell	1962-65

## Most Yards Gained, Pass Receiving, Career

12,026	Art Monk	1980-93
9,110	Charley Taylor	1964-77
8,742	Gary Clark	1985-92

## Most Seasons, 1,000 or More Yards, Pass Receiving

5	Art Monk	1984-86, 89, 91
5	Gary Clark	1986-87, 89-91
3	Santana Moss	2005, 08, 10
3	Henry Ellard	1994-96

## Most Yards Gained, Pass Receiving, Season

1,483	Santana Moss	2005
1,436	Bobby Mitchell	1963
1,397	Henry Ellard	1994

## Most Yards Gained, Pass Receiving, Rookie, Season

926	Gary Clark	1985
814	Charley Taylor	1964
797	Art Monk	1980

## Most Yards Gained, Pass Receiving, Game

255	Anthony Allen vs. Cardinals (7 rec)	10/04/87
241	Gary Clark vs. Giants (11)	10/27/86
230	Art Monk vs. Bengals (13)	12/15/85

## Most Games, 100 or More Yards Pass Receiving, Career

36	Art Monk	1980-93
28	Gary Clark	1985-92
23	Charley Taylor	1964-77
23	Bobby Mitchell	1962-68

## Most Games, 100 or More Yards Pass Receiving, Season

7	Bobby Mitchell	1962
6	DeSean Jackson	2014
6	Art Monk	1985
6	Art Monk	1984
6	Bobby Mitchell	1963

## Most Consecutive Games, 100 or More Yards Pass Receiving

3	Art Monk (weeks 9-11)	1985
3	Art Monk (weeks 13-15)	1985

## Longest Pass Reception (all TDs)

99*	Gerry Allen (from Jurgensen) vs. Bears	09/15/68
99*	Bobby Mitchell (from Izo) vs. Browns	09/15/63
99*	Andy Farkas (from Filchock) vs. Steelers	10/15/39

## RECEIVING - AVERAGE GAIN

### Highest Average Gain, Career (min. 200 rec.)

19.24	Hugh Taylor	1947-54
18.19	Henry Ellard	1994-98
16.52	Bobby Mitchell	1962-68

### Highest Average Gain, Season (min. 24 rec.)

23.44	Hugh Taylor	1952
21.56	Charlie Brown	1982
21.36	Hugh Taylor	1950

### Highest Average Gain, Game (min. 3 rec.)

50.75	Gary Clark vs. Falcons (4/208)	11/10/91
49.33	Charley Taylor vs. Rams (3/148)	10/22/67
48.33	Andy Farkas vs. Cardinals (3/145)	11/19/39

## RECEIVING - TOUCHDOWNS

### Most Seasons Leading Team

7	Gary Clark	1985-87, 89-92
7	Hugh Taylor	1947, 49-54
5	Santana Moss	2005-06, 08, 10, 12
5	Charley Taylor	1969, 71-74

### Most Consecutive Seasons Leading Team

6	Hugh Taylor	1949-54
4	Gary Clark	1989-92
4	Charley Taylor	1971-74
4	Bobby Mitchell	1962-65

### Most Touchdowns, Career

79	Charley Taylor	1964-77
65	Art Monk	1980-93
60	Jerry Smith	1965-77

### Most Touchdowns, Season

12	Ricky Sanders	1988
12	Jerry Smith	1967
12	Charley Taylor	1966
12	Hugh Taylor	1952

### Most Touchdowns, Rookie, Season

8	Charlie Brown	1982
6	Chris Cooley	2004
6	Hugh Taylor	1947

### Most Touchdowns, Game

3	Santana Moss vs. Jaguars	10/01/06
3	Santana Moss vs. Giants	12/24/05
3	Chris Cooley vs. Cowboys	12/18/05
3	Albert Connell vs. Jaguars	10/22/00
3	Michael Westbrook vs. Cardinals	11/22/98
3	Gary Clark vs. Falcons	11/10/91
3	Anthony Allen vs. Cardinals	10/04/87
3	Art Monk vs. Colts	10/07/84
3	Alvin Garrett vs. Lions	01/08/83
3	Jean Fugett vs. 49ers	12/07/76
3	Larry Brown vs. Eagles	12/16/73
3	Jerry Smith vs. Cowboys	11/16/69
3	Pat Richter vs. Bears	09/15/68
3	Jerry Smith vs. Rams	10/22/67
3	Hugh Taylor vs. Cardinals	12/12/54
3	Hugh Taylor vs. Giants	12/07/52
3	Hugh Taylor vs. Cardinals	10/22/50
3	Hugh Taylor vs. Colts	09/17/50
3	Hal Crisler vs. Bulldogs	10/16/49
3	Hugh Taylor vs. Eagles	09/28/47

### Most Consecutive Games, Receiving Touchdown

6	Santana Moss	2007-08 (includes playoffs)
6	Bobby Mitchell	1964
5	Charlie Brown	1982

## YARDS FROM SCRIMMAGE

### Most Scrimmage Yards, Career

12,358	Art Monk	1980-93
10,628	Charley Taylor	1964-77
8,796	Gary Clark	1985-92

# RECORD BOOK: INDIVIDUAL

## Most Scrimmage Yards, Season

1,732..... Clinton Portis.....	2005
1,705..... Clinton Portis.....	2008
1,690..... Alfred Morris.....	2012

## Most Scrimmage Yards, Rookie, Season

1,690..... Alfred Morris.....	2012
1,569..... Charley Taylor.....	1964
1,402..... Mike Thomas.....	1975

## Most Scrimmage Yards, Game

255..... Larry Brown vs. Eagles.....	12/16/73
--------------------------------------	----------

## INTERCEPTIONS BY

### Most Seasons Leading League, Interceptions By

1..... Barry Wilburn.....	1987
1..... Mark Murphy.....	1983
1..... Paul Krause.....	1964
1..... Dan Sandifer.....	1948
1..... Sammy Baugh.....	1943

### Most Seasons Leading Team, Interceptions By

4..... Sammy Baugh.....	1941-43
3..... Multiple players. (Last: DeAngelo Hall, 2009-11)	

### Most Consecutive Seasons Leading Team, Interceptions By

3..... DeAngelo Hall.....	2009-11, 13
3..... Fred Smoot.....	2001-03
3..... Norb Hecker.....	1955-57
3..... Sammy Baugh.....	1941-43

### Most Seasons Leading Team

4..... DeAngelo Hall.....	2009-11, 13
3..... Fred Smoot.....	2001-03
3..... Darrell Green.....	1986, 91, 98
3..... Tom Carter.....	1993, 95-96
3..... Vernon Dean.....	1982, 84-85
3..... Ken Houston.....	1973, 75, 77
3..... Brig Owens.....	1966, 68, 70
3..... Paul Krause.....	1964-65, 67
3..... Norb Hecker.....	1955-57
3..... Sammy Baugh.....	1942-43, 45

### Most Interceptions By, Career

54..... Darrell Green.....	1983-2002
36..... Brig Owens.....	1966-72
31..... Sammy Baugh.....	1937-52

### Most Interceptions By, Season

13..... Dan Sandifer.....	1948
12..... Paul Krause.....	1964
11..... Sammy Baugh.....	1943

### Most Interceptions By, Rookie, Season

13..... Dan Sandifer.....	1948
12..... Paul Krause.....	1964
7..... Brig Owens.....	1966
7..... Jim Kerr.....	1961

### Most Interceptions By, Game

4*..... DeAngelo Hall vs. Bears.....	10/24/10
4*..... Dan Sandifer vs. Yanks.....	10/31/48
4*..... Sammy Baugh vs. Lions.....	11/14/43

### Most Consecutive Games, Passes Intercepted By

7..... Paul Krause.....	1964
6..... Barry Wilburn.....	1987
6..... Lemar Parrish.....	1978-79

## INTERCEPTIONS - RETURN YARDS GAINED

### Most Yards Gained, Career

686..... Brig Owens.....	1966-72
631..... Darrell Green.....	1983-2002
491..... Sammy Baugh.....	1937-52

### Most Yards Gained, Season

258..... Dan Sandifer.....	1948
168..... George Cheverko.....	1948
165..... Brig Owens.....	1966

### Most Yards Gained, Rookie, Season

258..... Dan Sandifer.....	1948
165..... Brig Owens.....	1966
140..... Paul Krause.....	1964

### Most Yards Gained, Game

110..... Jim Steffen vs. Cowboys.....	09/29/63
103..... Brad Edwards vs. Cardinals.....	11/29/92
100..... Barry Wilburn vs. Vikings.....	12/26/87

### Longest Return [All TDs]

100..... Barry Wilburn vs. Vikings.....	12/26/87
93..... Dick Poillon vs. Eagles.....	11/21/48
92..... DeAngelo Hall vs. Bears.....	10/24/10
92..... Andre Collins vs. Buccaneers.....	12/04/94

## INTERCEPTIONS - RETURN TOUCHDOWNS

### Most Touchdowns, Career

6..... Darrell Green.....	1983-2002
3..... DeAngelo Hall.....	2008-15
3..... Monte Coleman.....	1974-94
3..... Andre Collins.....	1990-94
3..... Brig Owens.....	1966-77
3..... Mike Bass.....	1969-75

### Most Touchdowns, Season

2..... DeAngelo Hall.....	2013
2..... Andre Collins.....	1994
2..... Vernon Dean.....	1984
2..... Dale Hackbart.....	1961
2..... Dan Sandifer.....	1948
2..... Pug Rentner.....	1936

### Most Touchdowns, Rookie, Season

2..... Dan Sandifer.....	1948
--------------------------	------

### Most Touchdowns, Game

2*..... Dan Sandifer vs. Yanks.....	10/31/48
-------------------------------------	----------

## PUNTING

### Most Punts, Career

896..... Mike Bragg.....	1968-79
388..... Matt Turk.....	1995-99
338..... Pat Richter.....	1963-70
338..... Sammy Baugh.....	1937-52

### Most Punts, Season

103..... Tom Tupa.....	2004
103..... Mike Bragg.....	1978
93..... Matt Turk.....	1998

### Most Punts, Rookie, Season

76..... Mike Bragg.....	1968
74..... Matt Turk.....	1995
54..... Doug Elmore.....	1962

# RECORD BOOK: INDIVIDUAL

## Most Punts, Game

14..... Sammy Baugh vs. Eagles .....11/05/39

## Longest Punt

85..... Sammy Baugh vs. Eagles .....12/01/40  
 81..... Sammy Baugh vs. Lions.....11/14/43  
 77..... Tress Way vs. Giants .....09/25/14  
 77..... Steve Cox vs. Bills .....11/01/87

## PUNTING - AVERAGE YARDAGE

### Highest Average, Punting, Career (min. 250 punts)

45.10..... Sammy Baugh.....1937-52  
 43.77..... Matt Turk .....1995-99  
 41.96..... Pat Richter .....1963-70

### Highest Average, Punting, Season (min. 30 punts)

51.40\*..... Sammy Baugh.....1940  
 48.73..... Sammy Baugh.....1941  
 48.24..... Sammy Baugh.....1942

### Highest Average, Punting, Rookie, Season

43.26..... Mike Bragg.....1968  
 42.43..... Matt Turk .....1995  
 42.16..... Eddie LeBaron.....1952

### Highest Average, Punting, Game (min. 4 punts)

59.40..... Sammy Baugh vs. Lions (5-297).....10/27/40

## PUNTING - NET YARDAGE

Since 1976

### Highest Net Average, Punting, Career (min. 250 att.)

38.3..... Matt Turk .....1995-99

### Highest Net Average, Punting, Season

40.0..... Tress Way.....2014  
 39.8..... Tress Way.....2015  
 39.2..... Matt Turk .....1997

### Highest Net Punting Average, Rookie, Season

37.7..... Matt Turk .....1995  
 33.3..... Jeff Hayes.....1982

### Highest Net Average, Punting, Game (min. 4 att.)

55.5..... Tress Way vs. Giants .....09/25/14  
 53.0..... Tress Way at Panthers .....11/22/15  
 49.8..... Matt Turk vs. Broncos.....09/27/98  
 48.0..... Reggie Roby vs. Buccaneers.....12/04/94

## PUNTING - HAD BLOCKED

### Most Punts Had Blocked, Career

8..... Mike Bragg.....1968-79  
 7..... Sammy Baugh.....1937-52  
 4..... Kelly Goodburn .....1990-93

### Most Punts Had Blocked, Season

3..... Kelly Goodburn .....1991  
 3..... Sammy Baugh.....1943

## PUNTING - INSIDE 20

Since 1976

### Most Punts Inside the 20, Career

134..... Matt Turk .....1995-99  
 79..... Mike Bragg (stat not tracked until 1976).....1968-79  
 76..... Sav Rocca.....2011-13

## Most Punts Inside the 20, Season

33..... Matt Turk .....1998  
 32..... Matt Turk .....1997  
 30..... Tom Tupa .....2004

## Most Punts Inside the 20, Game

5..... Multiple times ... (Last: Hunter Smith, 10/10/10)

## PUNT RETURNS

### Most Seasons Leading League, Punt Returns

1..... Eddie Brown .....1977  
 1..... Larry Jones.....1975  
 1..... Steve Bagarus .....1945  
 1..... Andy Farkas.....1943

### Most Seasons Leading Team (all consecutive)

9..... Brian Mitchell .....1991-99

### Most Punt Returns, Career

317..... Brian Mitchell .....1990-99  
 212..... Mike Nelms.....1980-84  
 129..... Antwaan Randle El.....2006-09

### Most Punt Returns, Season

57..... Eddie Brown .....1977  
 53..... Larry Jones.....1975  
 49..... Mike Nelms .....1984

### Most Punt Returns, Rookie, Season

48..... Mike Nelms .....1980  
 42..... Tony Green .....1978  
 38..... Brandon Banks .....2010

### Most Punt Returns, Game

11\*..... Eddie Brown vs. Buccaneers.....10/09/77  
 10..... Mike Nelms vs. Saints.....12/26/82  
 9..... Mike Nelms vs. Cardinals .....12/21/80

## PUNT RETURNS - FAIR CATCHES

### Most Fair Catches, Career

151..... Brian Mitchell .....1990-99

### Most Fair Catches, Season

25..... Andre Roberts.....2014  
 24..... Brian Mitchell .....1994  
 23..... Brian Mitchell .....1997

### Most Fair Catches, Game

5..... Andre Roberts at Cardinals .....10/12/14  
 5..... Antwaan Randle El vs. Steelers .....11/03/08  
 5..... Brian Mitchell vs. Cardinals .....09/14/97

## PUNT RETURNS - YARDS GAINED

### Most Seasons Leading League, Yards Gained, Punt Returns

1..... Eddie Brown .....1976  
 1..... Bert Zagers .....1957  
 1..... Andy Farkas.....1943

### Most Seasons Leading Team, Yards Gained, Punt Returns

9..... Brian Mitchell .....1991-99  
 5..... Mike Nelms.....1980-84  
 5..... Rickie Harris .....1965-69  
 5..... Dick James .....1959-63

### Most Yards Gained, Punt Returns, Career

3,476..... Brian Mitchell .....1990-99  
 1,948..... Mike Nelms.....1980-84  
 1,150..... Eddie Brown .....1975-77

# RECORD BOOK: INDIVIDUAL

## Most Yards Gained, Punt Returns, Season

646.....	Eddie Brown .....	1976
600.....	Brian Mitchell .....	1991
506.....	Brian Mitchell .....	1998

## Most Yards Gained, Punt Returns, Rookie, Season

487.....	Mike Nelms .....	1980
443.....	Tony Green .....	1978
431.....	Brandon Banks .....	2010

## Most Yards Gained, Punt Returns, Game

146.....	Rickie Harris vs. Steelers .....	11/21/85
142.....	Ted Wilson vs. Giants .....	10/11/87
118.....	Derrick Shepard vs. Cardinals .....	10/04/87

## Longest Punt Return (All TDs)

96.....	Bill Dudley vs. Steelers .....	12/03/50
90.....	Jacquez Green vs. Eagles .....	09/16/02
89.....	Eric Metcalf vs. Giants .....	10/28/01

## PUNT RETURNS - AVERAGE YARDAGE

### Highest Average, Career (min. 40 returns)

13.20 .....	Dick Todd .....	1939-48
12.81 .....	Johnny Williams .....	1952-53
12.11 .....	Andy Farkas .....	1938-44

### Highest Average, Season (min. 20 returns)

15.25.....	Johnny Williams .....	1952
14.12.....	Brian Mitchell .....	1994
13.46 .....	Eddie Brown .....	1976

### Highest Average, Rookie, Season

15.25.....	Johnny Williams .....	1952
12.16.....	Rickie Harris .....	1965
11.95 .....	Steve Bagarus .....	1945

### Highest Average, Game

39.3.....	Derrick Shepard vs. Cardinals .....	10/04/97
34.0.....	Pervis Atkins vs. Eagles .....	11/01/64
33.3.....	Brian Mitchell vs. Giants .....	11/01/92

## PUNT RETURNS - TOUCHDOWNS

### Most Touchdowns, Punt Returns, Career

7.....	Brian Mitchell .....	1990-99
3.....	Rickie Harris .....	1965-70
3.....	Dick Todd .....	1939-48

### Most Touchdowns, Punt Returns, Season

2.....	Brian Mitchell .....	1994
2.....	Brian Mitchell .....	1991
2.....	Mike Nelms .....	1981
2.....	Bert Zagars .....	1957
2.....	John Williams .....	1952

### Most Touchdowns, Punt Returns, Rookie, Season

2.....	John Williams .....	1952
1.....	Five players .....	(Last: Desmond Howard, 1992)

### Most Touchdowns, Punt Returns, Game

1.....	Multiple times.....	(Last: Santana Moss vs. Lions, 10/26/08)
--------	---------------------	--

## KICK RETURNS

### Most Seasons Leading League, Kick Returns

2.....	Eddie Saenz .....	1947, 49
2.....	Dan Sandifer .....	1948-49
1.....	Brandon Banks .....	2011
1.....	Larry Jones .....	1975

### Most Consecutive Seasons Leading League, Kick Returns

2.....	Dan Sandifer .....	1948-49
--------	--------------------	---------

### Most Seasons Leading Team

9.....	Brian Mitchell .....	1991-99
5.....	Mike Nelms .....	1980-84
5.....	Dick James .....	1959-63

### Most Kickoff Returns, Career

421.....	Brian Mitchell .....	1990-99
222.....	Rock Cartwright .....	2002-09
175.....	Mike Nelms .....	1980-84

### Most Kickoff Returns, Season

64.....	Rock Cartwright .....	2006
59.....	Brian Mitchell .....	1998
58.....	Brian Mitchell .....	1994

### Most Kickoff Returns, Rookie, Season

46.....	Brandon Banks .....	2010
38.....	Mike Nelms .....	1980
34.....	Tony Green .....	1978

### Most Kickoff Returns, Game

8.....	Terry Metcalf vs. Cardinals .....	09/20/81
--------	-----------------------------------	----------

## KICK RETURNS - YARDS GAINED

### Most Yards Gained, Kickoff Returns, Career

9,586 .....	Brian Mitchell .....	1990-99
5,332.....	Rock Cartwright .....	2002-09
4,128.....	Mike Nelms .....	1980-84

### Most Yards Gained, Kickoff Returns, Season

1,541 .....	Rock Cartwright .....	2006
1,478.....	Brian Mitchell .....	1994
1,408.....	Brian Mitchell .....	1995

### Most Yards Gained, Kickoff Returns Rookie, Season

1,155.....	Brandon Banks .....	2010
870.....	Tony Green .....	1978
810.....	Mike Nelms .....	1980

### Most Yards Gained, Kickoff Returns, Game

225.....	Herb Mul-Key vs. Cardinals .....	09/23/73
213.....	Brandon Banks vs. Lions .....	10/31/10
189.....	Brian Mitchell vs. Chargers .....	12/06/98

### Longest Kickoff Return (All TDs)

102.....	Larry Jones vs. Eagles .....	11/24/74
101.....	Brian Mitchell vs. Chargers .....	12/06/98
101.....	Rashad Ross vs. Giants .....	09/24/15

## KICK RETURNS - AVERAGE YARDAGE

### Most Seasons Leading League, Average Yardage, Kick Returns

1.....	Mike Nelms .....	1981
1.....	Eddie Saenz .....	1947

### Highest Average, Career (min. 40 returns)

28.50 .....	Bobby Mitchell .....	1962-68
27.87.....	Herb Mul-key .....	1972-74
25.98.....	Joe Scudero .....	1954-58

### Highest Average, Season (min. 20 returns)

29.70.....	Mike Nelms .....	1981
29.38.....	Dick James .....	1961
29.22.....	Larry Jones .....	1974

# RECORD BOOK: INDIVIDUAL

## Highest Average, Rookie, Season

29.22.....	Larry Jones.....	1974
25.96.....	Dale Atkeson.....	1954
25.59.....	Tony Green.....	1978

## KICK RETURNS - TOUCHDOWNS

### Most Touchdowns, Career

2.....	Brian Mitchell.....	1990-99
2.....	Bobby Mitchell.....	1962-68
2.....	Eddie Saenz.....	1946-51
2.....	Andy Farkas.....	1938-44

### Most Touchdowns, Season

2.....	Eddie Saenz.....	1947
--------	------------------	------

### Most Touchdowns, Rookie, Season

1.....	Multiple times.....	(Last: Brandon Banks, 2010)
--------	---------------------	-----------------------------

### Most Touchdowns, Game

1.....	Many players.....	(Last: Andre Roberts at CAR, 11/22/15)
--------	-------------------	--

## COMBINED KICK/PUNT RETURNS

### Most Combined Kick/Punt Returns, Career

738.....	Brian Mitchell.....	1990-99
386.....	Mike Nelms.....	1980-84
253.....	Dick James.....	1956-63

### Most Combined Kick/Punt Returns, Season

103.....	Brian Mitchell.....	1998
100.....	Larry Jones.....	1975
91.....	Mike Nelms.....	1984
91.....	Eddie Brown.....	1977

### Most Combined Kick/Punt Returns, Game

12.....	Eddie Brown vs. Buccaneers [P-11/K-1] ..	10/09/77
12.....	Larry Jones vs. Cowboys (6/6) ..	12/13/75
11.....	Brandon Banks vs. Lions (5/6) ..	10/31/10
11.....	Larry Jones vs. Raiders (6/5) ..	11/23/75

## COMBINED KICK RETURN YARDS

### Most Yards Returned, Career

13,062....	Brian Mitchell.....	1990-99
6,076....	Mike Nelms.....	1980-84
4,743....	Dick James.....	1956-63

### Most Yards Returned, Season

1,930.....	Brian Mitchell.....	1994
1,843.....	Brian Mitchell.....	1998
1,723.....	Brian Mitchell.....	1995

### Most Yards Returned, Game

271.....	Brandon Banks vs. Lions.....	10/31/10
240.....	Brian Mitchell vs. Broncos.....	09/17/95
226.....	Brian Mitchell vs. Chargers.....	10/06/98

## COMBINED KICK RETURN TOUCHDOWNS

### Most Touchdowns, Career

9.....	Brian Mitchell.....	1990-99
3.....	Rickie Harris.....	1965-70
3.....	Bert Zagers.....	1955-58
3.....	Dick Todd.....	1939-48
3.....	Andy Farkas.....	1934-44

### Most Touchdowns, Season

2.....	Brian Mitchell.....	1997
2.....	Brian Mitchell.....	1994
2.....	Brian Mitchell.....	1991

2.....	Mike Nelms.....	1981
2.....	Tony Green.....	1978
2.....	Bert Zagers.....	1957
2.....	Joe Scudero.....	1955
2.....	John Williams.....	1952
2.....	Eddie Saenz.....	1947

### Most Touchdowns, Game

1.....	Multiple times.....	(Last: Andre Roberts at CAR, 11/22/15)
--------	---------------------	--

## FUMBLES

### Most Fumbles, Career

47.....	Sammy Baugh.....	1937-52
42.....	Mark Rypien.....	1987-93
42.....	Joe Theismann.....	1974-85

### Most Fumbles, Season

15.....	Sammy Baugh.....	1947
14.....	Trent Green.....	1998
14.....	Mark Rypien.....	1989
13.....	Jason Campbell.....	2007

### Most Fumbles, Game

5.....	Patrick Ramsey vs. Packers.....	10/20/02
--------	---------------------------------	----------

## FUMBLES RECOVERED

### Most Fumbles Recovered, Career, Own and Opponents'

21.....	Sammy Baugh.....	1937-52
16.....	Brad Dusek.....	1974-81
15.....	Monte Coleman.....	1979-94

### Most Fumbles Recovered, Season, Own and Opponents'

8.....	Donovan McNabb.....	2010
7.....	Sammy Baugh.....	1947
6.....	Joe Theismann.....	1984

## OWN FUMBLES RECOVERED

### Most Own Fumbles Recovered, Career

18.....	Sammy Baugh.....	1937-52
16.....	Charley Taylor.....	1964-77
14.....	Joe Theismann.....	1974-85

### Most Own Fumbles Recovered, Season

8.....	Donovan McNabb.....	2010
7.....	Sammy Baugh.....	1947
6.....	Joe Theismann.....	1984

### Most Own Fumbles Recovered, Game

2.....	Many players.....	
--------	-------------------	--

## OPPONENTS' FUMBLES RECOVERED

### Most Opponents' Fumbles Recovered, Career

16.....	Brad Dusek.....	1974-81
16.....	Chris Hanburger.....	1965-78
14.....	Monte Coleman.....	1979-94
14.....	Chris Hanburger.....	1965-78
14.....	John Paluck.....	1956-65

### Most Opponents' Fumbles Recovered, Season

5.....	Ken Houston.....	1973
5.....	Paul Krause.....	1965
5.....	Bob Toneff.....	1959

# RECORD BOOK: INDIVIDUAL/OPPONENT

## Most Opponents' Fumbles Recovered, Game

2	.....	Bashaud Breeland	.....	11/22/15
2	.....	LaVar Arrington	.....	12/29/02
2	.....	Shawn Barber	.....	12/03/00
2	.....	Pat Eilers	.....	09/06/93
2	.....	Danny Copeland	.....	12/13/92

## YARDS RETURNING FUMBLES

### Longest Fumble Return (all TDs)

78	.....	Darrell Green vs. Colts	.....	10/07/93
76	.....	John Paluck vs. Giants	.....	12/02/56
75	.....	DeAngelo Hall vs. Eagles	.....	09/09/13

## FUMBLE RETURN TOUCHDOWNS

### Most Touchdowns, Career

3	.....	DeAngelo Hall	.....	2008-15
3	.....	Chris Hanburger	.....	1965-78
3	.....	Brad Dusek	.....	1974-79

### Most Touchdowns, Season

2	.....	Harold McPhail	.....	1934
1	.....	Multiple times	.....	[Last: DeAngelo Hall, 2015]

## COMBINED NET YARDS GAINED

Rushing, Receiving, Returns

### Most Seasons Leading League, Net Yards Gained

4	.....	Brian Mitchell	.....	1994-96, 98
---	-------	----------------	-------	-------------

### Most Consecutive Seasons Leading League, Net Yards Gained

3	.....	Brian Mitchell	.....	1994-96
---	-------	----------------	-------	---------

### Most Seasons Leading Team, Net Yards Gained

7	.....	Brian Mitchell	.....	1993-99
6	.....	Larry Brown	.....	1969-74
4	.....	Clinton Portis	.....	2004-05, 2007-08

### Most Consecutive Seasons Leading Team

7	.....	Brian Mitchell	.....	1993-99
6	.....	Larry Brown	.....	1969-74

## COMBINED NET YARDS - ATTEMPTS

### Most Attempts, Career

2,109	.....	John Riggins	.....	1976-79, 81-85
1,834	.....	Clinton Portis	.....	2004-10
1,768	.....	Larry Brown	.....	1969-76

### Most Attempts, Season

384	.....	Stephen Davis	.....	2001
383	.....	Clinton Portis	.....	2004
382	.....	Clinton Portis	.....	2005

### Most Attempts, Game

45	.....	Jamie Morris vs. Bengals	.....	12/17/88
41	.....	Jamie Morris vs. Eagles	.....	11/12/89
39	.....	Earnest Byner vs. Patriots	.....	12/15/90

## COMBINED NET YARDS - YARDS

### Most Yards Gained, Career

16,900	.....	Brian Mitchell	.....	1990-99
12,358	.....	Art Monk	.....	1980-93
10,803	.....	Charley Taylor	.....	1964-77

### Most Yards Gained, Season

2,477	.....	Brian Mitchell	.....	1994
2,357	.....	Brian Mitchell	.....	1998
2,348	.....	Brian Mitchell	.....	1995

### Most Yards Gained, Rookie, Season

1,690	.....	Alfred Morris	.....	2012
1,602	.....	Brandon Banks	.....	2010
1,589	.....	Charley Taylor	.....	1964

## SACKS

### Most Seasons Leading Team

5	.....	Dexter Manley	.....	1982, 84-86, 88
4	.....	Brian Orakpo	.....	2009-11, 13
4	.....	Andre Carter	.....	2006-09
3	.....	Ryan Kerrigan	.....	2012, 2014-15
3	.....	Ken Harvey	.....	1994-95, 97
3	.....	Charles Mann	.....	1987, 89, 91
3	.....	Coy Bacon	.....	1978-80

### Most Sacks, Career (Unofficial)

97.5	.....	Dexter Manley	.....	1981-89
82.0	.....	Charles Mann	.....	1982-93
59.5	.....	Dave Butz	.....	1975-88

### Most Sacks, Career (Since 1982)

91	.....	Dexter Manley	.....	1981-89
82	.....	Charles Mann	.....	1983-93
47.5	.....	Ryan Kerrigan	.....	2011-15

### Most Sacks, Season

18.5	.....	Dexter Manley	.....	1986
15.0	.....	Dexter Manley	.....	1985
15.0	.....	Coy Bacon	.....	1979

### Most Sacks, Rookie, Season

11.0	.....	Brian Orakpo	.....	2009
8.0	.....	Preston Smith	.....	2015
7.5	.....	Ryan Kerrigan	.....	2011

### Most Sacks, Game

4.0	.....	Ryan Kerrigan vs. Jaguars	.....	09/14/14
4.0	.....	Brian Orakpo vs. Raiders	.....	12/13/09
4.0	.....	Phillip Daniels vs. Cowboys	.....	12/18/05
4.0	.....	Ken Harvey vs. Giants	.....	11/23/97
4.0	.....	Dexter Manley vs. Giants	.....	10/02/88
4.0	.....	Diron Talbert vs. Giants	.....	09/28/75

### Most Seasons, 10 or More Sacks

5	.....	Charles Mann	.....	1985-87, 89, 91
4	.....	Dexter Manley	.....	1983-86
3	.....	Coy Bacon	.....	1978-80

### Most Consecutive Seasons, 10 or More Sacks

4	.....	Dexter Manley	.....	1983-86
---	-------	---------------	-------	---------

## OPPONENT RECORDS

## SCORING

### Most Points vs. Redskins, Career

242	.....	Lou Groza	.....	1950-67
-----	-------	-----------	-------	---------

### Most Points vs. Redskins, Game

25	.....	Bobby Joe Conrad, Cardinals	.....	09/27/59
----	-------	-----------------------------	-------	----------

### Touchdowns vs. Redskins, Career

24	.....	Emmitt Smith	.....	1990-2002
----	-------	--------------	-------	-----------

# RECORD BOOK: OPPONENT

## Touchdowns vs. Redskins, Game

4	Terrell Owens, Cowboys	11/18/07
4	Wilbert Montgomery, Eagles	10/07/79
4	Wilbert Montgomery, Eagles	09/10/78
4	Ollie Matson, Cardinals	11/21/54
4	Bob Shaw, Rams	12/11/49

## Points After Touchdown vs. Redskins, Career

101	Lou Groza	1950-67
-----	-----------	---------

## Points After Touchdown vs. Redskins, Game

7	Adam Vinatieri, Colts	11/30/14
7	Stephen Gostkowski, Patriots	10/28/07
7	Pat Summerall, Giants	10/05/61
7	Bobby Joe Conrad, Cardinals	09/27/59
7	Ray McLean, Bears	10/26/47

## Field Goals vs. Redskins, Career

45	Lou Groza	1950-67
----	-----------	---------

## Field Goals vs. Redskins, Game

6	Dan Bailey, Cowboys	09/26/11
---	---------------------	----------

## Field Goals Attempted vs. Redskins, Game

6	Dan Bailey, Cowboys	09/26/11
6	Jay Feely, Giants	10/30/05
6	Ali Haji-Sheikh, Giants	12/17/83

## Longest Field Goal vs. Redskins

58	Nick Lowery, Chiefs	09/18/83
----	---------------------	----------

## RUSHING

### Most Yards Gained vs. Redskins, Career

2,440	Emmitt Smith	1990-2002
-------	--------------	-----------

### Most Yards Gained vs. Redskins, Game

234	Tiki Barber, Giants	12/30/06
234	Bobby Mitchell, Browns	11/15/59

### Most Rushing Attempts vs. Redskins, Game

40	Errict Rhett, Buccaneers	12/04/94
----	--------------------------	----------

### Most Rushing Touchdowns vs. Redskins, Game

3	Multiple players	(Last: Matt Asiata, Vikings, 11/02/14)
---	------------------	--

## PASSING

### Most Passing Yards Gained vs. Redskins, Career

5,083	Eli Manning	2004-15
-------	-------------	---------

### Most Passing Yards Gained vs. Redskins, Game

522	Boomer Esiason, Cardinals	11/10/96
-----	---------------------------	----------

### Most Passing Attempts vs. Redskins, Career

776	Eli Manning, Giants	2004-15
-----	---------------------	---------

### Most Passing Attempts vs. Redskins, Game

62	Tony Romo, Cowboys	11/22/12
----	--------------------	----------

### Most Completions vs. Redskins, Career

451	Eli Manning, Giants	2004-15
-----	---------------------	---------

### Most Completions vs. Redskins, Game

38	Matt Schaub, Texans	09/19/10
----	---------------------	----------

### Most Passing Touchdowns vs. Redskins, Career

38	Charlie Conerly	1948-61
----	-----------------	---------

## Most Passing Touchdowns vs. Redskins, Game

7*	Y.A. Tittle, Giants	10/28/62
7*	Adrian Burk, Eagles	10/17/54

## Most Interceptions Thrown vs. Redskins, Career

43	Jim Hart	1967-82
----	----------	---------

## Most Interceptions Thrown vs. Redskins, Game

6	Ed Luther, Chargers	10/31/83
---	---------------------	----------

## Longest Pass Completion vs. Redskins

99	Jim Plunkett (to Branch), Raiders	10/02/83
----	-----------------------------------	----------

## RECEIVING

### Most Receiving Yards Gained vs. Redskins, Career

1,437	Roy Green	1979-91
-------	-----------	---------

### Most Receiving Yards Gained vs. Redskins, Game

269	Del Shofner, Giants (11 rec.)	10/28/62
-----	-------------------------------	----------

### Most Receptions vs. Redskins, Career

113	Jason Witten	2003-15
-----	--------------	---------

### Most Receptions vs. Redskins, Game

15	Zach Ertz, Eagles	12/20/14
15	Danny Amendola, Rams	09/16/12

### Most Receiving Touchdowns vs. Redskins, Career

15	Pete Pihos	1947-55
----	------------	---------

### Most Receiving Touchdowns vs. Redskins, Game

4	Terrell Owens, Cowboys	11/18/07
4	Bob Shaw, Rams	12/11/49

### Longest Reception

99t	Cliff Branch (from Plunkett), Raiders	10/02/83
-----	---------------------------------------	----------

## INTERCEPTIONS

### Most Interceptions vs. Redskins, Career

9	Terence Newman	2003-12
9	Everson Walls	1981-91
9	Bill Bradley	1969-77
9	Mel Renfro	1964-77

### Most Interceptions vs. Redskins, Game

4	Jerry Norton, Cardinals	11/20/60
4	Jack Butler, Steelers	12/13/53

### Most Interception Yards Gained vs. Redskins, Career

157	Aeneas Williams	1991-2000
-----	-----------------	-----------

### Most Interception Yards Gained vs. Redskins, Game

121	Mike Gaechter, Cowboys	11/03/63
-----	------------------------	----------

### Most Interception Return Touchdowns vs. Redskins, Career

3	Larry Cole	1968-80
---	------------	---------

### Most Interception Return Touchdowns vs. Redskins, Game

2	Robert Massey, Cardinals	10/04/92
---	--------------------------	----------

### Longest Interception Return vs. Redskins

99t	George Buksar, Colts, ran 18, lateralled to Ernie	
	Zaleski who ran 81 yds	11/26/50
96	Dennis Thurman, Cowboys	09/06/81

# RECORD BOOK: OPPONENT

## KICKOFF RETURNS

### Most Kickoff Returns vs. Redskins, Career

36 ..... Vai Sikahema ..... 1986-93

### Most Kickoff Returns vs. Redskins, Game

8 ..... Maurice Hicks, 49ers ..... 10/23/05

8 ..... Erric Pegram, Falcons ..... 11/10/91

8 ..... Harlan Huckleby, Packers ..... 10/17/83

### Most Kickoff Return Yards Gained vs. Redskins, Career

795 ..... Vai Sikahema ..... 1986-93

### Most Kickoff Return Yards Gained vs. Redskins, Game

222 ..... Allen Rossum, Eagles ..... 11/14/99

### Longest Kickoff Return vs. Redskins

105t ..... Ollie Matson, Cardinals ..... 10/14/56

## PUNT RETURNS

### Most Punt Returns vs. Redskins, Career

29 ..... Kelvin Martin ..... 1987-96

### Most Punt Returns vs. Redskins, Game

8 ..... Dedric Ward, Cowboys ..... 09/27/04

8 ..... Stump Mitchell, Cardinals ..... 01/02/83

8 ..... Leon Bright, Giants ..... 09/13/81

### Most Punt Return Yards Gained vs. Redskins, Career

336 ..... Vai Sikahema ..... 1986-93

### Most Punt Return Yards Gained vs. Redskins, Game

177 ..... Dexter McCluster, Chiefs ..... 12/08/13

### Longest Punt Return vs. Redskins

98t ..... Charlie West, Vikings ..... 11/03/68

## FUMBLE RETURNS

### Longest Return vs. Redskins

103t ..... Aeneas Williams, Cardinals ..... 11/05/00



# RECORD BOOK: POSTSEASON

## TEAM POSTSEASON RECORDS

### CHAMPIONSHIPS

<b>League Championships</b>	5.....1937, 42, 82, 87, 91
<b>NFC Championships</b>	5.....1972, 82-83, 87, 91
<b>Division Championships</b>	15.....1936-37, 40, 42-43, 45, 72, 82-84, 87, 91, 99, .....2012, 15

### GAMES, VICTORIES, DEFEATS

<b>Seasons Participating in Postseason Games</b>	24.....1936-37, 40, 42-43, 45, 71-74, 76, 82-84, .....86-87, 90-92, 99, 2005, 07, 12, 15
<b>Most Consecutive Seasons Participating in Postseason Games</b>	4.....1971-74
<b>Games Played</b>	42.....1936-2015
<b>Games Won</b>	23.....1937-2005
<b>Most Consecutive Games Won</b>	6.....1982-83
<b>Games Lost</b>	19.....1936-2015
<b>Most Consecutive Games Lost</b>	4.....1972-76

### SCORING

<b>Most Points, Game</b>	51.....vs Rams.....01/01/84 42.....vs Broncos.....01/31/88 41.....vs Lions.....01/12/92
<b>Most Points, Both Teams, Game</b>	73.....Redskins (0) vs Bears (73).....12/08/40 62.....Redskins (21) vs Bears (41).....12/26/43 61.....Redskins (37) vs Bills (24).....01/26/92
<b>Fewest Points, Both Teams, Game</b>	17.....Redskins (0) vs Giants (17).....01/11/87 19.....Redskins (16) vs Packers (3).....12/24/72 20.....Redskins (14) vs Bears (6).....12/13/42
<b>Largest Margin of Victory, Game</b>	44.....vs Rams.....01/01/84 32.....vs Broncos.....01/31/88 31.....vs Lions.....01/12/92
<b>Largest Margin of Defeat, Game</b>	73*.....vs Bears.....12/08/40 29.....vs Raiders.....01/22/84 21.....vs Seahawks.....01/05/08
<b>Most Points, Shutout Victory, Game</b>	28.....vs Giants.....12/19/43

<b>Most Points Overcome to Win Game</b>	14.....vs Bears (trailed 14-0, won 21-17).....01/10/88
<b>Most Points, One Half</b>	38.....vs Rams (led 38-7 vs halftime).....01/01/84
<b>Most Points, One Quarter</b>	35.....vs Broncos (second quarter).....01/31/88

### TOUCHDOWNS

<b>Most Touchdowns, Game</b>	6.....vs Broncos.....01/31/88 6.....vs Rams.....01/01/84
<b>Most Touchdowns, Both Teams, Game</b>	11.....Redskins (0) vs Bears (11).....12/08/40
<b>Fewest Touchdowns, Both Teams, Game</b>	1.....Redskins (1) vs Packers (0).....12/24/72

### POINTS AFTER TOUCHDOWNS

<b>Most (One-Point) Points After Touchdown, Game</b>	6.....vs Broncos.....01/31/88 6.....vs Rams.....01/01/84
<b>Most (One-Point) Points After Touchdown, Both Teams, Game</b>	7.....Redskins (4) vs Bills (3).....01/26/92 7.....Redskins (6) vs Broncos (1).....01/31/88 7.....Redskins (6) vs Rams (1).....01/01/84 7.....Redskins (2) vs Vikings (5).....12/18/76
<b>Fewest (One-Point) Points After Touchdown, Both Teams, Game</b>	2.....Redskins (0) vs Giants (2).....01/11/87 2.....Redskins (1) vs Rams (1).....12/22/74 2.....Redskins (2) vs Bears (0).....12/13/42

<b>Most Two-Point Conversions, Game</b>	None.....
---	-----------

### FIELD GOALS

<b>Most Field Goals, Game</b>	4.....vs Rams.....12/28/86 4.....vs Cowboys.....12/31/72
<b>Most Field Goals, Both Teams, Game</b>	5.....vs Cowboys.....12/31/72

### SAFETIES

<b>Most Safeties, Game</b>	1*.....Two times.....(Last: vs Packers, 01/10/16)
<b>Most Safeties, Both Teams, Game</b>	1*.....Two times...Last: Redskins (1) vs Packers (0), 01/10/16

### FIRST DOWNS

<b>Most First Downs, Game</b>	25.....vs 49ers.....01/12/91 25.....vs Broncos.....01/31/88
<b>Fewest First Downs, Game</b>	9.....vs Buccaneers.....01/07/06 9.....vs Bears.....12/13/42 10.....vs Buccaneers.....01/15/00

# RECORD BOOK: POSTSEASON

## Most First Downs, Both Teams, Game

49.....Redskins (24) vs Bills (25) ..... 01/26/92

## Fewest First Downs, Both Teams, Game

19.....Redskins (9) vs Bears (10)..... 12/13/42

## RUSHING FIRST DOWNS

### Most First Downs, Rushing, Game

14.....vs Dolphins..... 01/30/83  
 13.....vs Broncos..... 01/31/88  
 12.....vs Vikings..... 01/02/93  
 12.....vs Vikings..... 01/15/83

### Fewest First Downs, Rushing, Game

1.....vs Buccaneers..... 01/15/00  
 2.....vs Giants..... 01/11/87  
 3.....Three times ..... [Last: vs Seahawks, 01/14/06]

### Most First Downs, Rushing, Both Teams, Game

21.....Redskins (14) vs Dolphins (7) ..... 01/30/83  
 19.....Redskins (13) vs Broncos (6)..... 01/31/88  
 18.....Redskins (9) vs Rams (9)..... 12/28/86

### Fewest First Downs, Rushing, Both Teams, Game

4.....Redskins (1) vs Buccaneers (3)..... 01/15/00  
 6.....Redskins (4) vs Packers (2) ..... 12/13/36  
 7.....Three times ..... [Last: vs Seahawks, 01/05/08]

## PASSING FIRST DOWNS

### Most First Downs, Passing, Game

18.....vs 49ers ..... 01/12/91  
 16.....vs Seahawks ..... 01/05/08  
 15.....vs 49ers ..... 01/09/93  
 15.....vs Vikings..... 12/18/76

### Fewest First Downs, Passing, Game

2.....vs Bears..... 12/13/42  
 3.....vs Packers ..... 12/13/36  
 4.....Four times..... [Last: vs Buccaneers, 01/07/06]

### Most First Downs, Passing, Both Teams, Game

34.....Redskins (18) vs 49ers (16) ..... 01/12/91  
 30.....Redskins (12) vs Bills (18) ..... 01/26/92  
 27.....Redskins (16) vs Seahawks (11)..... 01/05/08  
 27.....Redskins (15) vs 49ers (12)..... 01/09/93

### Fewest First Downs, Passing, Both Teams, Game

7.....Redskins (2) vs Bears (5) ..... 12/13/42  
 7.....Redskins (3) vs Packers (4) ..... 12/13/36  
 8.....Redskins (4) vs Rams (4)..... 12/16/45

## PENALTY FIRST DOWNS

### Most First Downs, Penalty, Game

3.....Seven times..... [Last: vs Lions, 01/08/00]

### Most First Downs, Penalty, Both Teams, Game

5.....Redskins (2) vs Bills (3)..... 01/26/32  
 4.....Four times..... [Last: vs Lions, 01/08/00]

## NET YARDS GAINED RUSHING & PASSING

### Most Yards Gained, Game

602.....vs Broncos..... 01/31/88  
 445.....vs Rams ..... 01/01/84  
 441.....vs 49ers ..... 01/12/91  
 441.....vs Bears..... 12/12/37

### Fewest Yards Gained, Game

120.....vs Buccaneers..... 01/07/06  
 130.....vs Packers ..... 12/13/36  
 166.....vs Bears..... 12/13/42

### Most Yards Gained, Both Teams, Game

942.....Redskins (441) vs Bears (501)..... 12/12/37  
 870.....Redskins (415) vs Vikings (455) ..... 01/15/83  
 822.....Redskins (602) vs Broncos (220) ..... 01/31/88

### Fewest Yards Gained, Both Teams, Game

358.....Redskins (167) vs Buccaneers (191) .. 01/15/00  
 362.....Redskins (214) vs Rams (148) ..... 12/16/45  
 409.....Redskins (166) vs Bears (243) ..... 12/13/42

## RUSHING - ATTEMPTS

### Most Attempts, Game

52.....vs Dolphins..... 01/30/83  
 47.....vs Vikings..... 01/02/93  
 46.....vs Lions ..... 01/08/00

### Fewest Attempts, Game

16.....vs Giants..... 01/11/87  
 18.....vs Vikings..... 12/18/76  
 21.....vs 49ers ..... 01/09/93

### Most Attempts, Both Teams, Game

81.....Redskins (52) vs Dolphins (29)..... 01/30/83  
 78.....Redskins (39) vs 49ers (39) ..... 12/26/71  
 78.....Redskins (34) vs Rams (44) ..... 12/16/45

### Fewest Attempts, Both Teams, Game

48.....Redskins (24) vs 49ers (24) ..... 01/12/91  
 50.....Redskins (18) vs Packers (32) ..... 01/10/16  
 50.....Redskins (29) vs Seahawks (21)..... 01/05/08  
 50.....Redskins (23) vs Buccaneers (27)..... 01/15/00

## RUSHING - YARDS GAINED

### Most Yards Gained, Game

280.....vs Broncos..... 01/31/88  
 276.....vs Dolphins..... 01/30/83  
 223.....vs Lions ..... 01/08/00

### Fewest Yards Gained, Game

22.....vs Bears..... 12/08/40  
 35.....vs Rams ..... 12/16/45  
 39.....vs Packers ..... 12/13/36

### Most Yards Gained, Both Teams, Game

404.....Redskins (22) vs Bears (382)..... 12/08/40  
 377.....Redskins (280) vs Broncos (97) ..... 01/31/88  
 372.....Redskins (276) vs Dolphins (96) ..... 01/30/83

### Fewest Yards Gained, Both Teams, Game

90.....Redskins (46) vs Buccaneers (44) .... 01/15/00  
 106.....Redskins (39) vs Packers (67) ..... 12/13/36  
 126.....Redskins (80) vs 49ers (46) ..... 01/12/91

## RUSHING - AVERAGE GAIN

### Highest Average Gain, Game

7.0.....vs Broncos..... 01/31/88  
 5.3.....vs Dolphins..... 01/30/83  
 4.9.....vs Vikings..... 01/15/83

### Lowest Average Gain, Game

1.0.....vs Rams ..... 12/16/45  
 1.2.....vs Packers ..... 12/13/36  
 1.6.....vs Bears..... 12/08/40

# RECORD BOOK: POSTSEASON

## RUSHING - TOUCHDOWNS

### Most Touchdowns, Game

3.....vs Falcons.....	01/04/92
3.....vs Rams.....	01/01/84
3.....vs Giants.....	12/19/43

### Most Touchdowns, Both Teams, Game

7.....Redskins (0) vs Bears (7).....	12/08/40
4.....Redskins (3) vs Falcons (1).....	01/04/92
3.....Six times.....[Last: vs Packers, 01/10/16]	

## PASSING - ATTEMPTS

### Most Attempts, Game

51.....vs Bears.....	12/08/40
50.....vs Seahawks.....	01/05/08
50.....vs Giants.....	01/11/87

### Fewest Attempts, Game

13.....vs Bears.....	12/13/42
14.....vs Packers.....	12/24/72
16.....vs Buccaneers.....	01/07/06

### Most Attempts, Both Teams, Game

90.....Redskins (33) vs Bills (59).....	01/26/92
82.....Redskins (46) vs Packers (36).....	01/10/16
82.....Redskins (50) vs Seahawks (32).....	01/05/08

### Fewest Attempts, Both Teams, Game

33.....Redskins (13) vs Bears (20).....	12/13/42
38.....Redskins (14) vs Packers (24).....	12/24/72
39.....Redskins (28) vs Dolphins (11).....	01/14/73
39.....Redskins (18) vs Cowboys (21).....	12/31/72

## PASSING - COMPLETIONS

### Most Completions, Game

29.....vs. Packers.....	01/10/16
29.....vs Seahawks.....	01/05/08
27.....vs 49ers.....	01/12/91

### Fewest Completions, Game

5.....vs Bears.....	12/13/42
7.....vs Buccaneers.....	01/07/06
7.....vs Packers.....	12/24/72
7.....vs Packers.....	12/13/36

### Most Completions, Both Teams, Game

50.....Redskins (29) vs. Packers (21).....	01/10/16
50.....Redskins (27) vs 49ers (23).....	01/12/91
49.....Redskins (29) vs Seahawks (20).....	01/05/08

### Fewest Completions, Both Teams, Game

15.....Redskins (5) vs Bears (10).....	12/13/42
16.....Redskins (7) vs Dolphins (9).....	12/13/36
19.....Redskins (15) vs Packers (4).....	01/30/83
19.....Redskins (7) vs Dolphins (12).....	12/24/72

## PASSING - COMPLETION PCT.

### Highest Completion Percentage, Game [min. 20 att.]

80.0.....vs Rams (25-20).....	01/01/84
77.3.....vs Giants (22-17).....	12/19/43
73.9.....vs Vikings (23-17).....	01/15/83

### Lowest Completion Percentage, Game [min. 20 att.]

26.9.....vs Packers (26-7).....	12/13/36
34.6.....vs Vikings (26-9).....	01/17/88
39.2.....vs Bears (51-20).....	12/08/40

## PASSING - YARDS GAINED

### Most Yards Gained, Game

371.....vs Bears.....	12/12/37
361.....vs 49ers.....	01/12/91
340.....vs Broncos.....	01/31/88

### Fewest Yards Gained, Game

41.....vs Buccaneers.....	01/07/06
65.....vs Bears.....	12/13/42
90.....vs Rams.....	12/28/86

### Most Yards Gained, Both Teams, Game

663.....Redskins (361) vs 49ers (302).....	01/12/91
620.....Redskins (340) vs Broncos (280).....	01/31/88
612.....Redskins (265) vs 49ers (347).....	01/08/94

### Fewest Yards Gained, Both Teams, Game

192.....Redskins (104) vs Dolphins (88).....	01/14/73
195.....Redskins (65) vs Bears (130).....	12/13/42
226.....Redskins (90) vs Rams (136).....	12/28/86

## PASSING - TIMES SACKED

### Most Times Sacked, Game

7.....vs Bears.....	12/30/84
6.....vs Packers.....	01/10/16
6.....vs Raiders.....	01/22/84

### Most Times Sacked, Both Teams, Game

12.....Redskins (7) vs Bears (5).....	12/30/84
8.....Redskins (0) vs Vikings (8).....	01/17/88
8.....Redskins (6) vs Raiders (2).....	01/22/84

## PASSING - TOUCHDOWNS

### Most Touchdowns, Game

4.....vs Broncos.....	01/31/88
3.....vs Lions.....	01/08/83
3.....vs Bears.....	12/12/37

### Most Touchdowns, Both Teams, Game

7.....Redskins (2) vs Bears (5).....	12/26/43
5.....Redskins (4) vs Broncos (1).....	01/31/88
5.....Redskins (2) vs Vikings (3).....	12/18/76
5.....Redskins (3) vs Bears (2).....	12/12/37

## PASSING - HAD INTERCEPTED

### Most Passes Had Intercepted, Game

8.....vs Bears.....	12/08/40
4.....vs Bears.....	12/26/43
3.....Four times.....[Last: vs 49ers, 01/12/91]	

## PENALTIES

### Most Penalties, Game

9.....vs Giants.....	12/19/43
8.....vs Bears.....	01/03/87
8.....vs Bears.....	12/08/40

### Most Yards Penalized, Game

83.....vs Giants.....	12/19/43
82.....vs Bills.....	01/26/92
75.....vs Lions.....	01/08/00

# RECORD BOOK: POSTSEASON

## DEFENSIVE POSTSEASON RECORDS

### TOTAL NET YARDS

#### Most Net Yards Allowed, Game

425	.....vs 49ers	01/08/84
401	.....vs 49ers	01/09/93
385	.....vs Raiders	01/22/84

#### Fewest Net Yards Allowed

148	.....vs Vikings	01/02/93
169	.....vs Cowboys	12/31/72
176	.....vs Dolphins	01/30/83

### FIRST DOWNS

#### Most First Downs Allowed

25	.....vs Bills	01/26/92
24	.....vs Packers	01/10/16
22	.....vs Seahawks	01/06/13
22	.....vs 49ers	01/09/93

#### Fewest First Downs Allowed

7	.....vs Packers	12/13/36
8	.....vs Cowboys	12/31/72
8	.....vs Giants	12/19/43

### RUSHING

#### Most Yards Allowed Rushing

382	.....vs Bears	12/08/40
231	.....vs Raiders	01/22/84
224	.....vs Seahawks	01/06/13

#### Fewest Yards Allowed Rushing

43	.....vs Bills	01/26/92
43	.....vs Falcons	01/04/92
44	.....vs Buccaneers	01/15/00

### PASSING

#### Most Opponent Passes Attempted

59	.....vs Bills	01/26/92
48	.....vs 49ers	01/08/84
46	.....vs Lions	01/08/00

#### Fewest Opponent Passes Attempted

10	.....vs Bears	12/08/40
11	.....vs Dolphins	01/14/73
14	.....vs Giants	01/11/87

#### Most Opponent Passes Completed

29	.....vs Bills	01/26/92
27	.....vs 49ers	01/08/84
25	.....vs Buccaneers	01/07/06
25	.....vs Lions	01/12/92

#### Fewest Opponent Passes Completed

4	.....vs Dolphins	01/30/83
4	.....vs Giants	12/19/43
6	.....vs Vikings	01/02/93

#### Most Opponent Net Yards Passing

347	.....vs 49ers	01/08/84
292	.....vs 49ers	01/12/91
286	.....vs Bears	12/26/43

#### Fewest Opponent Net Passing Yards

57	.....vs Giants	12/19/43
69	.....vs Dolphins	01/14/73
73	.....vs Cowboys	12/31/72

### SCORING

#### Most Opponent Points Scored

73	.....vs Bears	12/08/40
41	.....vs Bears	12/26/43
38	.....vs Raiders	01/22/84

#### Fewest Opponent Points Scored

0	.....vs Giants	12/19/43
3	.....vs Cowboys	12/31/72
3	.....vs Packers	12/24/72

#### Most Opponent Touchdowns Scored

11*	.....vs Bears	12/08/40
6	.....vs Bears	12/26/43
5	.....vs Vikings	12/18/86
5	.....vs Raiders	01/22/84

#### Most Opponent Field Goals Scored

2	.....Five times	(Last: vs 49ers, 01/09/93)
---	-----------------	----------------------------

### SACKS

#### Most Sacks by Redskins, Game

7	.....vs Bears	12/30/84
6	.....vs Raiders	01/22/84
5	.....vs 49ers	01/09/93

### INTERCEPTIONS

#### Most Passes Intercepted by Redskins, Game

4	.....vs Bills	01/26/92
4	.....vs Falcons	01/04/92
3	.....vs Bears	12/12/37

### PENALTIES

#### Most Opponent Penalties

12	.....vs Lions	01/08/00
8	.....vs Rams	12/28/86
7	.....Four times	(Last: vs Vikings, 01/02/93)

#### Fewest Opponent Penalties

2	.....vs Seahawks	01/14/06
2	.....vs Buccaneers	01/15/00
2	.....vs Vikings	01/17/88
2	.....vs Vikings	12/22/73

# RECORD BOOK: POSTSEASON

## INDIVIDUAL POSTSEASON RECORDS

### SERVICE

#### Most Games, Career

21	..... Joe Jacoby .....	1982-89
19	..... Don Warren .....	1982-91
18	..... Darrell Green .....	1983-99
18	..... Jeff Bostic .....	1982-91

#### Most Games, Head Coach

24	..... Joe Gibbs .....	1981-92, 2004-07
----	-----------------------	------------------

#### Most Championships Won, Head Coach

3	..... Joe Gibbs .....	1981-92, 2004-07
---	-----------------------	------------------

#### Most Games Won, Head Coach

17	..... Joe Gibbs .....	1981-92, 2004-07
----	-----------------------	------------------

#### Most Games Lost, Head Coach

7	..... Joe Gibbs .....	1981-92, 2004-07
---	-----------------------	------------------

### POINTS

#### Most Points, Career

72	..... John Riggins .....	1976-84
63	..... Mark Moseley .....	1976-84
55	..... Chip Lohmiller .....	1990-92

#### Most Points, Game

18	..... John Riggins vs Rams .....	01/01/84
18	..... Alvin Garrett vs Lions .....	01/08/83
18	..... Andy Farkas vs Giants .....	12/19/43

#### Most Points, Single Postseason

36	..... Gerald Riggs .....	1991
36	..... John Riggins .....	1983

#### Most Points, No Touchdowns, Single Postseason

30	..... Chip Lohmiller .....	1991
----	----------------------------	------

### TOUCHDOWNS

#### Most Touchdowns, Career

12	..... John Riggins .....	1976-84
8	..... Art Monk .....	1983-92
7	..... Gary Clark .....	1986-92
7	..... Gerald Riggs .....	1990-91
7	..... Andy Farkas .....	1940-43

#### Most Touchdowns, Game

3	..... John Riggins vs Rams .....	01/01/84
3	..... Alvin Garrett vs Lions .....	01/08/83
3	..... Andy Farkas vs Giants .....	12/19/43

#### Consecutive Games Scoring Touchdowns

7	..... John Riggins .....	1982-84
---	--------------------------	---------

### POINTS AFTER TOUCHDOWNS

#### Most [Kicking] PATs, Career

27	..... Mark Moseley .....	1976-84
19	..... Chip Lohmiller .....	1990-92
11	..... Ali Haji-Sheikh .....	1987

#### Most [Kicking] PATs, Game

6	..... Ali Haji-Sheikh vs Broncos .....	01/31/88
6	..... Mark Moseley vs Rams .....	01/01/84
5	..... Chip Lohmiller vs Lions .....	01/12/92

#### Most [Kicking] PATs, No Misses, Career

19	..... Chip Lohmiller .....	1990-92
----	----------------------------	---------

#### Most Two-Point Conversions, Career

None	.....	
------	-------	--

### FIELD GOALS

#### Most Field Goals Attempted, Career

18	..... Chip Lohmiller .....	1990-92
----	----------------------------	---------

#### Most Field Goals Attempted, Game

5	..... Mark Moseley vs 49ers .....	01/08/94
---	-----------------------------------	----------

#### Most Field Goals, Career

12	..... Chip Lohmiller .....	1990-92
12	..... Mark Moseley .....	1976-84

#### Most Field Goals, Game

4	..... Jess Atkinson vs Rams .....	12/28/86
4	..... Curt Knight vs Cowboys .....	12/31/72

#### Longest Field Goal

52	..... Curt Knight vs Vikings .....	12/22/73
48	..... Brett Conway vs Buccaneers .....	01/15/00
47	..... John Hall vs Buccaneers .....	01/07/06
47	..... Mark Moseley vs Vikings .....	12/18/76

#### Highest Field Goal Percentage, Career (min. 10 FG)

73.3	..... Curt Knight (11-15) .....	1971-73
------	---------------------------------	---------

### SAFETIES

#### Most Safeties, Game

1	..... Preston Smith vs Packers .....	2016
---	--------------------------------------	------

### RUSHING - ATTEMPTS

#### Most Attempts, Career

251	..... John Riggins .....	1976-84
151	..... Larry Brown .....	1971-76
104	..... Earnest Byner .....	1990-92

#### Most Attempts, Game

38	..... John Riggins vs Dolphins .....	01/30/83
37	..... John Riggins vs Vikings .....	01/15/83
36	..... John Riggins vs 49ers .....	01/08/84
36	..... John Riggins vs Cowboys .....	01/22/83

### RUSHING - YARDS GAINED

#### Most Yards Gained, Career

996	..... John Riggins .....	1976-84
499	..... Larry Brown .....	1971-76
359	..... Earnest Byner .....	1990-92

#### Most Yards Gained, Game

204	..... Timmy Smith vs Broncos .....	01/31/88
185	..... John Riggins vs Vikings .....	01/15/83
166	..... John Riggins vs Dolphins .....	01/30/83

#### Most Games, 100 or More Yards Rushing, Career

6	..... John Riggins .....	1976-84
---	--------------------------	---------

#### Most Consecutive Games, 100 or More Yards Rushing

6	..... John Riggins .....	1982-83
---	--------------------------	---------

#### Longest Run From Scrimmage

58	..... Stephen Davis vs Lions .....	01/08/00
58t	..... Timmy Smith vs Broncos .....	01/31/88
44	..... Alvin Garrett vs Dolphins .....	01/30/83

# RECORD BOOK: POSTSEASON

## RUSHING - AVERAGE GAIN

### Highest Average Gain, Career (min. 100 att.)

4.0.....	John Riggins.....	1976-84
3.5.....	Earnest Byner.....	1990-92
3.3.....	Larry Brown.....	1971-76

### Highest Average Gain, Game (min. 10 att.)

9.3.....	Timmy Smith vs Broncos.....	01/31/88
7.9.....	Stephen Davis vs Lions.....	01/08/00
6.8.....	Brian Mitchell vs Vikings.....	01/02/93

## RUSHING - TOUCHDOWNS

### Most Touchdowns, Career

12.....	John Riggins.....	1976-84
6.....	Gerald Riggs.....	1990-91
5.....	Andy Farkas.....	1940-43

### Most Touchdowns, Game

3.....	John Riggins vs Rams.....	01/01/84
3.....	Andy Farkas vs Giants.....	12/19/43

### Most Consecutive Games Rushing for Touchdowns

7.....	John Riggins.....	1982-83
--------	-------------------	---------

## PASSING - PASSER RATING

### Highest Passer Rating, Career (min. 150 att.)

91.4.....	Joe Theismann.....	1974-85
74.5.....	Mark Rypien.....	1990-92
68.6.....	Billy Kilmer.....	1971-76

## PASSING - ATTEMPTS

### Most Passes Attempted, Career

222.....	Mark Rypien.....	1990-92
211.....	Joe Theismann.....	1974-84
178.....	Billy Kilmer.....	1971-76

### Most Passes Attempted, Game

50.....	Todd Collins vs Seahawks.....	01/05/08
50.....	Jay Schroeder vs Seahawks.....	01/11/87
49.....	Billy Kilmer vs Vikings.....	12/18/86

## PASSING - COMPLETIONS

### Most Passes Completed, Career

128.....	Joe Theismann.....	1974-84
121.....	Mark Rypien.....	1990-92
92.....	Billy Kilmer.....	1971-76

### Most Passes Completed, Game

29.....	Kirk Cousins vs Packers.....	01/10/16
29.....	Todd Collins vs Seahawks.....	01/05/08
27.....	Mark Rypien vs 49ers.....	01/12/91

## PASSING - COMPLETION PCT.

### Highest Completion Percentage, Career (min. 150 att.)

60.7.....	Joe Theismann.....	1974-84
54.5.....	Mark Rypien.....	1990-92
51.7.....	Billy Kilmer.....	1971-76

### Highest Completion Percentage, Game (min. 15 comp.)

78.3.....	Joe Theismann vs Rams.....	01/01/84
76.2.....	Sammy Baugh vs Giants.....	12/19/43
73.9.....	Joe Theismann vs Vikings.....	01/15/83

## PASSING - YARDS GAINED

### Most Yards Gained, Career

1,782.....	Joe Theismann.....	1974-84
1,699.....	Mark Rypien.....	1990-92
1,060.....	Billy Kilmer.....	1971-76

### Most Yards Gained, Game

361.....	Mark Rypien vs 49ers.....	01/12/91
340.....	Doug Williams vs Broncos.....	01/31/88
335.....	Sammy Baugh vs Bears.....	12/12/37

### Most Games, 300 or More Yards Passing, Career

1.....	Kirk Cousins.....	2016
1.....	Mark Rypien.....	1990-92
1.....	Doug Williams.....	1987
1.....	Joe Theismann.....	1974-84
1.....	Sammy Baugh.....	1937-45

### Longest Pass Completion

80t.....	Doug Williams vs Broncos.....	01/31/88
60.....	Joe Theismann vs Raiders.....	01/22/84
52.....	Mark Brunell vs Seahawks.....	01/14/06

## PASSING - AVERAGE GAIN

### Highest Average Gain, Career (150 att.)

8.45.....	Joe Theismann.....	1974-84
7.65.....	Mark Rypien.....	1990-92
5.96.....	Billy Kilmer.....	1971-76

### Highest Average Gain, Game (20 att.)

13.13.....	Joe Theismann vs Rams.....	01/01/84
11.72.....	Doug Williams vs Broncos.....	01/31/88
10.15.....	Sammy Baugh vs Bears.....	12/12/37

## PASSING - TOUCHDOWNS

### Most Touchdown Passes, Career

11.....	Joe Theismann.....	1974-84
8.....	Mark Rypien.....	1990-92
8.....	Billy Kilmer.....	1971-76

### Most Touchdown Passes, Game

4.....	Doug Williams vs Broncos.....	01/31/88
3.....	Joe Theismann vs Lions.....	01/08/83
3.....	Sammy Baugh vs Bears.....	12/12/37

## PASSING - HAD INTERCEPTED

### Lowest Percentage, Passes Had Intercepted, Career (min. 150 att.)

3.3.....	Joe Theismann.....	1974-84
3.9.....	Billy Kilmer.....	1971-76
4.1.....	Mark Rypien.....	1990-92

### Most Attempts Without Interception, Game

46.....	Kirk Cousins vs Packers.....	01/10/16
37.....	Mark Brunell vs Seahawks.....	01/14/06
26.....	Doug Williams vs Vikings.....	01/07/88

### Most Passes Had Intercepted, Career

9.....	Mark Rypien.....	1990-92
--------	------------------	---------

### Most Passes Had Intercepted, Game

5.....	Frankie Filchock vs Bears.....	12/08/40
--------	--------------------------------	----------

# RECORD BOOK: POSTSEASON

## RECEPTIONS

### Most Pass Receptions, Career

69	.....Art Monk.....	1983-92
56	.....Gary Clark.....	1986-92
31	.....Ricky Sanders.....	1986-92
31	.....Charlie Brown.....	1982-83

### Most Pass Receptions, Game

10	.....Antwaan Randle El vs Seahawks.....	01/05/08
10	.....Art Monk vs 49ers.....	01/12/91
10	.....Art Monk vs Bears.....	12/30/84

## RECEIVING - YARDS GAINED

### Most Yards Gained, Career

1,062	.....Art Monk.....	1983-92
785	.....Gary Clark.....	1986-92
643	.....Charlie Brown.....	1982-93

### Most Yards Gained, Game

193	.....Ricky Sanders vs Broncos.....	01/31/88
171	.....Charlie Brown vs Rams.....	01/01/84
163	.....Art Monk vs 49ers.....	01/12/91

### Most Games, 100 or More Yards Pass Receiving, Career

4	.....Art Monk.....	1983-92
2	.....Gary Clark.....	1986-92
2	.....Charlie Brown.....	1982-83

### Longest Pass Reception

80t	.....Ricky Sanders vs Broncos.....	01/31/88
60	.....Charlie Brown vs Rams.....	01/22/84
52	.....Chris Cooley vs Seahawks.....	01/14/06

## RECEIVING - AVERAGE GAIN

### Highest Average Gain, Career (min. 20 rec.)

20.7	.....Charlie Brown.....	1982-83
16.7	.....Ricky Sanders.....	1986-92
15.4	.....Art Monk.....	1983-92

### Highest Average Gain, Game (min. 3 rec.)

31.7	.....Steve Bagarus vs Rams.....	12/16/45
31.0	.....Charlie Brown vs Raiders.....	01/22/84
28.5	.....Charlie Brown vs Rams.....	01/01/84

## RECEIVING - TOUCHDOWNS

### Most Touchdowns, Career

7	.....Art Monk.....	1983-92
6	.....Gary Clark.....	1986-92
5	.....Alvin Garrett.....	1982-83

### Most Touchdowns, Game

3*	.....Alvin Garrett vs Lions.....	01/08/83
----	----------------------------------	----------

## INTERCEPTIONS BY

### Most Interceptions By, Career

6	.....Darrell Green.....	1983-99
4	.....Barry Wilburn.....	1986-87

### Most Interceptions By, Game

2	.....Six players.....	Last: LaRon Landry vs Seahawks, 01/05/08
---	-----------------------	--

## INTERCEPTIONS - YARDS GAINED

### Most Yards Gained, Career

133	.....Darrell Green.....	1983-99
77	.....Jeris White.....	1982
67	.....Kurt Gouveia.....	1987-99

### Most Yards Gained, Game

77	.....Jeris White vs Lions.....	01/08/83
72	.....Darrell Green vs Rams.....	01/01/84
56	.....Brad Edwards vs Bills.....	01/26/92

## INTERCEPTIONS - TOUCHDOWNS

### Most Touchdowns, Career

2	.....Darrell Green.....	1983-99
1	.....Darryl Grant.....	1982-90
1	.....Jeris White.....	1982

### Most Touchdowns, Game

1	.....Four times.....	Last: Darrell Green vs Lions, 01/12/92
---	----------------------	--

## PUNTING

### Most Punts, Career

37	.....Steve Cox.....	1986-87
35	.....Jeff Hayes.....	1982-84
35	.....Mike Bragg.....	1971-76

### Most Punts, Game

10	.....Riley Smith vs Packers.....	12/13/36
9	.....Kelly Goodburn vs Eagles.....	01/05/91
9	.....Steve Cox vs Giants.....	01/11/87

### Longest Punt

66	.....Mike Bragg vs 49ers.....	12/26/71
61	.....Roy Zimmerman vs Bears.....	12/08/40
60	.....Tress Way vs Packers.....	01/10/16

## PUNTING - AVERAGE YARDAGE

### Highest Average, Punting, Career (min. 25 punts)

39.5	.....Mike Bragg.....	1971-76
38.9	.....Steve Cox.....	1986-87
36.9	.....Kelly Goodburn.....	1990-92

### Highest Average, Punting, Game (min. 4 punts)

52.5	.....Sammy Baugh vs Bears.....	12/13/42
50.6	.....Tress Way vs Packers.....	01/10/16
48.3	.....Sav Rocca vs Seahawks.....	01/06/13
46.5	.....Mike Bragg vs Packers.....	12/24/72

## PUNT RETURNS

### Most Punt Returns, Career

18	.....Brian Mitchell.....	1990-99
15	.....Mike Nelms.....	1982-84
11	.....Eric Yarber.....	1986-87

### Most Punt Returns, Game

6	.....Mike Nelms vs Dolphins.....	01/30/83
6	.....Eddie Brown vs Vikings.....	12/18/76
5	.....Brian Mitchell vs Buccaneers.....	01/15/00

## PUNT RETURNS, YARDS GAINED

### Most Yards Gained, Career

204	.....Brian Mitchell.....	1990-99
164	.....Mike Nelms.....	1982-84
102	.....Darrell Green.....	1983-99

# RECORD BOOK: POSTSEASON

## Most Yards Gained, Game

70	.....	Brian Mitchell vs Vikings	.....	01/02/93
60	.....	Mike Nelms vs Lions	.....	01/08/83
56	.....	Nick Giaquinto vs Rams	.....	01/01/84

## Longest Punt Return

34	.....	Darrell Green vs Raiders	.....	01/22/84
15	.....	Brian Mitchell vs Buccaneers	.....	01/15/00
13	.....	Antonio Brown vs Buccaneers	.....	01/07/06

## PUNT RETURNS - AVERAGE YARDAGE

### Highest Average, Career (min. 10 returns)

11.3	.....	Brian Mitchell	.....	1990-99
10.3	.....	Mike Nelms	.....	1982-84

### Highest Average, Game

23.3	.....	Brian Mitchell vs Vikings	.....	01/02/93
20.0	.....	Mike Nelms vs Lions	.....	01/08/83
18.7	.....	Nick Giaquinto vs Rams	.....	01/01/84

## PUNT RETURNS - TOUCHDOWNS

### Most Touchdowns, Career

1	.....	Darrell Green	.....	1983-99
---	-------	---------------	-------	---------

### Most Touchdowns, Game

1*	.....	Darrell Green vs Bears	.....	01/10/88
----	-------	------------------------	-------	----------

## KICKOFF RETURNS

### Most Kickoff Returns, Career

14	.....	Brian Mitchell	.....	1990-99
13	.....	Mike Nelms	.....	1982-84
9	.....	Alvin Garrett	.....	1982-83

### Most Kickoff Returns, Game

6	.....	Rock Cartwright vs Seahawks	.....	01/05/08
6	.....	Eddie Brown vs Vikings	.....	12/18/76
5	.....	Rashad Ross vs Packers	.....	01/10/16
5	.....	Alvin Garrett vs Raiders	.....	01/22/84

## KICK RETURNS - YARDS GAINED

### Most Yards Gained, Career

353	.....	Brian Mitchell	.....	1990-99
308	.....	Mike Nelms	.....	1982-84
178	.....	Alvin Garrett	.....	1982-83

### Most Yards Gained, Game

176	.....	Rock Cartwright vs Seahawks	.....	01/05/08
170	.....	Speedy Duncan vs 49ers	.....	12/26/71
136	.....	Eddie Brown vs Vikings	.....	12/18/76

### Longest Return

100t	.....	Brian Mitchell vs Buccaneers	.....	01/15/00
------	-------	------------------------------	-------	----------

## KICK RETURNS - AVERAGE GAIN

### Highest Average, Career (min. 10 returns)

25.2	.....	Brian Mitchell	.....	1990-99
23.7	.....	Mike Nelms	.....	1982-84

### Highest Average, Game (min. 3 returns)

56.7*	.....	Speedy Duncan vs 49ers	.....	12/26/71
32.0	.....	Mike Nelms vs Dallas	.....	01/22/83
29.3	.....	Rock Cartwright vs Seahawks	.....	01/05/08

## KICK RETURNS - TOUCHDOWNS

### Most Touchdowns, Career

1	.....	Brian Mitchell	.....	1990-99
---	-------	----------------	-------	---------

### Most Touchdowns, Game

1*	.....	Brian Mitchell vs Buccaneers	.....	01/15/00
----	-------	------------------------------	-------	----------

## FUMBLES

### Most Fumbles, Career

3	.....	Kirk Cousins	.....	2016
2	.....	Stephen Davis	.....	1999
2	.....	Brian Mitchell	.....	1990-99

### Most Fumbles, Game

3	.....	Kirk Cousins vs Packers	.....	01/10/16
---	-------	-------------------------	-------	----------

## FUMBLES - YARDS GAINED

### Longest Fumble Return

49	.....	Mike Bass vs Dolphins	.....	01/14/83
----	-------	-----------------------	-------	----------

## FUMBLES - RETURN TOUCHDOWNS

### Most Touchdowns, Career

3	.....	Brad Dusek	.....	1974-81
3	.....	Chris Hanburger	.....	1965-78

## SACKS

### Most Sacks, Career

10.0	.....	Charles Mann	.....	1983-92
8.0	.....	Dexter Manley	.....	1982-87
7.0	.....	Fred Stokes	.....	1991-92

### Most Sacks, Game

3.5	.....	Rich Milot vs Bears	.....	12/30/84
3.0	.....	Fred Stokes vs Vikings	.....	01/02/93
3.0	.....	Wilber Marshall vs Lions	.....	01/12/92
3.0	.....	Charles Mann vs Bears	.....	01/10/88



# SERIES HISTORIES

Contained below are all games contested between the Washington Redskins and the NFL's 31 other active franchises. Games featuring combined teams are not included.

Years listed represent the accompanying NFL season. Postseason games indicated with an asterisk.

## ARIZONA



Redskins lead overall series, 74-45-2  
Cumulative score: Redskins 2,687, Cardinals 2,254

YEAR	DATE	GAME	RESULT
1932	10/16/1932	vs. Chicago	9-0 L
1932	11/27/1932	at Chicago	8-6 W
1933	10/22/1933	vs. Chicago	10-0 W
1933	12/3/1933	at Chicago	0-0
1934	10/28/1934	vs. Chicago	9-0 W
1935	11/24/1935	vs. Chicago	6-0 L
1936	11/1/1936	vs. Chicago	13-10 W
1937	9/24/1937	vs. Chicago	21-14 L
1939	11/19/1939	vs. Chicago	28-7 W
1940	10/13/1940	vs. Chicago	28-21 W
1942	11/8/1942	vs. Chicago	28-0 W
1943	10/24/1943	vs. Chicago	13-7 W
1945	11/4/1945	vs. Chicago	24-21 W
1947	11/23/1947	vs. Chicago	45-21 W
1949	9/26/1949	at Chicago	38-7 L
1950	10/22/1950	vs. Chicago	38-28 L
1951	10/21/1951	vs. Chicago	7-3 W
1951	12/9/1951	at Chicago	20-17 W
1952	9/29/1952	at Chicago	23-7 W
1952	10/12/1952	vs. Chicago	17-6 L
1953	9/27/1953	at Chicago	24-13 W
1953	11/8/1953	vs. Chicago	28-17 W
1954	11/21/1954	at Chicago	38-16 L
1954	12/12/1954	vs. Chicago	37-20 W
1955	10/9/1955	vs. Chicago	24-10 L
1955	11/20/1955	at Chicago	31-0 W
1956	10/14/1956	vs. Chicago	31-3 L
1956	10/28/1956	at Chicago	17-14 W
1957	10/6/1957	at Chicago	37-14 W
1957	10/20/1957	vs. Chicago	44-14 L
1958	10/4/1958	at Chicago	37-10 L
1958	11/9/1958	vs. Chicago	45-31 W
1959	9/27/1959	at Chicago	49-21 L
1959	10/11/1959	vs. Chicago	23-14 W
1960	11/6/1960	at St. Louis	44-7 L
1960	11/20/1960	vs. St. Louis	26-14 L
1961	10/22/1961	vs. St. Louis	24-0 L
1961	12/3/1961	at St. Louis	38-24 L
1962	9/30/1962	vs. St. Louis	24-14 W
1962	10/14/1962	at St. Louis	17-17
1963	10/27/1963	vs. St. Louis	21-7 L
1963	11/10/1963	at St. Louis	24-20 L
1964	10/4/1964	vs. St. Louis	23-17 L
1964	10/18/1964	at St. Louis	38-24 L
1965	10/10/1965	vs. St. Louis	37-16 L
1965	10/24/1965	vs. St. Louis	24-20 W
1966	9/18/1966	at St. Louis	23-7 L
1966	10/23/1966	vs. St. Louis	26-20 W
1967	11/5/1967	vs. St. Louis	27-21 L
1968	10/20/1968	at St. Louis	41-14 L
1969	10/12/1969	vs. St. Louis	33-17 W
1970	9/27/1970	at St. Louis	27-17 L
1970	12/20/1970	vs. St. Louis	28-27 W
1971	9/19/1971	at St. Louis	24-17 W
1971	10/17/1971	vs. St. Louis	20-0 W
1972	9/24/1972	vs. St. Louis	24-10 W
1972	10/15/1972	at St. Louis	33-3 W
1973	9/23/1973	at St. Louis	34-27 L

1973	10/21/1973	vs. St. Louis	31-13 W
1974	9/22/1974	vs. St. Louis	17-10 L
1974	10/27/1974	at St. Louis	23-20 L
1975	10/13/1975	vs. St. Louis	27-17 W
1975	11/16/1975	at St. Louis	20-17 [OT] L
1976	10/25/1976	vs. St. Louis	20-10 W
1976	11/21/1976	at St. Louis	16-10 W
1977	10/2/1977	vs. St. Louis	24-14 W
1977	12/10/1977	at St. Louis	26-20 W
1978	9/17/1978	at St. Louis	28-10 W
1978	11/19/1978	vs. St. Louis	27-17 L
1979	9/23/1979	at St. Louis	17-7 W
1979	11/11/1979	vs. St. Louis	30-28 W
1980	10/19/1980	vs. St. Louis	23-0 W
1980	12/21/1980	at St. Louis	31-7 W
1981	9/20/1981	at St. Louis	40-30 L
1981	11/1/1981	vs. St. Louis	42-21 W
1982	12/12/1982	at St. Louis	12-7 W
1982	1/2/1983	vs. St. Louis	28-0 W
1983	10/9/1983	at St. Louis	38-14 W
1983	11/6/1983	vs. St. Louis	45-7 W
1984	10/21/1984	at St. Louis	26-24 L
1984	12/16/1984	vs. St. Louis	29-27 W
1985	10/7/1985	vs. St. Louis	27-10 W
1985	12/21/1985	at St. Louis	27-16 W
1986	10/19/1986	vs. St. Louis	28-21 W
1986	11/30/1986	at St. Louis	20-17 W
1987	10/4/1987	vs. St. Louis	28-21 W
1987	12/6/1987	at St. Louis	34-17 W
1988	9/25/1988	at Phoenix	30-21 L
1988	10/16/1988	vs. Phoenix	33-17 W
1989	10/3/1989	vs. Phoenix	30-28 W
1989	12/3/1989	at Phoenix	29-10 W
1990	9/9/1990	vs. Phoenix	31-0 W
1990	9/30/1990	at Phoenix	38-10 W
1991	9/15/1991	vs. Phoenix	34-0 W
1991	12/8/1991	at Phoenix	20-14 W
1992	10/4/1992	at Phoenix	27-24 L
1992	11/29/1992	vs. Phoenix	41-3 W
1993	9/12/1993	vs. Phoenix	17-10 L
1993	10/17/1993	at Phoenix	36-6 L
1994	10/16/1994	vs. Arizona	19-16 [OT] L
1994	12/11/1994	at Arizona	17-15 L
1995	9/3/1995	vs. Arizona	27-7 W
1995	10/15/1995	at Arizona	24-20 L
1996	11/10/1996	vs. Arizona	37-34 [OT] L
1996	12/15/1996	at Arizona	27-28 L
1997	9/14/1997	vs. Arizona	19-13 [OT] W
1997	12/7/1997	at Arizona	38-28 W
1998	11/8/1998	at Arizona	29-27 L
1998	11/22/1998	vs. Arizona	45-42 L
1999	10/17/1999	at Arizona	24-10 W
1999	12/12/1999	vs. Arizona	28-3 W
2000	11/5/2000	at Arizona	16-15 L
2000	12/24/2000	vs. Arizona	20-3 W
2001	12/9/2001	at Arizona	20-10 W
2001	1/6/2002	vs. Arizona	20-17 W
2002	9/8/2002	vs. Arizona	31-23 W
2005	12/11/2005	at Arizona	17-13 W
2007	10/21/2007	vs. Arizona	21-19 W
2008	9/21/2008	vs. Arizona	24-17 W
2011	9/18/2011	vs. Arizona	22-21 W
2014	10/12/2014	at Arizona	30-20 L

## ATLANTA



Redskins lead overall series, 15-9-1  
Cumulative score: Redskins 622, Falcons 486

YEAR	DATE	GAME	RESULT
1966	10/9/1966	vs. Atlanta	33-20 W
1967	10/15/1967	at Atlanta	20-20
1969	11/23/1969	vs. Atlanta	27-20 W

1972	11/20/1972	vs. Atlanta	24-13 W
1975	12/7/1975	at Atlanta	30-27 W
1977	9/25/1977	vs. Atlanta	10-6 W
1978	12/10/1978	at Atlanta	20-17 L
1979	9/30/1979	at Atlanta	16-7 W
1980	11/30/1980	at Atlanta	10-6 L
1983	12/4/1983	vs. Atlanta	37-21 W
1984	11/5/1984	vs. Atlanta	27-14 W
1985	11/3/1985	at Atlanta	44-10 W
1987	9/20/1987	at Atlanta	21-20 L
1989	12/17/1989	at Atlanta	31-30 W
1991	11/10/1991	vs. Atlanta	56-17 W*
1991	1/4/1992	vs. Atlanta	24-7 W
1992	9/13/1992	vs. Atlanta	24-17 W
1993	12/19/1993	vs. Atlanta	30-17 W
1994	9/25/1994	vs. Atlanta	27-20 L
2003	9/14/2003	at Atlanta	33-31 W
2006	12/3/2006	vs. Atlanta	24-14 L
2009	11/8/2009	at Atlanta	31-17 L
2012	10/7/2012	vs. Atlanta	24-17 L
2013	12/15/2013	at Atlanta	27-26 L
2015	10/11/2015	at Atlanta	25-19 [OT] L

## BALTIMORE



Redskins trail overall series, 2-3  
Cumulative score: Redskins 78, Ravens 92

YEAR	DATE	GAME	RESULT
1997	10/26/1997	vs. Baltimore	20-17 L
2000	10/15/2000	vs. Baltimore	10-3 W
2004	10/10/2004	vs. Baltimore	17-10 L
2008	12/7/2008	at Baltimore	24-17 L
2012	12/9/2012	vs. Baltimore	31-28 [OT] W

## BUFFALO



Redskins trail overall series, 6-8  
Cumulative score: Redskins 273, Bills 289

YEAR	DATE	GAME	RESULT
1972	12/17/1972	vs. Buffalo	24-17 L
1977	12/4/1977	at Buffalo	10-0 W
1981	11/29/1981	at Buffalo	21-14 L
1984	11/25/1984	vs. Buffalo	41-14 W
1987	11/1/1987	at Buffalo	27-7 W
1990	12/30/1990	vs. Buffalo	29-14 W
1991	1/26/1992	vs. Buffalo	37-24 W*



1993	11/1/1993	at Buffalo	24-10 L
1996	11/3/1996	at Buffalo	38-13 L
1999	11/7/1999	vs. Buffalo	34-17 L
2003	10/19/2003	at Buffalo	24-7 L
2007	12/2/2007	vs. Buffalo	17-16 L
2011	10/30/2011	at Buffalo	23-0 L
2015	12/20/2015	vs. Buffalo	35-25 W

# SERIES HISTORIES

## CAROLINA



Redskins lead overall series, 7-5  
Cumulative score: Redskins 247, Panthers 270


YEAR	DATE	GAME	RESULT
1995	12/24/1995	vs. Carolina	20-17 W
1997	8/31/1997	at Carolina	24-10 W
1998	12/13/1998	at Carolina	28-25 W
1999	10/3/1999	vs. Carolina	38-36 W
2000	9/3/2000	vs. Carolina	20-17 W
2001	10/21/2001	vs. Carolina	17-14 [OT] W
2003	11/16/2003	at Carolina	20-17 L
2006	11/26/2006	vs. Carolina	17-13 W
2009	10/11/2009	at Carolina	20-17 L
2011	10/23/2011	at Carolina	33-20 L
2012	11/4/2012	vs. Carolina	21-13 L
2015	11/22/2015	at Carolina	44-16 L

## CHICAGO



Redskins lead overall series, 25-23-1  
Cumulative score: Redskins 893, Bears 1,049

YEAR	DATE	GAME	RESULT
1932	10/30/1932	vs. Chicago	7-7
1933	10/1/1933	at Chicago	7-0 L
1933	11/5/1933	vs. Chicago	10-0 W
1934	11/11/1934	vs. Chicago	21-0 L
1935	11/10/1935	vs. Chicago	30-14 L
1936	11/15/1936	vs. Chicago	26-0 L
1937	12/12/1937	at Chicago	28-21 W*
1938	11/13/1938	at Chicago	31-7 L
1940	11/17/1940	vs. Chicago	7-3 W
1940	12/8/1940	vs. Chicago	73-0 L*
1941	11/16/1941	at Chicago	35-21 L
1942	12/13/1942	vs. Chicago	14-6 W*



1943	11/21/1943	vs. Chicago	21-7 W
1943	12/26/1943	at Chicago	41-21 L*
1945	11/18/1945	vs. Chicago	28-21 W
1946	11/17/1946	at Chicago	24-20 L
1947	10/26/1947	vs. Chicago	56-20 L
1948	11/28/1948	at Chicago	48-13 L
1949	11/20/1949	vs. Chicago	31-21 L
1951	11/4/1951	vs. Chicago	27-0 L
1953	11/15/1953	vs. Chicago	27-24 L
1957	12/1/1957	at Chicago	14-3 W
1964	10/25/1964	vs. Chicago	27-20 W
1968	9/15/1968	at Chicago	38-28 W
1971	11/14/1971	at Chicago	16-15 L

1974	12/15/1974	vs. Chicago	42-0 W
1976	10/3/1976	at Chicago	33-7 L
1978	12/16/1978	vs. Chicago	14-10 L
1980	11/9/1980	at Chicago	35-21 L
1981	10/1/1981	at Chicago	24-7 W
1984	12/30/1984	vs. Chicago	23-19 L*
1985	9/29/1985	at Chicago	45-10 L
1986	1/3/1987	at Chicago	27-13 W*
1987	1/10/1988	at Chicago	21-17 W*
1988	11/13/1988	vs. Chicago	34-14 L
1989	11/26/1989	vs. Chicago	38-14 W
1990	12/9/1990	vs. Chicago	10-9 W
1991	10/6/1991	at Chicago	20-7 W
1996	9/8/1996	vs. Chicago	10-3 W
1997	11/2/1997	at Chicago	31-8 W
1999	10/31/1999	vs. Chicago	48-22 W
2001	12/23/2001	vs. Chicago	20-15 L
2003	12/21/2003	at Chicago	27-24 L
2004	10/17/2004	at Chicago	13-10 W
2005	9/11/2005	vs. Chicago	9-7 W
2007	12/6/2007	vs. Chicago	24-16 W
2010	10/24/2010	at Chicago	17-14 W
2013	10/20/2013	vs. Chicago	45-41 W
2015	12/13/2015	at Chicago	24-21 W

## CINCINNATI



Redskins trail overall series, 4-5  
Cumulative score: Redskins 197, Bengals 188

YEAR	DATE	GAME	RESULT
1970	10/25/1970	vs. Cincinnati	20-0 W
1974	10/6/1974	at Cincinnati	28-17 L
1979	12/9/1979	vs. Cincinnati	28-14 W
1985	12/15/1985	vs. Cincinnati	27-24 W
1988	12/17/1988	at Cincinnati	20-17 [OT] L
1991	9/22/1991	at Cincinnati	34-27 W
2004	11/14/2004	vs. Cincinnati	17-10 L
2008	12/14/2008	at Cincinnati	20-13 L
2012	9/23/2012	vs. Cincinnati	38-31 L

## CLEVELAND



Redskins trail overall series, 11-33-1  
Cumulative score: Redskins 732, Browns 1,122

YEAR	DATE	GAME	RESULT
1950	11/19/1950	at Cleveland	20-14 L
1950	12/10/1950	vs. Cleveland	45-21 L
1951	10/14/1951	at Cleveland	45-0 L
1952	10/26/1952	at Cleveland	19-15 L
1952	11/30/1952	vs. Cleveland	48-24 L
1953	10/18/1953	vs. Cleveland	30-14 L
1953	11/1/1953	at Cleveland	27-3 L
1954	11/7/1954	at Cleveland	62-3 L
1954	12/5/1954	vs. Cleveland	34-14 L
1955	9/25/1955	at Cleveland	27-17 W
1955	10/16/1955	vs. Cleveland	24-14 L
1956	10/21/1956	vs. Cleveland	20-9 W
1956	11/25/1956	at Cleveland	20-17 W
1957	11/3/1957	at Cleveland	21-17 L
1957	11/17/1957	vs. Cleveland	30-30
1958	11/16/1958	vs. Cleveland	20-10 L
1958	11/30/1958	at Cleveland	21-14 L
1959	10/25/1959	at Cleveland	34-7 L
1959	11/15/1959	vs. Cleveland	31-17 L
1960	10/30/1960	vs. Cleveland	31-10 L
1960	12/4/1960	at Cleveland	27-16 L
1961	10/8/1961	at Cleveland	31-7 L
1961	11/12/1961	vs. Cleveland	17-6 L
1962	9/23/1962	at Cleveland	17-16 W

1962	11/11/1962	vs. Cleveland	17-9 W
1963	9/15/1963	at Cleveland	37-14 L
1963	12/15/1963	vs. Cleveland	27-20 L
1964	9/13/1964	vs. Cleveland	27-13 L
1964	11/8/1964	at Cleveland	34-24 L
1965	9/19/1965	vs. Cleveland	17-7 L
1965	12/5/1965	at Cleveland	24-16 L
1966	9/11/1966	vs. Cleveland	38-14 L
1966	11/20/1966	at Cleveland	14-3 L
1967	11/26/1967	at Cleveland	42-37 L
1968	12/8/1968	vs. Cleveland	24-21 L
1969	9/28/1969	at Cleveland	27-23 L
1971	12/19/1971	vs. Cleveland	20-13 L
1975	10/26/1975	at Cleveland	23-7 W
1979	10/14/1979	at Cleveland	13-9 W
1985	10/27/1985	at Cleveland	14-7 W
1988	11/27/1988	vs. Cleveland	17-13 L
1991	10/13/1991	vs. Cleveland	42-17 W
2004	10/3/2004	at Cleveland	17-13 L
2008	10/19/2008	vs. Cleveland	14-11 W
2012	12/16/2012	at Cleveland	38-21 W

## DALLAS



Redskins trail overall series, 44-66-2  
Cumulative score: Redskins 2,170, Cowboys 2,552

YEAR	DATE	GAME	RESULT
1960	10/9/1960	vs. Dallas	26-14 W
1961	11/19/1961	at Dallas	28-28
1961	12/17/1961	vs. Dallas	34-24 W
1962	9/16/1962	at Dallas	35-35
1962	11/4/1962	vs. Dallas	38-10 L
1963	9/29/1963	vs. Dallas	21-17 W
1963	11/3/1963	at Dallas	35-20 L
1964	9/20/1964	at Dallas	24-18 L
1964	11/22/1964	vs. Dallas	28-16 W
1965	9/26/1965	at Dallas	27-7 L
1965	11/28/1965	vs. Dallas	34-31 W
1966	11/13/1966	vs. Dallas	31-30 L
1966	12/11/1966	at Dallas	34-31 W
1967	10/8/1967	vs. Dallas	17-14 L
1967	11/19/1967	at Dallas	27-20 W
1968	11/17/1968	vs. Dallas	44-24 L
1968	11/28/1968	at Dallas	29-20 L
1969	11/16/1969	vs. Dallas	41-28 L
1969	12/21/1969	at Dallas	20-10 L
1970	11/22/1970	vs. Dallas	45-21 L
1970	12/6/1970	at Dallas	34-0 L
1971	10/3/1971	at Dallas	20-16 W
1971	11/21/1971	vs. Dallas	13-0 L
1972	10/22/1972	vs. Dallas	24-20 W
1972	12/9/1972	at Dallas	34-24 L
1972	12/31/1972	vs. Dallas	26-3 W*
1973	10/8/1973	vs. Dallas	14-7 W
1973	12/9/1973	at Dallas	27-7 L
1974	11/17/1974	vs. Dallas	28-21 W
1974	11/28/1974	at Dallas	24-23 L
1975	11/2/1975	vs. Dallas	30-24 [OT] W
1975	12/13/1975	at Dallas	31-10 L
1976	10/31/1976	vs. Dallas	20-7 L
1976	12/12/1976	at Dallas	27-14 W
1977	10/16/1977	at Dallas	34-16 L
1977	11/27/1977	vs. Dallas	14-7 L
1978	10/2/1978	vs. Dallas	9-5 W
1978	11/23/1978	at Dallas	37-10 L
1979	11/18/1979	vs. Dallas	34-20 W
1979	12/16/1979	at Dallas	35-34 L
1980	9/8/1980	vs. Dallas	17-3 L
1980	11/23/1980	at Dallas	14-10 L
1981	9/6/1981	vs. Dallas	26-10 L
1981	11/22/1981	at Dallas	24-10 L
1982	12/5/1982	vs. Dallas	24-10 L

# SERIES HISTORIES

1982	1/22/1983	vs. Dallas	31-17 W*
1983	9/5/1983	vs. Dallas	31-30 L
1983	12/11/1983	at Dallas	31-10 W
1984	10/14/1984	vs. Dallas	34-14 W
1984	12/9/1984	at Dallas	30-28 W
1985	9/9/1985	at Dallas	44-14 L
1985	11/10/1985	vs. Dallas	13-7 L
1986	10/12/1986	at Dallas	30-6 L
1986	11/23/1986	vs. Dallas	41-14 W
1987	10/19/1987	at Dallas	13-7 W
1987	12/13/1987	vs. Dallas	24-20 W
1988	10/9/1988	at Dallas	35-17 W
1988	12/11/1988	vs. Dallas	24-17 L
1989	9/24/1989	at Dallas	30-7 W
1989	11/5/1989	vs. Dallas	13-3 L
1990	9/23/1990	vs. Dallas	19-15 W
1990	11/22/1990	at Dallas	27-17 L
1991	9/9/1991	at Dallas	33-31 W
1991	11/24/1991	vs. Dallas	24-21 L
1992	9/7/1992	at Dallas	23-10 L
1992	12/13/1992	vs. Dallas	20-17 W
1993	9/6/1993	vs. Dallas	35-16 W
1993	12/26/1993	at Dallas	38-3 L
1994	10/2/1994	vs. Dallas	34-7 W
1994	11/20/1994	at Dallas	31-7 L
1995	10/1/1995	vs. Dallas	27-23 W
1995	12/3/1995	at Dallas	24-17 W
1996	11/28/1996	vs. Dallas	21-10 L
1996	12/22/1996	vs. Dallas	37-10 W
1997	10/13/1997	vs. Dallas	21-16 W
1997	11/16/1997	at Dallas	17-14 L
1998	10/4/1998	vs. Dallas	31-10 W
1998	12/27/1998	at Dallas	23-7 L
1999	9/12/1999	vs. Dallas	41-35 (OT) L
1999	10/24/1999	at Dallas	38-20 W
2000	9/18/2000	vs. Dallas	27-21 L
2000	12/10/2000	at Dallas	32-13 L
2001	10/15/2001	at Dallas	9-7 L
2001	12/2/2001	vs. Dallas	20-14 W
2002	11/28/2002	at Dallas	27-20 W
2002	12/29/2002	vs. Dallas	20-14 W
2003	11/2/2003	at Dallas	21-14 L
2003	12/14/2003	vs. Dallas	27-0 L
2004	9/27/2004	vs. Dallas	21-18 L
2004	12/26/2004	at Dallas	13-10 L
2005	9/19/2005	at Dallas	14-13 W
2005	12/18/2005	vs. Dallas	35-7 W
2006	9/17/2006	at Dallas	27-10 W
2006	11/5/2006	vs. Dallas	22-19 W
2007	11/18/2007	at Dallas	28-23 L
2007	12/30/2007	vs. Dallas	27-6 W
2008	9/28/2008	at Dallas	26-24 W
2008	11/16/2008	vs. Dallas	14-10 L
2009	11/22/2009	at Dallas	7-6 L
2009	12/27/2009	vs. Dallas	17-0 L
2010	9/12/2010	vs. Dallas	13-7 W
2010	12/19/2010	at Dallas	33-30 W
2011	9/26/2011	at Dallas	18-16 L
2011	11/20/2011	vs. Dallas	27-24 (OT) L
2012	11/22/2012	at Dallas	38-31 W
2012	12/30/2012	vs. Dallas	28-18 W
2013	10/13/2013	at Dallas	31-16 L
2013	12/22/2013	vs. Dallas	24-23 L
2014	10/27/2014	at Dallas	20-17 (OT) W
2014	12/28/2014	vs. Dallas	44-17 L
2015	12/7/2015	vs. Dallas	19-16 L
2015	1/3/2016	at Dallas	34-23 W

## DENVER



Redskins trail overall series, 6-7  
Cumulative score: Redskins 313, Broncos 253

YEAR	DATE	GAME	RESULT
1970	11/1/1970	at Denver	19-3 W
1974	9/30/1974	vs. Denver	30-3 W
1980	10/13/1980	at Denver	20-17 L
1986	12/13/1986	at Denver	31-30 L
1987	1/31/1988	vs. Denver	42-10 W*



1989	11/20/1989	vs. Denver	14-10 L
1992	10/12/1992	vs. Denver	34-3 W
1995	9/17/1995	at Denver	38-31 L
1998	9/27/1998	vs. Denver	38-16 L
2001	11/18/2001	at Denver	17-10 W
2005	10/9/2005	at Denver	21-19 L
2009	11/15/2009	vs. Denver	27-17 W
2013	10/27/2013	at Denver	45-21 L

## DETROIT



Redskins lead overall series, 30-13  
Cumulative score: Redskins 953, Lions 685

YEAR	DATE	GAME	RESULT
1932	11/20/1932	at Portsmouth	10-0 L
1933	10/15/1933	vs. Portsmouth	13-0 L
1934	10/17/1934	at Detroit	24-0 L
1935	10/13/1935	vs. Detroit	17-7 L
1935	10/30/1935	at Detroit	14-0 L
1938	10/16/1938	at Detroit	7-5 W
1939	11/26/1939	vs. Detroit	31-7 W
1940	10/27/1940	at Detroit	20-14 W
1942	11/29/1942	at Detroit	15-3 W
1943	11/14/1943	vs. Detroit	42-20 W
1946	10/6/1946	vs. Detroit	17-16 W
1947	11/16/1947	at Detroit	38-21 L
1948	11/14/1948	vs. Detroit	46-21 W
1951	9/30/1951	at Detroit	35-17 W
1956	11/11/1956	vs. Detroit	18-17 W
1965	10/3/1965	at Detroit	14-10 L
1968	12/15/1968	vs. Detroit	14-3 W
1970	10/11/1970	vs. Detroit	31-10 W
1973	11/22/1973	at Detroit	20-0 W
1976	10/17/1976	vs. Detroit	20-7 W
1978	10/8/1978	at Detroit	21-19 W
1979	9/9/1979	at Detroit	27-24 W
1981	11/8/1981	vs. Detroit	33-31 W
1982	1/8/1983	vs. Detroit	31-7 W*
1983	10/23/1983	vs. Detroit	38-17 W
1984	11/11/1984	vs. Detroit	28-14 W

1985	10/13/1985	vs. Detroit	24-3 W
1987	11/15/1987	vs. Detroit	20-13 W
1990	11/4/1990	at Detroit	41-38 (OT) W
1991	9/1/1991	vs. Detroit	45-0 W
1991	1/12/1992	vs. Detroit	41-10 W*
1992	9/20/1992	vs. Detroit	13-10 W
1995	10/22/1995	vs. Detroit	36-30 (OT) W
1997	11/9/1997	vs. Detroit	30-7 W
1999	12/5/1999	at Detroit	33-17 L
1999	1/8/2000	vs. Detroit	27-13 W*
2000	9/10/2000	at Detroit	15-10 L
2004	11/7/2004	at Detroit	17-10 W
2007	10/7/2007	vs. Detroit	34-3 W
2008	10/26/2008	at Detroit	25-17 W
2009	9/27/2009	at Detroit	19-14 L
2010	10/31/2010	at Detroit	37-25 L
2013	9/22/2013	vs. Detroit	27-20 L

## GREEN BAY



Redskins trail overall series, 14-20-1  
Cumulative score: Redskins 547, Packers 681

YEAR	DATE	GAME	RESULT
1932	11/13/1932	vs. Green Bay	21-0 L
1933	9/17/1933	at Green Bay	7-7
1933	11/19/1933	vs. Green Bay	20-7 W
1934	11/4/1934	vs. Green Bay	10-0 L
1936	10/11/1936	at Green Bay	31-2 L
1936	11/8/1936	vs. Green Bay	7-3 L
1936	12/13/1936	vs. Green Bay	21-6 L*
1937	11/28/1937	vs. Green Bay	14-6 W
1939	10/29/1939	at Green Bay	24-14 L
1941	11/30/1941	vs. Green Bay	22-17 L
1943	10/17/1943	at Green Bay	33-7 W
1946	12/1/1946	vs. Green Bay	20-7 L
1947	10/19/1947	at Green Bay	27-10 W
1948	10/24/1948	at Green Bay	23-7 W
1949	12/4/1949	vs. Green Bay	30-0 W
1950	9/24/1950	at Green Bay	35-21 L
1952	10/5/1952	at Green Bay	35-20 L
1956	10/19/1956	vs. Green Bay	37-21 W
1959	11/22/1959	at Green Bay	21-0 L
1968	11/24/1968	vs. Green Bay	27-7 L
1972	11/26/1972	vs. Green Bay	21-16 W
1972	12/24/1972	vs. Green Bay	16-3 W*
1974	11/3/1974	at Green Bay	17-6 W
1977	11/21/1977	vs. Green Bay	10-9 W
1979	12/2/1979	vs. Green Bay	38-21 W
1983	10/17/1983	at Green Bay	48-47 L
1986	11/9/1986	at Green Bay	16-7 W
1988	10/23/1988	at Green Bay	20-17 W
2001	9/24/2001	at Green Bay	37-0 L
2002	10/20/2002	at Green Bay	30-9 L
2004	10/31/2004	vs. Green Bay	28-14 L
2007	10/14/2007	at Green Bay	17-14 L
2010	10/10/2010	vs. Green Bay	16-13 (OT) W
2013	9/15/2013	at Green Bay	38-20 L
2015	1/10/2016	vs. Green Bay	35-18 L*

## HOUSTON



Overall series is tied, 2-2  
Cumulative score: Redskins 90, Texans 72

YEAR	DATE	GAME	RESULT
2002	12/22/2002	vs. Houston	26-10 W
2006	9/24/2006	at Houston	31-15 W
2010	9/19/2010	vs. Houston	30-27 (OT) L
2014	9/7/2014	at Houston	17-6 L

# SERIES HISTORIES

## INDIANAPOLIS



Redskins trail overall series, 10-20  
Cumulative score: Redskins 602, Colts 780

YEAR	DATE	GAME	RESULT
1953	10/25/1953	... at Baltimore	27-17 L
1954	10/31/1954	... vs. Baltimore	24-21 W
1955	10/23/1955	... at Baltimore	14-13 W
1956	12/23/1956	... at Baltimore	19-17 L
1957	11/10/1957	... vs. Baltimore	21-17 L
1958	10/26/1958	... at Baltimore	35-10 L
1959	11/8/1959	... vs. Baltimore	27-24 W
1960	9/25/1960	... at Baltimore	20-0 L
1961	11/26/1961	... vs. Baltimore	27-6 L
1962	12/8/1962	... at Baltimore	34-21 L
1963	12/1/1963	... vs. Baltimore	36-20 L
1964	12/13/1964	... at Baltimore	45-17 L
1965	10/17/1965	... vs. Baltimore	38-7 L
1966	11/6/1966	... at Baltimore	37-10 L
1967	10/29/1967	... vs. Baltimore	17-13 L
1969	11/2/1969	... at Baltimore	41-17 L
1973	11/18/1973	... vs. Baltimore	22-14 W
1977	11/7/1977	... at Baltimore	10-3 L
1978	11/6/1978	... at Baltimore	21-17 L
1981	12/13/1981	... vs. Baltimore	38-14 W
1984	10/7/1984	... at Indianapolis	35-7 W
1990	12/22/1990	... at Indianapolis	35-28 W
1993	11/7/1993	... vs. Indianapolis	30-24 W
1994	10/23/1994	... at Indianapolis	41-27 W
1996	10/27/1996	... vs. Indianapolis	31-16 W
1999	12/19/1999	... at Indianapolis	24-21 L
2002	10/27/2002	... vs. Indianapolis	26-21 W
2006	10/22/2006	... at Indianapolis	36-22 L
2010	10/17/2010	... vs. Indianapolis	27-24 L
2014	11/30/2014	... at Indianapolis	49-27 L

## JACKSONVILLE



Redskins lead overall series, 5-1  
Cumulative score: Redskins 163, Jaguars 111

YEAR	DATE	GAME	RESULT
1997	9/28/1997	... vs. Jacksonville	24-12 W
2000	10/22/2000	... at Jacksonville	35-16 W
2002	11/10/2002	... at Jacksonville	26-7 L
2006	10/1/2006	... vs. Jacksonville	36-30 (OT) W
2010	12/26/2010	... at Jacksonville	20-17 (OT) W
2014	9/14/2014	... vs. Jacksonville	41-10 W

## KANSAS CITY



Redskins trail overall series, 1-8  
Cumulative score: Redskins 146, Chiefs 263

YEAR	DATE	GAME	RESULT
1971	10/24/1971	... at Kansas City	27-20 L
1976	10/10/1976	... vs. Kansas City	33-30 L
1983	9/18/1983	... vs. Kansas City	27-12 W
1992	11/15/1992	... at Kansas City	35-16 W
1995	11/5/1995	... at Kansas City	24-3 L
2001	9/30/2001	... vs. Kansas City	45-13 L
2005	10/16/2005	... at Kansas City	28-21 L
2009	10/18/2009	... vs. Kansas City	14-6 L
2013	12/8/2013	... vs. Kansas City	45-10 L

## LOS ANGELES



Redskins lead overall series, 25-13-1  
Cumulative score: Redskins 904, Rams 719

YEAR	DATE	GAME	RESULT
1937	11/21/1937	... at Cleveland	16-7 W
1938	9/25/1938	... vs. Cleveland	37-13 W
1941	10/26/1941	... vs. Cleveland	17-13 W
1942	10/11/1942	... vs. Cleveland	33-14 W
1944	11/5/1944	... vs. Cleveland	14-10 W
1945	12/16/1945	... at Cleveland	15-14 L*
1948	12/5/1948	... vs. Los Angeles	41-13 L
1949	12/11/1949	... at Los Angeles	53-27 L
1951	11/25/1951	... vs. Los Angeles	31-21 W
1962	10/7/1962	... vs. Los Angeles	20-14 W
1963	9/21/1963	... at Los Angeles	37-14 W
1967	10/22/1967	... at Los Angeles	28-28
1969	11/30/1969	... vs. Los Angeles	24-13 L
1971	12/13/1971	... at Los Angeles	38-24 W
1974	12/9/1974	... at Los Angeles	23-17 W
1974	12/22/1974	... at Los Angeles	19-10 L*
1977	12/17/1977	... vs. Los Angeles	17-14 W
1981	12/20/1981	... at Los Angeles	30-7 W
1983	11/20/1983	... at Los Angeles	42-20 W
1983	1/1/1984	... vs. Los Angeles	51-7 W*
1986	12/28/1986	... vs. Los Angeles	19-7 W*
1987	11/23/1987	... vs. Los Angeles	30-26 L
1991	12/1/1991	... at Los Angeles	27-6 W
1993	11/21/1993	... at Los Angeles	10-6 L
1994	12/24/1994	... at Los Angeles	24-21 W
1995	12/17/1995	... at St. Louis	35-23 W
1996	9/22/1996	... at St. Louis	17-10 W
1997	11/30/1997	... vs. St. Louis	23-20 L
2000	11/20/2000	... at St. Louis	33-20 L
2002	11/24/2002	... vs. St. Louis	20-17 W
2005	12/4/2005	... at St. Louis	24-9 W
2006	12/24/2006	... at St. Louis	37-31 (OT) L
2008	10/12/2008	... vs. St. Louis	19-17 L
2009	9/20/2009	... vs. St. Louis	9-7 W
2010	9/26/2010	... at St. Louis	30-16 L
2011	10/2/2011	... at St. Louis	17-10 W
2012	9/16/2012	... at St. Louis	31-28 L
2014	12/7/2014	... vs. St. Louis	24-0 L
2015	9/20/2015	... vs. St. Louis	24-10 W

## MIAMI



Redskins trail overall series, 5-9  
Cumulative score: Redskins 233, Dolphins 256

YEAR	DATE	GAME	RESULT
1972	1/14/1973	... vs. Miami	14-7 L*
1974	10/13/1974	... vs. Miami	20-17 W
1978	12/3/1978	... vs. Miami	16-0 L
1981	10/18/1981	... at Miami	13-10 L
1982	1/30/1983	... vs. Miami	27-17 W*



1984	9/2/1984	... vs. Miami	35-17 L
1987	12/20/1987	... at Miami	23-21 L
1990	12/2/1990	... vs. Miami	42-20 W
1993	10/4/1993	... at Miami	17-10 L
1999	1/2/2000	... vs. Miami	21-10 W
2003	11/23/2003	... at Miami	24-23 L
2007	9/9/2007	... vs. Miami	16-13 (OT) W
2011	11/13/2011	... at Miami	20-9 L
2015	9/13/2015	... vs. Miami	17-10 L

## MINNESOTA



Overall series is tied, 12-12  
Cumulative score: Redskins 528, Vikings 566

YEAR	DATE	GAME	RESULT
1968	11/3/1968	... at Minnesota	27-14 L
1970	11/8/1970	... vs. Minnesota	19-10 L
1972	9/18/1972	... at Minnesota	24-21 W
1973	12/22/1973	... at Minnesota	27-20 L*
1975	11/30/1975	... vs. Minnesota	31-30 W
1976	12/18/1976	... at Minnesota	35-20 L*
1980	11/2/1980	... vs. Minnesota	39-14 W
1982	1/15/1983	... vs. Minnesota	21-7 W*
1984	11/29/1984	... at Minnesota	31-17 W
1986	11/2/1986	... vs. Minnesota	44-38 (OT) W
1987	12/26/1987	... at Minnesota	27-24 (OT) W
1987	1/17/1988	... vs. Minnesota	17-10 W*
1992	10/25/1992	... at Minnesota	15-13 W
1992	1/2/1993	... at Minnesota	24-7 W*
1993	12/31/1993	... vs. Minnesota	14-9 L
1998	10/18/1998	... at Minnesota	41-7 L
2004	1/2/2005	... vs. Minnesota	21-18 W
2006	9/11/2006	... vs. Minnesota	19-16 L
2007	12/23/2007	... at Minnesota	32-21 W
2010	11/28/2010	... vs. Minnesota	17-13 L
2011	12/24/2011	... vs. Minnesota	33-26 L
2012	10/14/2012	... vs. Minnesota	38-26 W
2013	11/7/2013	... at Minnesota	34-27 L
2014	11/2/2014	... at Minnesota	29-26 L

## NEW ENGLAND



Redskins lead overall series, 6-4  
Cumulative score: Redskins 205, Patriots 232

YEAR	DATE	GAME	RESULT
1972	10/1/1972	... at New England	24-23 L
1978	9/3/1978	... at New England	16-14 W
1981	10/25/1981	... vs. New England	24-22 W
1984	9/23/1984	... at New England	26-20 W
1990	12/15/1990	... at New England	25-10 W
1996	10/13/1996	... at New England	27-22 W
2003	9/28/2003	... vs. New England	20-17 W
2007	10/28/2007	... at New England	52-7 L
2011	12/11/2011	... vs. New England	34-27 L
2015	11/8/2015	... at New England	27-10 L

## NEW ORLEANS



Redskins lead overall series, 17-8  
Cumulative score: Redskins 609, Saints 480

YEAR	DATE	GAME	RESULT
1967	9/24/1967	... at New Orleans	30-10 W
1967	12/17/1967	... vs. New Orleans	30-14 L
1968	9/22/1968	... at New Orleans	37-17 L
1969	9/21/1969	... at New Orleans	26-20 W
1969	12/14/1969	... vs. New Orleans	17-14 W

# SERIES HISTORIES

1971...10/31/1971...vs. New Orleans.....24-14 W  
 1973...10/28/1973...at New Orleans.....19-3 L  
 1975...9/21/1975...vs. New Orleans.....41-3 W  
 1979...10/28/1979...vs. New Orleans.....14-10 L  
 1980...10/26/1980...vs. New Orleans.....22-14 W  
 1982...12/26/1982...at New Orleans.....27-10 W  
 1986...10/5/1986...at New Orleans.....14-6 W  
 1988...11/6/1988...vs. New Orleans.....27-24 W  
 1989...10/1/1989...vs. New Orleans.....16-14 W  
 1990...11/18/1990...vs. New Orleans.....31-17 W  
 1992...11/23/1992...at New Orleans.....20-3 L  
 1994...9/11/1994...at New Orleans.....38-24 W  
 2001...12/30/2001...at New Orleans.....40-10 W  
 2002...10/13/2002...vs. New Orleans.....43-27 L  
 2003...11/30/2003...vs. New Orleans.....24-20 L  
 2006...12/17/2006...at New Orleans.....16-10 W  
 2008...9/14/2008...vs. New Orleans.....29-24 W  
 2009...12/6/2009...vs. New Orleans.....33-30 [OT] L  
 2012...9/9/2012...at New Orleans.....40-32 W  
 2015...11/15/2015...vs. New Orleans.....47-14 W

1954...10/24/1954...at NY Giants.....24-7 L  
 1955...10/30/1955...at NY Giants.....35-7 L  
 1955...12/4/1955...vs. NY Giants.....27-20 L  
 1956...11/18/1956...vs. NY Giants.....33-7 W  
 1956...12/2/1956...at NY Giants.....28-14 L  
 1957...10/13/1957...vs. NY Giants.....24-20 L  
 1957...10/27/1957...at NY Giants.....31-14 W  
 1958...10/12/1958...vs. NY Giants.....21-14 L  
 1958...11/23/1958...at NY Giants.....30-0 L  
 1959...11/29/1959...at NY Giants.....45-14 L  
 1959...12/13/1959...vs. NY Giants.....24-10 L  
 1960...10/16/1960...at NY Giants.....24-24  
 1960...12/11/1960...vs. NY Giants.....17-3 L  
 1961...10/1/1961...vs. NY Giants.....24-21 L  
 1961...11/5/1961...at NY Giants.....53-0 L  
 1962...10/28/1962...at NY Giants.....49-34 L  
 1962...11/25/1962...vs. NY Giants.....42-24 L  
 1963...10/6/1963...vs. NY Giants.....24-14 L  
 1963...12/8/1963...at NY Giants.....44-14 L  
 1964...9/25/1964...at NY Giants.....13-10 L  
 1964...11/29/1964...vs. NY Giants.....36-21 W  
 1965...11/7/1965...vs. NY Giants.....23-7 W  
 1965...12/12/1965...vs. NY Giants.....27-10 L  
 1966...10/16/1966...at NY Giants.....13-10 L  
 1966...11/27/1966...vs. NY Giants.....72-41 W  
 1967...10/1/1967...vs. NY Giants.....38-34 W  
 1968...9/29/1968...at NY Giants.....48-21 L  
 1968...10/27/1968...vs. NY Giants.....13-10 L  
 1969...10/19/1969...vs. NY Giants.....20-14 W  
 1970...11/15/1970...vs. NY Giants.....35-33 L  
 1970...11/29/1970...vs. NY Giants.....27-24 L  
 1971...9/26/1971...at NY Giants.....30-3 W  
 1971...12/5/1971...vs. NY Giants.....23-7 W  
 1972...10/29/1972...at NY Giants.....23-16 W  
 1972...11/12/1972...vs. NY Giants.....27-13 W  
 1973...10/14/1973...at NY Giants.....21-3 W  
 1973...12/2/1973...vs. NY Giants.....27-24 W  
 1974...9/15/1974...at NY Giants.....13-10 W  
 1974...10/20/1974...vs. NY Giants.....24-3 W  
 1975...9/28/1975...vs. NY Giants.....49-13 W  
 1975...11/9/1975...at NY Giants.....21-13 W  
 1976...9/12/1976...vs. NY Giants.....19-17 W  
 1976...11/4/1976...at NY Giants.....12-9 L  
 1977...9/18/1977...at NY Giants.....20-17 L  
 1977...10/23/1977...vs. NY Giants.....17-6 L  
 1978...10/22/1978...at NY Giants.....17-6 L  
 1978...11/12/1978...vs. NY Giants.....16-13 [OT] W  
 1979...9/17/1979...vs. NY Giants.....27-0 W  
 1979...11/25/1979...at NY Giants.....14-6 L  
 1980...9/14/1980...at NY Giants.....23-21 W  
 1980...12/13/1980...vs. NY Giants.....16-13 W  
 1981...9/13/1981...vs. NY Giants.....17-7 L  
 1981...11/15/1981...at NY Giants.....30-27 [OT] W  
 1982...11/21/1982...at NY Giants.....27-17 W  
 1982...12/19/1982...vs. NY Giants.....15-14 W  
 1983...11/13/1983...at NY Giants.....33-17 W  
 1983...12/17/1983...vs. NY Giants.....31-22 W  
 1984...9/16/1984...vs. NY Giants.....30-14 W  
 1984...10/28/1984...at NY Giants.....37-13 L  
 1985...10/20/1985...at NY Giants.....17-3 L  
 1985...11/18/1985...vs. NY Giants.....23-21 W  
 1986...10/27/1986...at NY Giants.....27-20 L  
 1986...12/7/1986...vs. NY Giants.....24-14 L  
 1986...1/11/1987...at NY Giants.....17-0 L\*  
 1987...10/11/1987...at NY Giants.....38-12 W  
 1987...11/29/1987...vs. NY Giants.....23-19 W  
 1988...9/5/1988...at NY Giants.....27-20 L  
 1988...10/2/1988...vs. NY Giants.....24-23 L  
 1989...9/11/1989...vs. NY Giants.....27-24 L  
 1989...10/15/1989...at NY Giants.....20-17 L  
 1990...10/14/1990...vs. NY Giants.....24-20 L  
 1990...10/28/1990...at NY Giants.....21-10 L  
 1991...10/27/1991...at NY Giants.....17-13 W  
 1991...12/15/1991...vs. NY Giants.....34-17 W  
 1992...11/1/1992...vs. NY Giants.....24-7 L

1992...12/6/1992...at NY Giants.....28-10 W  
 1993...10/10/1993...vs. NY Giants.....41-7 L  
 1993...11/14/1993...at NY Giants.....20-6 L  
 1994...9/18/1994...at NY Giants.....31-23 L  
 1994...11/27/1994...vs. NY Giants.....21-19 L  
 1995...10/29/1995...vs. NY Giants.....24-15 L  
 1995...12/10/1995...at NY Giants.....20-13 L  
 1996...9/15/1996...at NY Giants.....31-10 W  
 1996...10/20/1996...vs. NY Giants.....31-21 W  
 1997...11/23/1997...vs. NY Giants.....7-7 [OT]  
 1997...12/13/1997...at NY Giants.....30-10 L  
 1998...9/6/1998...at NY Giants.....31-24 L  
 1998...11/1/1998...vs. NY Giants.....21-14 W  
 1999...9/19/1999...at NY Giants.....50-21 W  
 1999...11/21/1999...vs. NY Giants.....23-13 W  
 2000...9/24/2000...at NY Giants.....16-6 W  
 2000...12/3/2000...vs. NY Giants.....9-7 L  
 2001...10/7/2001...at NY Giants.....23-9 L  
 2001...10/28/2001...vs. NY Giants.....35-21 L  
 2002...11/17/2002...at NY Giants.....19-17 L  
 2002...12/8/2002...vs. NY Giants.....27-21 L  
 2003...9/21/2003...vs. NY Giants...24-21 [OT] L  
 2003...12/7/2003...at NY Giants.....20-7 W  
 2004...9/19/2004...at NY Giants.....20-14 L  
 2004...12/5/2004...vs. NY Giants.....31-7 W  
 2005...10/30/2005...at NY Giants.....36-0 L  
 2005...12/24/2005...vs. NY Giants.....35-20 W  
 2006...10/8/2006...at NY Giants.....19-3 L  
 2006...12/30/2006...vs. NY Giants.....34-28 L  
 2007...9/23/2007...vs. NY Giants.....24-17 L  
 2007...12/16/2007...at NY Giants.....22-10 W  
 2008...9/4/2008...at NY Giants.....16-7 L  
 2008...11/30/2008...vs. NY Giants.....23-7 L  
 2009...9/13/2009...at NY Giants.....23-17 L  
 2009...12/21/2009...vs. NY Giants.....45-12 L  
 2010...12/5/2010...at NY Giants.....31-7 L  
 2010...1/2/2011...vs. NY Giants.....17-14 L  
 2011...9/11/2011...vs. NY Giants.....28-14 W  
 2011...12/18/2011...at NY Giants.....23-10 W  
 2012...10/21/2012...at NY Giants.....27-23 L  
 2012...12/3/2012...vs. NY Giants.....17-16 W  
 2013...12/1/2013...vs. NY Giants.....24-17 L  
 2013...12/29/2013...at NY Giants.....20-6 L  
 2014...9/25/2014...vs. NY Giants.....45-14 L  
 2014...12/14/2014...at NY Giants.....24-13 L  
 2015...9/24/2015...at NY Giants.....32-21 L  
 2015...11/29/2015...vs. NY Giants.....20-14 W

## NY GIANTS



Redskins trail overall series, 66-98-4  
 Cumulative score: Redskins 3,004, Giants 3,377

YEAR	DATE	GAME	RESULT
1932	10/9/1932	vs. NY Giants	14-6 W
1932	10/23/1932	at NY Giants	0-0
1933	10/8/1933	vs. NY Giants	21-20 W
1933	11/12/1933	at NY Giants	7-0 L
1934	10/7/1934	vs. NY Giants	16-13 L
1934	11/25/1934	at NY Giants	3-0 L
1935	10/6/1935	vs. NY Giants	20-12 L
1935	10/20/1935	at NY Giants	17-6 L
1936	10/4/1936	vs. NY Giants	7-0 L
1936	12/6/1936	at NY Giants	14-0 W
1937	9/16/1937	vs. NY Giants	13-3 W
1937	12/5/1937	at NY Giants	49-14 W
1938	10/9/1938	vs. NY Giants	10-7 L
1938	12/4/1938	at NY Giants	36-0 L
1939	10/1/1939	vs. NY Giants	0-0
1939	12/3/1939	at NY Giants	9-7 L
1940	9/22/1940	vs. NY Giants	21-7 W
1940	11/24/1940	at NY Giants	21-7 L
1941	9/28/1941	vs. NY Giants	17-10 L
1941	11/23/1941	at NY Giants	20-13 L
1942	9/27/1942	vs. NY Giants	14-7 L
1942	11/15/1942	at NY Giants	14-7 W
1943	12/5/1943	at NY Giants	14-10 L
1943	12/12/1943	vs. NY Giants	31-7 L
1943	12/19/1943	at NY Giants	28-0 W*
1944	12/3/1944	at NY Giants	16-13 L
1944	12/10/1944	vs. NY Giants	31-0 L
1945	10/28/1945	at NY Giants	24-14 W
1945	12/9/1945	vs. NY Giants	17-0 W
1946	10/13/1946	vs. NY Giants	24-14 W
1946	12/8/1946	at NY Giants	31-10 L
1947	10/12/1947	vs. NY Giants	28-20 W
1947	12/7/1947	at NY Giants	35-10 W
1948	10/3/1948	vs. NY Giants	41-10 W
1948	12/12/1948	at NY Giants	28-21 W
1949	10/9/1949	vs. NY Giants	45-35 L
1949	11/27/1949	at NY Giants	23-7 L
1950	10/8/1950	vs. NY Giants	21-17 L
1950	11/5/1950	at NY Giants	24-21 L
1951	10/7/1951	vs. NY Giants	35-14 L
1951	11/11/1951	at NY Giants	28-14 L
1952	11/23/1952	vs. NY Giants	14-10 L
1952	12/7/1952	at NY Giants	27-17 W
1953	10/11/1953	vs. NY Giants	13-9 W
1953	11/22/1953	at NY Giants	24-21 W
1954	10/10/1954	vs. NY Giants	51-21 L

## NY JETS



Redskins lead overall series, 8-3  
 Cumulative score: Redskins 248, Jets 192

YEAR	DATE	GAME	RESULT
1972	11/5/1972	at NY Jets	35-17 W
1976	12/5/1976	at NY Jets	37-16 W
1978	9/24/1978	vs. NY Jets	23-3 W
1987	10/25/1987	vs. NY Jets	17-16 W
1993	12/11/1993	vs. NY Jets	3-0 L
1996	9/29/1996	vs. NY Jets	31-16 W
1999	9/26/1999	at NY Jets	27-20 W
2003	9/4/2003	vs. NY Jets	16-13 W
2007	11/4/2007	at NY Jets	23-20 [OT] W
2011	12/4/2011	vs. NY Jets	34-19 L
2015	10/18/2015	at NY Jets	34-20 L

# SERIES HISTORIES

## OKLAND



Redskins trail overall series, 5-8

Cumulative score: Redskins 272, Raiders 303

YEAR	DATE	GAME	RESULT
1970	10/19/1970	at Oakland	34-20 L
1975	11/23/1975	vs. Oakland	26-23 (OT) L
1980	9/21/1980	at Oakland	24-21 L
1983	10/2/1983	vs. Los Angeles	37-35 W
1983	1/22/1984	vs. Los Angeles	38-9 L*
1986	9/14/1986	vs. Los Angeles	10-6 W
1989	10/29/1989	at Los Angeles	37-24 L
1992	12/26/1992	vs. Los Angeles	21-20 L
1995	9/10/1995	vs. Oakland	20-8 L
1998	11/29/1998	at Oakland	29-19 W
2005	11/20/2005	vs. Oakland	16-13 L
2009	12/13/2009	at Oakland	34-13 W
2013	9/29/2013	at Oakland	24-14 W

## PHILADELPHIA



Redskins lead overall series, 84-73-5

Cumulative score: Redskins 3,220, Eagles 3,366

YEAR	DATE	GAME	RESULT
1934	10/21/1934	vs. Philadelphia	6-0 W
1934	11/18/1934	at Philadelphia	14-7 W
1935	11/3/1935	vs. Philadelphia	7-6 L
1936	9/20/1936	at Philadelphia	26-3 W
1936	10/18/1936	vs. Philadelphia	17-7 W
1937	10/10/1937	vs. Philadelphia	14-0 L
1937	10/24/1937	at Philadelphia	10-7 W
1938	9/11/1938	at Philadelphia	26-23 W
1938	10/23/1938	vs. Philadelphia	20-14 W
1939	9/17/1939	at Philadelphia	7-0 W
1939	11/5/1939	vs. Philadelphia	7-6 W
1940	10/20/1940	at Philadelphia	34-17 W
1940	12/1/1940	vs. Philadelphia	13-6 W
1941	10/19/1941	at Philadelphia	21-17 W
1941	12/7/1941	vs. Philadelphia	20-14 W
1942	10/4/1942	at Philadelphia	14-10 W
1942	11/1/1942	vs. Philadelphia	30-27 W
1944	10/8/1944	at Philadelphia	31-31
1944	11/19/1944	vs. Philadelphia	37-7 L
1945	10/21/1945	vs. Philadelphia	24-14 W
1945	11/25/1945	at Philadelphia	16-0 L
1946	10/27/1946	vs. Philadelphia	28-24 L
1946	11/24/1946	at Philadelphia	27-10 W
1947	9/28/1947	at Philadelphia	45-42 L
1947	11/2/1947	vs. Philadelphia	38-14 L
1948	10/17/1948	vs. Philadelphia	45-0 L
1948	11/21/1948	at Philadelphia	42-21 L
1949	10/23/1949	at Philadelphia	49-14 L
1949	11/13/1949	vs. Philadelphia	44-21 L
1950	10/29/1950	at Philadelphia	35-3 L
1950	11/12/1950	vs. Philadelphia	33-0 L
1951	10/28/1951	at Philadelphia	27-23 W
1951	12/2/1951	vs. Philadelphia	35-21 L
1952	10/9/1952	at Philadelphia	38-20 W
1952	12/14/1952	vs. Philadelphia	27-21 W
1953	10/2/1953	at Philadelphia	21-21
1953	12/6/1953	vs. Philadelphia	10-0 W
1954	10/17/1954	vs. Philadelphia	49-21 W
1954	11/28/1954	at Philadelphia	41-33 L
1955	10/1/1955	at Philadelphia	31-30 W
1955	11/6/1955	vs. Philadelphia	34-21 W
1956	10/6/1956	at Philadelphia	13-9 L
1956	12/9/1956	vs. Philadelphia	19-17 W
1957	11/24/1957	at Philadelphia	21-12 L
1957	12/8/1957	vs. Philadelphia	42-7 W

1958	9/28/1958	at Philadelphia	24-14 W
1958	12/14/1958	vs. Philadelphia	20-0 W
1959	11/1/1959	at Philadelphia	30-23 L
1959	12/6/1959	vs. Philadelphia	34-14 L
1960	11/13/1960	at Philadelphia	19-13 L
1960	12/18/1960	vs. Philadelphia	38-28 L
1961	9/24/1961	at Philadelphia	14-7 L
1961	10/29/1961	vs. Philadelphia	27-24 L
1962	10/21/1962	at Philadelphia	27-21 W
1962	12/2/1962	vs. Philadelphia	37-14 L
1963	10/13/1963	vs. Philadelphia	37-24 L
1963	11/24/1963	at Philadelphia	13-10 W
1964	10/11/1964	vs. Philadelphia	35-20 W
1964	11/1/1964	at Philadelphia	21-10 W
1965	10/31/1965	vs. Philadelphia	23-21 W
1965	11/14/1965	at Philadelphia	21-14 L
1966	10/30/1966	at Philadelphia	27-13 W
1966	12/18/1966	vs. Philadelphia	37-28 L
1967	9/17/1967	at Philadelphia	35-24 L
1967	12/3/1967	vs. Philadelphia	35-35
1968	10/6/1968	vs. Philadelphia	17-14 W
1968	11/10/1968	at Philadelphia	16-10 W
1969	11/9/1969	vs. Philadelphia	28-28
1969	12/7/1969	at Philadelphia	34-29 W
1970	10/4/1970	at Philadelphia	33-21 W
1970	12/13/1970	vs. Philadelphia	24-6 W
1971	11/7/1971	vs. Philadelphia	7-7
1971	11/28/1971	at Philadelphia	20-13 W
1972	10/8/1972	vs. Philadelphia	14-0 W
1972	12/3/1972	at Philadelphia	23-7 W
1973	9/30/1973	at Philadelphia	28-7 W
1973	12/16/1973	vs. Philadelphia	38-20 W
1974	11/10/1974	at Philadelphia	27-20 W
1974	11/24/1974	vs. Philadelphia	28-7 W
1975	10/5/1975	at Philadelphia	26-10 L
1975	10/21/1975	vs. Philadelphia	26-3 L
1976	9/27/1976	at Philadelphia	20-17 (OT) W
1976	11/28/1976	vs. Philadelphia	24-0 W
1977	10/30/1977	vs. Philadelphia	23-17 W
1977	11/13/1977	at Philadelphia	17-14 W
1978	9/10/1978	vs. Philadelphia	35-30 W
1978	10/15/1978	at Philadelphia	17-10 L
1979	10/7/1979	at Philadelphia	28-17 L
1979	10/21/1979	vs. Philadelphia	17-7 W
1980	10/5/1980	at Philadelphia	24-14 L
1980	11/16/1980	vs. Philadelphia	24-0 L
1981	9/27/1981	at Philadelphia	36-13 L
1981	12/6/1981	vs. Philadelphia	15-13 W
1982	9/12/1982	at Philadelphia	37-34 (OT) W
1982	11/28/1982	vs. Philadelphia	13-9 W
1983	9/11/1983	at Philadelphia	23-13 W
1983	11/27/1983	vs. Philadelphia	28-24 W
1984	9/30/1984	vs. Philadelphia	20-0 W
1984	11/18/1984	at Philadelphia	16-10 L
1985	9/22/1985	vs. Philadelphia	19-6 L
1985	12/8/1985	at Philadelphia	17-12 L
1986	9/7/1986	vs. Philadelphia	41-14 W
1986	12/21/1986	at Philadelphia	21-14 W
1987	9/13/1987	vs. Philadelphia	34-24 W
1987	11/8/1987	at Philadelphia	31-27 L
1988	9/18/1988	vs. Philadelphia	17-10 W
1988	12/4/1988	at Philadelphia	20-19 W
1989	9/17/1989	vs. Philadelphia	42-37 L
1989	11/12/1989	at Philadelphia	10-3 W
1990	10/21/1990	vs. Philadelphia	13-7 W
1990	11/12/1990	at Philadelphia	28-14 L
1990	1/5/1991	at Philadelphia	20-6 W*
1991	9/30/1991	vs. Philadelphia	23-0 W
1991	12/22/1991	at Philadelphia	24-22 L
1992	10/18/1992	vs. Philadelphia	16-12 W
1992	12/20/1992	at Philadelphia	17-13 L
1993	9/19/1993	at Philadelphia	34-31 L
1993	11/28/1993	vs. Philadelphia	17-14 L
1994	10/9/1994	at Philadelphia	21-17 L
1994	10/30/1994	vs. Philadelphia	31-29 L

1995	10/8/1995	at Philadelphia	37-34 (OT) L
1995	11/26/1995	vs. Philadelphia	14-7 L
1996	9/1/1996	vs. Philadelphia	17-14 L
1996	11/17/1996	at Philadelphia	26-21 W
1997	10/5/1997	at Philadelphia	24-10 W
1997	12/21/1997	vs. Philadelphia	35-32 W
1998	10/11/1998	at Philadelphia	17-12 L
1998	11/15/1998	vs. Philadelphia	28-3 W
1999	11/14/1999	at Philadelphia	35-28 W
1999	11/28/1999	vs. Philadelphia	20-17 (OT) W
2000	10/8/2000	at Philadelphia	17-14 W
2000	11/26/2000	vs. Philadelphia	23-20 L
2001	11/25/2001	at Philadelphia	13-3 W
2001	12/16/2001	vs. Philadelphia	20-6 L
2002	9/16/2002	vs. Philadelphia	37-7 L
2002	12/15/2002	at Philadelphia	34-21 L
2003	10/5/2003	at Philadelphia	27-25 L
2003	12/27/2003	vs. Philadelphia	31-7 L
2004	11/21/2004	at Philadelphia	28-6 W
2004	12/12/2004	vs. Philadelphia	17-14 L
2005	11/6/2005	vs. Philadelphia	17-10 W
2005	1/1/2006	at Philadelphia	31-20 W
2006	11/12/2006	at Philadelphia	27-3 L
2006	12/10/2006	vs. Philadelphia	21-19 L
2007	9/17/2007	at Philadelphia	20-12 W
2007	11/11/2007	vs. Philadelphia	33-25 L
2008	10/5/2008	at Philadelphia	23-17 W
2008	12/21/2008	vs. Philadelphia	10-3 W
2009	10/26/2009	vs. Philadelphia	27-17 L
2009	11/29/2009	at Philadelphia	27-24 L
2010	10/3/2010	at Philadelphia	17-12 W
2010	11/15/2010	vs. Philadelphia	59-28 W
2011	10/16/2011	vs. Philadelphia	20-13 L
2011	1/1/2012	at Philadelphia	34-10 L
2012	11/18/2012	vs. Philadelphia	31-6 W
2012	12/23/2012	at Philadelphia	27-20 W
2013	9/9/2013	vs. Philadelphia	33-27 W
2013	11/17/2013	at Philadelphia	24-16 L
2014	9/21/2014	at Philadelphia	37-34 L
2014	12/20/2014	vs. Philadelphia	27-24 W
2015	10/4/2015	vs. Philadelphia	23-20 W
2015	12/26/2015	at Philadelphia	38-24 W

## PITTSBURGH



Redskins lead overall series, 42-32-3

Cumulative score: Redskins 1,431, Steelers 1,221

YEAR	DATE	GAME	RESULT
1933	10/4/1933	at Pittsburgh	21-6 W
1933	10/29/1933	vs. Pittsburgh	16-14 L
1934	9/16/1934	vs. Pittsburgh	7-0 W
1934	10/14/1934	vs. Pittsburgh	39-0 W
1935	10/27/1935	at Pittsburgh	6-0 L
1935	12/1/1935	vs. Pittsburgh	13-3 W
1936	9/13/1936	at Pittsburgh	10-0 L
1936	11/29/1936	vs. Pittsburgh	30-0 W
1937	10/17/1937	vs. Pittsburgh	34-20 W
1937	11/4/1937	at Pittsburgh	21-13 L
1938	11/6/1938	at Pittsburgh	7-0 W
1938	11/27/1938	vs. Pittsburgh	15-0 W
1939	10/15/1939	vs. Pittsburgh	44-14 W
1939	10/22/1939	at Pittsburgh	21-14 W
1940	10/6/1940	at Pittsburgh	40-10 W
1940	11/3/1940	vs. Pittsburgh	37-10 W
1941	10/12/1941	at Pittsburgh	24-20 W
1941	11/2/1941	vs. Pittsburgh	23-3 W
1942	9/20/1942	vs. Pittsburgh	28-14 W
1942	10/25/1942	at Pittsburgh	14-0 W
1945	10/14/1945	at Pittsburgh	14-0 W
1945	12/2/1945	vs. Pittsburgh	24-0 W
1946	9/29/1946	vs. Pittsburgh	14-14
1946	11/3/1946	at Pittsburgh	14-7 L

# SERIES HISTORIES

1947	10/5/1947	vs. Pittsburgh	27-26 W
1947	11/9/1947	at Pittsburgh	21-14 L
1948	9/26/1948	vs. Pittsburgh	17-14 W
1948	10/10/1948	at Pittsburgh	10-7 L
1949	10/3/1949	at Pittsburgh	27-14 W
1949	11/6/1949	vs. Pittsburgh	27-14 W
1950	10/1/1950	vs. Pittsburgh	26-7 L
1950	12/3/1950	at Pittsburgh	24-7 W
1951	11/18/1951	at Pittsburgh	22-7 W
1951	12/16/1951	vs. Pittsburgh	20-10 L
1952	10/19/1952	at Pittsburgh	28-24 W
1952	11/2/1952	vs. Pittsburgh	24-23 L
1953	11/29/1953	at Pittsburgh	17-9 W
1953	12/13/1953	vs. Pittsburgh	14-13 L
1954	10/2/1954	at Pittsburgh	37-7 L
1954	11/14/1954	vs. Pittsburgh	17-14 W
1955	11/27/1955	at Pittsburgh	23-14 W
1955	12/11/1955	vs. Pittsburgh	28-17 W
1956	9/30/1956	at Pittsburgh	30-13 L
1956	12/16/1956	vs. Pittsburgh	23-0 L
1957	9/29/1957	at Pittsburgh	28-7 L
1957	12/15/1957	vs. Pittsburgh	10-3 W
1958	11/2/1958	at Pittsburgh	24-16 L
1958	12/7/1958	vs. Pittsburgh	14-14 W
1959	10/4/1959	at Pittsburgh	23-17 W
1959	10/18/1959	vs. Pittsburgh	27-6 L
1960	10/23/1960	vs. Pittsburgh	27-27
1960	11/27/1960	at Pittsburgh	22-10 L
1961	10/15/1961	at Pittsburgh	20-0 L
1961	12/10/1961	vs. Pittsburgh	30-14 L
1962	11/18/1962	at Pittsburgh	23-21 L
1962	12/16/1962	vs. Pittsburgh	27-24 L
1963	10/20/1963	at Pittsburgh	38-27 L
1963	11/17/1963	vs. Pittsburgh	34-28 L
1964	11/15/1964	at Pittsburgh	30-0 W
1964	12/6/1964	vs. Pittsburgh	14-7 L
1965	11/21/1965	at Pittsburgh	31-3 W
1965	12/19/1965	vs. Pittsburgh	35-14 W
1966	9/25/1966	at Pittsburgh	33-27 W
1966	10/2/1966	vs. Pittsburgh	24-10 W
1967	12/10/1967	at Pittsburgh	15-10 W
1968	10/13/1968	vs. Pittsburgh	16-13 W
1969	10/26/1969	at Pittsburgh	14-7 W
1973	11/5/1973	at Pittsburgh	21-16 L
1979	11/4/1979	at Pittsburgh	38-7 L
1985	11/24/1985	at Pittsburgh	30-23 W
1988	9/11/1988	vs. Pittsburgh	30-29 W
1991	11/17/1991	at Pittsburgh	41-14 W
1997	9/7/1997	at Pittsburgh	14-13 L
2000	12/16/2000	at Pittsburgh	24-3 L
2004	11/28/2004	at Pittsburgh	16-7 L
2008	11/3/2008	vs. Pittsburgh	23-6 L
2012	10/28/2012	at Pittsburgh	27-12 L

## SAN DIEGO



Redskins lead overall series, 7-3  
Cumulative score: Redskins 255, Chargers 209

YEAR	DATE	GAME	RESULT
1973	9/16/1973	vs. San Diego	38-0 W
1980	12/7/1980	vs. San Diego	40-17 W
1983	10/31/1983	at San Diego	27-24 W
1988	9/21/1988	at San Diego	30-27 W
1989	12/10/1989	vs. San Diego	26-21 W
1998	12/6/1998	vs. San Diego	24-20 W
2001	9/9/2001	at San Diego	30-3 L
2005	11/27/2005	vs. San Diego	23-17 (OT) L
2009	1/3/2010	at San Diego	23-20 L
2013	11/3/2013	vs. San Diego	30-24 (OT) W

## SAN FRANCISCO



Redskins trail overall series, 10-20-1  
Cumulative score: Redskins 581, 49ers 748

YEAR	DATE	GAME	RESULT
1952	11/16/1952	vs. San Francisco	23-17 L
1954	9/26/1954	at San Francisco	41-7 L
1955	11/13/1955	vs. San Francisco	7-0 W
1961	9/17/1961	at San Francisco	35-3 L
1967	11/12/1967	vs. San Francisco	31-28 W
1969	10/5/1969	at San Francisco	17-17
1970	9/20/1970	at San Francisco	26-17 L
1971	12/26/1971	at San Francisco	24-20 L*
1973	11/11/1973	vs. San Francisco	33-9 W
1976	11/7/1976	at San Francisco	24-21 W
1978	10/29/1978	vs. San Francisco	38-20 W
1981	10/4/1981	vs. San Francisco	30-17 L
1983	1/8/1984	vs. San Francisco	24-21 W*
1984	9/10/1984	at San Francisco	37-31 L
1985	12/1/1985	vs. San Francisco	35-8 L
1986	11/17/1986	vs. San Francisco	14-6 W
1988	11/21/1988	at San Francisco	37-21 L
1990	9/16/1990	at San Francisco	26-13 L
1990	1/12/1991	at San Francisco	28-10 L*
1992	1/9/1993	at San Francisco	20-13 L*
1994	11/6/1994	vs. San Francisco	37-22 L
1996	11/24/1996	vs. San Francisco	19-16 (OT) L
1998	9/14/1998	vs. San Francisco	45-10 L
1999	12/26/1999	at San Francisco	26-20 (OT) W
2002	9/22/2002	at San Francisco	20-10 L
2004	12/16/2004	at San Francisco	26-16 W
2005	10/23/2005	vs. San Francisco	52-17 W
2008	12/28/2008	at San Francisco	27-24 W
2011	11/6/2011	vs. San Francisco	19-11 L
2013	11/25/2013	vs. San Francisco	27-6 W
2014	11/23/2014	at San Francisco	17-13 L

## SEATTLE



Redskins lead overall series, 11-8  
Cumulative score: Redskins 349, Seahawks 328

YEAR	DATE	GAME	RESULT
1976	9/19/1976	vs. Seattle	31-7 W
1980	9/28/1980	vs. Seattle	14-0 L
1983	9/25/1983	at Seattle	27-17 W
1986	9/28/1986	vs. Seattle	19-14 W
1989	12/23/1989	at Seattle	29-0 W
1992	11/8/1992	at Seattle	16-3 W
1994	9/4/1994	vs. Seattle	28-7 L
1995	11/19/1995	vs. Seattle	27-20 W
1998	9/20/1998	at Seattle	24-14 L
2001	11/4/2001	vs. Seattle	27-14 W
2002	11/3/2002	at Seattle	14-3 W
2003	11/9/2003	vs. Seattle	27-20 W
2005	10/2/2005	vs. Seattle	20-17 (OT) W
2005	1/14/2006	at Seattle	20-10 L*
2007	1/5/2008	at Seattle	35-14 L*
2008	11/23/2008	at Seattle	20-17 W
2011	11/27/2011	at Seattle	23-17 W
2012	1/6/2013	vs. Seattle	24-14 L*
2014	10/6/2014	vs. Seattle	27-17 L

## TAMPA BAY



Overall series is tied, 11-11  
Cumulative score: Redskins 395, Buccaneers 425

YEAR	DATE	GAME	RESULT
1977	10/9/1977	at Tampa Bay	10-0 W
1982	9/19/1982	at Tampa Bay	21-13 W
1989	10/22/1989	vs. Tampa Bay	32-28 W
1993	12/5/1993	at Tampa Bay	23-17 W
1994	12/4/1994	at Tampa Bay	26-21 L
1994	12/18/1994	vs. Tampa Bay	17-14 L
1995	9/24/1995	at Tampa Bay	14-6 L
1996	12/8/1996	at Tampa Bay	24-10 L
1998	12/19/1998	vs. Tampa Bay	20-16 W
1999	1/15/2000	at Tampa Bay	14-13 L*
2000	10/1/2000	vs. Tampa Bay	20-17 (OT) W
2003	10/12/2003	vs. Tampa Bay	35-13 L
2004	9/12/2004	vs. Tampa Bay	16-10 W
2005	11/13/2005	at Tampa Bay	36-35 L
2005	1/7/2006	at Tampa Bay	17-10 W*
2006	11/19/2006	at Tampa Bay	20-17 L
2007	11/25/2007	at Tampa Bay	19-13 L
2009	10/4/2009	vs. Tampa Bay	16-13 W
2010	12/12/2010	vs. Tampa Bay	17-16 L
2012	9/30/2012	at Tampa Bay	24-22 W
2014	11/16/2014	vs. Tampa Bay	27-7 L
2015	10/25/2015	vs. Tampa Bay	31-30 W

## TENNESSEE



Overall series is tied, 6-6  
Cumulative score: Redskins 234, Titans 249

YEAR	DATE	GAME	RESULT
1971	10/10/1971	vs. Houston	22-13 W
1975	10/19/1975	at Houston	13-10 L
1979	9/2/1979	vs. Houston	29-27 L
1985	9/15/1985	vs. Houston	16-13 W
1988	10/30/1988	at Houston	41-17 L
1991	11/3/1991	vs. Houston	16-13 (OT) W
1997	10/19/1997	at Tennessee	28-14 L
2000	10/30/2000	vs. Tennessee	27-21 L
2002	10/6/2002	at Tennessee	31-14 W
2006	10/15/2006	vs. Tennessee	25-22 L
2010	11/21/2010	at Tennessee	19-16 (OT) W
2014	10/19/2014	vs. Tennessee	19-17 W

# SERIES HISTORIES

## ALL GAMES

ACTIVE FRANCHISES	OVERALL				REGULAR SEASON				POSTSEASON		
	W	L	T	G	W	L	T	G	W	L	G
49ers	10	20	1	31	9	17	1	27	1	3	4
Bears	25	23	1	49	21	20	1	42	4	3	7
Bengals	4	5	0	9	4	5	0	9	0	0	0
Bills	6	8	0	14	5	8	0	13	1	0	1
Broncos	6	7	0	13	5	7	0	12	1	0	1
Browns	11	33	1	45	11	33	1	45	0	0	0
Buccaneers	11	11	0	22	10	10	0	20	1	1	2
Cardinals (CHI/STL/PHX/ARI)	74	45	2	121	74	45	2	121	0	0	0
Chargers	7	3	0	10	7	3	0	10	0	0	0
Chiefs	1	8	0	9	1	8	0	9	0	0	0
Colts (BAL/IND)	10	20	0	30	10	20	0	30	0	0	0
Cowboys	44	66	2	112	42	66	2	110	2	0	2
Dolphins	5	9	0	14	4	8	0	12	1	1	2
Eagles	84	73	5	162	83	73	5	161	1	0	1
Falcons	15	9	1	25	14	9	1	24	1	0	1
Giants	66	98	4	168	65	97	4	166	1	1	2
Jaguars	5	1	0	6	5	1	0	6	0	0	0
Jets	8	3	0	11	8	3	0	11	0	0	0
Oilers/Titans (HOU/TEN)	6	6	0	12	6	6	0	12	0	0	0
Packers	14	20	1	35	13	18	1	32	1	2	3
Panthers	7	5	0	12	7	5	0	12	0	0	0
Patriots	6	4	0	10	6	4	0	10	0	0	0
Raiders (LA/DAK)	5	8	0	13	5	7	0	12	0	1	1
Rams (CLE/LA/STL/LA)	25	13	1	39	23	11	1	35	2	2	4
Ravens	2	3	0	5	2	3	0	5	0	0	0
Saints	17	8	0	25	17	8	0	25	0	0	0
Seahawks	11	8	0	19	11	5	0	16	0	3	3
Spartans/Lions (POR/DET)	30	13	0	43	27	13	0	40	3	0	3
Steelers	42	32	3	77	42	32	3	77	0	0	0
Texans	2	2	0	4	2	2	0	4	0	0	0
Vikings	12	12	0	24	9	10	0	19	3	2	5

DEFUNCT/COMBINED FRANCHISES	OVERALL				REGULAR SEASON				POSTSEASON		
	W	L	T	G	W	L	T	G	W	L	G
Baltimore Colts (1949-50)	2	0	0	2	2	0	0	2	0	0	0
Boston Yanks/New York Bulldogs	9	2	1	12	9	2	1	12	0	0	0
Brooklyn Dodgers/Tigers	17	5	3	25	17	5	3	25	0	0	0
Chi-Pitt Cards/Steelers	1	0	0	1	1	0	0	1	0	0	0
Phil-Pitt Steagles	0	1	1	2	0	1	1	2	0	0	0
Staten Island Stapletons	1	0	0	1	1	0	0	1	0	0	0



# SERIES HISTORIES

## HOME GAMES

ACTIVE FRANCHISES	OVERALL				REGULAR SEASON				POSTSEASON		
	W	L	T	G	W	L	T	G	W	L	G
49ers	7	8	0	15	6	8	0	14	1	0	1
Bears	14	12	1	27	13	10	1	24	1	2	3
Bengals	3	2	0	5	3	2	0	5	0	0	0
Bills	3	3	0	6	3	3	0	6	0	0	0
Broncos	3	2	0	5	3	2	0	5	0	0	0
Browns	4	16	1	21	4	16	1	21	0	0	0
Buccaneers	6	4	0	10	6	4	0	10	0	0	0
Cardinals (CHI/STL/PHX/ARI)	47	20	0	67	47	20	0	67	0	0	0
Chargers	5	1	0	6	5	1	0	6	0	0	0
Chiefs	1	4	0	5	1	4	0	5	0	0	0
Colts (BAL/IND)	7	6	0	13	7	6	0	13	0	0	0
Cowboys	28	30	0	58	26	30	0	56	2	0	2
Dolphins	4	3	0	7	4	3	0	7	0	0	0
Eagles	43	35	3	81	43	35	3	81	0	0	0
Falcons	10	3	0	13	9	3	0	12	1	0	1
Giants	38	44	2	84	38	44	2	84	0	0	0
Jaguars	3	0	0	3	3	0	0	3	0	0	0
Jets	4	2	0	6	4	2	0	6	0	0	0
Oilers/Titans (HOU/TEN)	4	3	0	7	4	3	0	7	0	0	0
Packers	9	8	0	17	8	7	0	15	1	1	2
Panthers	5	1	0	6	5	1	0	6	0	0	0
Patriots	2	1	0	3	2	1	0	3	0	0	0
Raiders (LA/DAK)	2	4	0	6	2	4	0	6	0	0	0
Rams (CLE/LA/STL/LA)	12	6	0	18	10	6	0	16	2	0	2
Ravens	2	2	0	4	2	2	0	4	0	0	0
Saints	8	5	0	13	8	5	0	13	0	0	0
Seahawks	5	5	0	10	5	4	0	9	0	1	1
Spartans/Lions (POR/DET)	21	3	0	24	18	3	0	21	3	0	3
Steelers	20	12	3	35	20	12	3	35	0	0	0
Texans	1	1	0	2	1	1	0	2	0	0	0
Vikings	6	6	0	12	4	6	0	10	2	0	2

DEFUNCT/COMBINED FRANCHISES	OVERALL				REGULAR SEASON				POSTSEASON		
	W	L	T	G	W	L	T	G	W	L	G
Baltimore Colts (1949-50)	1	0	0	1	1	0	0	1	0	0	0
Boston Yanks/New York Bulldogs	6	0	0	6	6	0	0	6	0	0	0
Brooklyn Dodgers/Tigers	10	1	1	12	10	1	1	12	0	0	0
Chi-Pitt Cards/Steelers	1	0	0	1	1	0	0	1	0	0	0
Phil-Pitt Steagles	0	1	0	1	0	1	0	1	0	0	0
Staten Island Stapletons	1	0	0	1	1	0	0	1	0	0	0

# SERIES HISTORIES

## AWAY GAMES

ACTIVE FRANCHISES	OVERALL				REGULAR SEASON				POSTSEASON		
	W	L	T	G	W	L	T	G	W	L	G
49ers	3	12	1	16	3	9	1	13	0	3	3
Bears	11	11	0	22	8	10	0	18	3	1	4
Bengals	1	3	0	4	1	3	0	4	0	0	0
Bills	2	5	0	7	2	5	0	7	0	0	0
Broncos	2	5	0	7	2	5	0	7	0	0	0
Browns	7	17	0	24	7	17	0	24	0	0	0
Buccaneers	5	7	0	12	4	6	0	10	1	1	2
Cardinals (CHI/STL/PHX/ARI)	27	25	2	54	27	25	2	54	0	0	0
Chargers	2	2	0	4	2	2	0	4	0	0	0
Chiefs	0	4	0	4	0	4	0	4	0	0	0
Colts (BAL/IND)	3	14	0	17	3	14	0	17	0	0	0
Cowboys	16	36	2	54	16	36	2	54	0	0	0
Dolphins	0	5	0	5	0	5	0	5	0	0	0
Eagles	41	38	2	81	40	38	2	80	1	0	1
Falcons	5	6	1	12	5	6	1	12	0	0	0
Giants	28	54	2	84	27	53	2	82	1	1	2
Jaguars	2	1	0	3	2	1	0	3	0	0	0
Jets	4	1	0	5	4	1	0	5	0	0	0
Oilers/Titans (HOU/TEN)	2	3	0	5	2	3	0	5	0	0	0
Packers	5	11	1	17	5	11	1	17	0	0	0
Panthers	2	4	0	6	2	4	0	6	0	0	0
Patriots	4	3	0	7	4	3	0	7	0	0	0
Raiders (LA/DAK)	3	3	0	6	3	3	0	6	0	0	0
Rams (CLE/LA/STL/LA)	13	7	1	21	13	5	1	19	0	2	2
Ravens	0	1	0	1	0	1	0	1	0	0	0
Saints	9	3	0	12	9	3	0	12	0	0	0
Seahawks	6	3	0	9	6	1	0	7	0	2	2
Spartans/Lions (POR/DET)	9	10	0	19	9	10	0	19	0	0	0
Steelers	22	20	0	42	22	20	0	42	0	0	0
Texans	1	1	0	2	1	1	0	2	0	0	0
Vikings	6	6	0	12	5	4	0	9	1	2	3

DEFUNCT/COMBINED FRANCHISES	OVERALL				REGULAR SEASON				POSTSEASON		
	W	L	T	G	W	L	T	G	W	L	G
Baltimore Colts (1949-50)	1	0	0	1	1	0	0	1	0	0	0
Boston Yanks/New York Bulldogs	3	2	1	6	3	2	1	6	0	0	0
Brooklyn Dodgers/Tigers	7	4	2	13	7	4	2	13	0	0	0
Chi-Pitt Cards/Steelers	0	0	0	0	0	0	0	0	0	0	0
Phil-Pitt Steagles	0	0	1	1	0	0	1	1	0	0	0
Staten Island Stapletons	0	0	0	0	0	0	0	0	0	0	0

# STARTING QBs BY DECADE (SINCE 1960)

RECORD AS REDSKINS' STARTING QUARTERBACK (REGULAR SEASON ONLY)

## 1960s

PLAYER	1960	1961	1962	1963	1964	1965	1966	1967	1968	1969	TOTAL
Ralph Guglielmi	1-8-2										1-8-2
Eagle Day	0-1										0-1
Norm Snead		1-12-1	5-7-2	3-11							9-30-3
Dick Shiner						0-1					0-1
Jim Ninowski									1-1		1-1
Sonny Jurgensen					6-8	6-7	7-7	5-6-3	4-8	7-5-2	35-41-5^ 52-51-5*
<b>PLAYER</b>	<b>1-9-2</b>	<b>1-12-1</b>	<b>5-7-2</b>	<b>3-11</b>	<b>6-8</b>	<b>6-8</b>	<b>7-7</b>	<b>5-6-3</b>	<b>5-9</b>	<b>7-5-2</b>	

^Decade Record // \*Career Record

## 1970s

PLAYER	1970	1971	1972	1973	1974	1975	1976	1977	1978	1979	TOTAL
Sonny Jurgensen	6-8	1-0	4-0	3-1	3-1						17-10^ 52-51-5*
Billy Kilmer		8-4-1	7-3	7-3	7-3	8-4	7-2	5-3	1-1		50-23-1
Randy Johnson						0-2					0-2
Joe Theismann							3-2	4-2	7-7	10-6	24-17^ 77-47*
<b>PLAYER</b>	<b>6-8</b>	<b>9-4-1</b>	<b>11-3</b>	<b>10-4</b>	<b>10-4</b>	<b>8-6</b>	<b>10-4</b>	<b>9-5</b>	<b>8-8</b>	<b>10-6</b>	

^Decade Record // \*Career Record

## 1980s

PLAYER	1980	1981	1982	1983	1984	1985	1986	1987	1988	1989	TOTAL
Joe Theismann	6-9	8-8	8-1	14-2	11-5	6-5					53-30^ 77-47*
Mike Kruczek	0-1										0-1
Jay Schroeder						4-1	12-4	8-2			24-7
Doug Williams								0-2	4-6	1-1	5-9
Ed Rubbert								3-0			3-0
Mark Rypien									3-3	9-5	12-8^ 45-27*
<b>PLAYER</b>	<b>6-10</b>	<b>8-8</b>	<b>8-1</b>	<b>14-2</b>	<b>11-5</b>	<b>10-6</b>	<b>12-4</b>	<b>11-4</b>	<b>7-9</b>	<b>10-6</b>	

^Decade Record // \*Career Record

# STARTING QBs BY DECADE (SINCE 1960)

## 1990s

PLAYER	1990	1991	1992	1993	1994	1995	1996	1997	1998	1999	TOTAL
Mark Rypien	7-3	14-2	9-7	3-7							33-19 <sup>^</sup> 45-27*
Jeff Rutledge	0-1										0-1
Stan Humphries	3-2										3-2
Rich Gannon				1-3							1-3
Cary Conklin				0-2							0-2
Heath Shuler					1-7	3-2					4-9
John Friesz					1-3						1-3
Gus Frerotte					1-3	3-8	9-7	6-6-1	0-2		19-26-1
Jeff Hostetler								2-1			2-1
Trent Green									6-8		6-8
Brad Johnson										10-6	10-6 <sup>^</sup> 17-10*
PLAYER	10-6	14-2	9-7	4-12	3-13	6-10	9-7	8-7-1	6-10	10-6	

<sup>^</sup>Decade Record // \*Career Record

## 2000s

PLAYER	2000	2001	2002	2003	2004	2005	2006	2007	2008	2009	TOTAL
Brad Johnson	7-4										7-4 <sup>^</sup> 17-10*
Jeff George	1-4	0-2									1-6
Tony Banks		8-6									8-6
Danny Wuerffel			2-2								2-2
Shane Matthews			3-4								3-4
Patrick Ramsey			2-3	4-7	3-4	1-0					10-14
Tim Hasselbeck				1-4							1-4
Mark Brunell					3-6	9-6	3-6				15-18
Jason Campbell							2-5	6-7	8-8	4-12	20-32
Todd Collins								3-0			3-0
PLAYER	8-8	8-8	7-9	5-11	6-10	10-6	5-11	9-7	8-8	4-12	

<sup>^</sup>Decade Record // \*Career Record

## 2010s

PLAYER	2010	2011	2012	2013	2014	2015					TOTAL
Donovan McNabb	5-8										5-8
Rex Grossman	1-2	5-8									6-10
John Beck		0-3									0-3
Robert Griffin III			9-6	3-10	2-5						14-21
Kirk Cousins			1-0	0-3	1-4	9-7					11-14
Colt McCoy					1-3						1-3
PLAYER	6-10	5-11	10-6	3-13	4-12	9-7					

# TITLES, GAMES AND ATTENDANCE

## TITLES

<b>DIVISION [15]:</b>	..... 1936, 1937, 1940, 1942, 1943, 1945, 1972, 1982, 1983, 1984, 1987, 1991, 1999, 2012, 2015
<b>NFC (5):</b>	1972 ..... Defeated Cowboys 26-3, Dec. 31, 1972 [at RFK] 1982 ..... Defeated Cowboys 31-17, Jan. 22, 1983 [at RFK] 1983 ..... Defeated 49ers 24-21, Jan. 8, 1984 [at RFK] 1987 ..... Defeated Vikings 17-10, Jan. 17, 1988 [at RFK] 1991 ..... Defeated Lions 41-10, Jan. 12, 1992 [at RFK]
<b>CHAMPIONSHIPS (5):</b>	1937 (8-3 record) ..... Defeated Bears 28-21, in title game 1942 (10-1 record) ..... Defeated Bears 14-6, in title game 1982 ..... Defeated Dolphins 27-17 in Super Bowl XVII 1987 ..... Defeated Broncos 42-10 in Super Bowl XXII 1991 ..... Defeated Bills 37-24 in Super Bowl XXVI
<b>PLAYOFF BERTHS [24]:</b>	..... 1936, 1937, 1940, 1942, 1943, 1945, 1971, 1972, 1973, 1974, 1976, 1982, 1983, ..... 1984, 1986, 1987, 1990, 1991, 1992, 1999, 2005, 2007, 2012, 2015

## GAMES

<b>Regular Season Record (1932-2015):</b>	578-565-27 (.506)
<b>Playoff Record (1932-2015):</b>	23-19 (.548)
<b>Most Victories, Season:</b>	1991 - 17 (14-2 regular season, 3-0 playoffs, 17-2 overall)
<b>Best Winning Pct., Season:</b>	1982 - .923 (8-1 regular season, 4-0 playoffs, 12-1 overall)
<b>Worst Winning Pct., Season:</b>	1961 - .077 (1-12-1 regular season)
<b>Most Consecutive Victories:</b>	14 (10/04/42 - 11/07/43)
<b>Most Consecutive Games Without Defeat:</b>	17 (10/04/42 - 11/28/43) - 16 wins, no losses, one tie
<b>Most Consecutive Losses:</b>	17 (10/30/60 - 11/19/61)
<b>Most Consecutive Games Without Victory:</b>	23 (10/16/60 - 12/17/61) - 20 losses, 3 ties

## ATTENDANCE

<b>All-Time Attendance, Home and Away, Regular and Postseason:</b>	62,278,045
<b>All-Time Attendance, Home and Away, Regular Season:</b>	59,800,083
<b>All-Time Attendance, Home and Away, Postseason:</b>	2,477,962
<b>All-Time Attendance, Home Games, Regular and Postseason:</b>	31,363,759
<b>All-Time Attendance, Home Games, Regular Season:</b>	30,389,240
<b>All-Time Attendance, Home Games, Postseason:</b>	974,519
<b>All-Time Attendance, Road Games, Regular and Postseason:</b>	30,481,490
<b>All-Time Attendance, Road Games, Regular Season:</b>	29,410,843
<b>All-Time Attendance, Road Games, Postseason:</b>	1,070,647
<b>All-Time Attendance, Neutral Sites, Postseason:</b>	432,796
<b>Highest Attendance, Any Site:</b>	103,667 (Jan. 30, 1983, SB XVII at the Rose Bowl)
<b>Highest Attendance, Home Game:</b>	90,910 (Dec. 30, 2007, vs. Dallas at FedExField)
<b>Highest Attendance, Road Game:</b>	91,017 (Sept. 26, 2011, at Dallas at Cowboys Stadium)
<b>Highest Home Attendance, Single Season (Total):</b>	721,671 (2012, including one postseason game)
<b>Highest Home Attendance, Single Season (Average):</b>	89,625 (2005)
<b>Highest Regular Season Home Attendance, Single Season (Total):</b>	716,999 (2005)
<b>Highest Regular Season Home Attendance, Single Season (Average):</b>	89,625 (2005)

## HOME STADIUM BREAKDOWN

FACILITY	G	TOTAL	AVG.	RECORD	ALL-TIME			REGULAR SEASON			POSTSEASON	
					W	L	T	W	L	T	W	L
Braves Field (1932)	6	63,500	10,583	18,000	2	3	1	2	3	1	0	0
Fenway Park (1933-36)	27	355,923	13,182	26,000	14	13	0	14	13	0	0	0
Griffith Stadium (1937-60)	145	4,119,319	28,409	47,457	81	58	6	80	57	6	1	1
RFK Stadium (1961-96)	278	14,260,098	51,295	85,454	173	102	3	162	101	3	11	1
FedExField (1997-Present)	155	12,564,919	81,064	90,910	76	78	1	75	76	1	1	2
<b>TOTAL</b>	<b>611</b>	<b>31,363,759</b>	<b>51,332</b>	<b>90,910</b>	<b>346</b>	<b>254</b>	<b>11</b>	<b>333</b>	<b>250</b>	<b>11</b>	<b>13</b>	<b>4</b>

# TOP TENS: CAREER

## GAMES PLAYED

PLAYER	YEARS	GAMES
1 Darrell Green	1983-02	295
2 Monte Coleman	1979-94	215
3 Art Monk	1980-93	205
4 Dave Butz	1975-88	203
5 Len Hauss	1964-77	196
6 Don Warren	1979-92	193
7 Chris Hanburger	1965-78	187
8 Jeff Bostic	1980-93	184
9 Mark Moseley	1974-86	182
10 Mike Bragg	1968-79	172

## SCORING

PLAYER	YEARS	PTS	TD	PAT	FGM	2-PT
1 Mark Moseley	1974-86	1,206	0	417	263	0
2 Chip Lohmiller	1988-94	787	0	262	175	0
3 Charley Taylor	1964-77	540	90	0	0	0
4 John Riggins	1976-85	510	85	0	0	0
5 Curt Knight	1969-73	475	0	172	101	0
6 Art Monk	1980-93	390	65	0	0	0
7 Jerry Smith	1965-77	360	60	0	0	0
8t Gary Clark	1985-92	348	58	0	0	0
8t Hugh Taylor	1947-54	348	58	0	0	0
10t Larry Brown	1969-76	330	55	0	0	0

## TOTAL TOUCHDOWNS

PLAYER	YEARS	TD
1 Charley Taylor	1964-77	90
2 John Riggins	1976-85	85
3 Art Monk	1980-93	65
4 Jerry Smith	1965-77	60
5t Gary Clark	1985-92	58
5t Hugh Taylor	1947-54	58
7 Larry Brown	1969-76	55
8 Bobby Mitchell	1962-68	53
9 Clinton Portis	2004-10	49
10t Stephen Davis	1996-02	48
10t Santana Moss	2005-14	48



## RUSHING YARDS

PLAYER	YEARS	YDS	ATT	AVG	LG	TD
1 John Riggins	1976-85	7,472	1,988	3.8	66t	79
2 Clinton Portis	2004-10	6,824	1,667	4.1	78	46
3 Larry Brown	1969-76	5,875	1,530	3.8	75t	35
4 Stephen Davis	1996-02	5,790	1,383	4.2	76t	45
5 Alfred Morris	2012-15	4,713	1,078	4.4	48	29
6 Terry Allen	1995-98	4,086	1,043	3.9	49t	37
7 Earnest Byner	1989-93	3,950	990	4.0	32	25
8 Cliff Battles	1932-37	3,511	839	4.2	-	23
9 Mike Thomas	1975-78	3,359	878	3.8	34	15
10 Ladell Betts	2002-09	3,176	776	4.1	27	13

## RUSHING ATTEMPTS

PLAYER	YEARS	ATT
1 John Riggins	1976-85	1,988
2 Clinton Portis	2004-10	1,667
3 Larry Brown	1969-76	1,530
4 Stephen Davis	1996-02	1,383
5 Alfred Morris	2012-15	1,078
6 Terry Allen	1995-98	1,043
7 Earnest Byner	1989-93	990
8 Mike Thomas	1975-78	878
9 Cliff Battles	1932-37	839
10 Ladell Betts	2002-09	776

## RUSHING TOUCHDOWNS

PLAYER	YEARS	TD
1 John Riggins	1976-85	79
2 Clinton Portis	2004-10	46
3 Stephen Davis	1996-02	45
4 Terry Allen	1995-98	37
5 Larry Brown	1969-76	35
6 George Rogers	1985-87	31
7 Alfred Morris	2012-15	29
8 Earnest Byner	1989-93	25
9 Cliff Battles	1932-37	23
10 Don Bosseler	1957-64	22

## PASSING YARDS

PLAYER	YEARS	YDS	ATT	COMP	PCT
1 Joe Theismann	1974-85	25,206	3,602	2,044	56.7
2 Sonny Jurgensen	1964-74	22,585	3,155	1,831	58.0
3 Sammy Baugh	1937-52	21,886	2,995	1,693	56.5
4 Mark Rypien	1988-93	15,928	2,207	1,244	56.4
5 Billy Kilmer	1971-78	12,352	1,791	953	53.2
6 Jason Campbell	2006-09	10,860	1,637	1,002	61.2
7 Gus Frerotte	1994-98	9,769	1,422	744	52.3
8 Norm Snead	1961-63	8,306	1,092	531	48.6
9 Robert Griffin III	2012-14	8,097	1,063	679	63.9
10 Eddie LeBaron	1952-59	8,068	1,104	539	48.8

## PASS ATTEMPTS

PLAYER	YEARS	ATT
1 Joe Theismann	1974-85	3,602
2 Sonny Jurgensen	1964-74	3,155
3 Sammy Baugh	1937-52	2,995
4 Mark Rypien	1988-93	2,207
5 Billy Kilmer	1971-78	1,791
6 Jason Campbell	2006-09	1,637
7 Gus Frerotte	1994-98	1,422
8 Eddie LeBaron	1952-59	1,104
9 Norm Snead	1961-63	1,092
10 Robert Griffin III	2012-14	1,063

# TOP TENS: CAREER

## PASS COMPLETIONS

PLAYER.....	YEARS.....	COMP.
1 Joe Theismann.....	1974-85.....	2,044
2 Sonny Jurgensen.....	1964-74.....	1,831
3 Sammy Baugh.....	1937-52.....	1,693
4 Mark Rypien.....	1988-93.....	1,244
5 Jason Campbell.....	2006-09.....	1,002
6 Billy Kilmer.....	1971-78.....	953
7 Gus Frerotte.....	1994-98.....	744
8 Robert Griffin III.....	2012-14.....	679
9 Kirk Cousins.....	2012-15.....	619
10 Brad Johnson.....	1999-00.....	544

## PASSING TOUCHDOWNS

PLAYER.....	YEARS.....	TD
1 Sammy Baugh.....	1937-52.....	187
2 Sonny Jurgensen.....	1964-74.....	179
3 Joe Theismann.....	1974-85.....	160
4 Billy Kilmer.....	1971-78.....	103
5 Mark Rypien.....	1988-93.....	101
6 Eddie LeBaron.....	1952-59.....	59
7 Jason Campbell.....	2006-09.....	55
8 Gus Frerotte.....	1994-98.....	48
9 Kirk Cousins.....	2012-15.....	47
10 Norm Snead.....	1961-63.....	46

## RECEIVING YARDS

PLAYER.....	YEARS.....	YDS.
1 Art Monk.....	1980-93.....	12,026
2 Charley Taylor.....	1964-77.....	9,110
3 Gary Clark.....	1985-92.....	8,742
4 Santana Moss.....	2005-14.....	7,867
5 Bobby Mitchell.....	1962-68.....	6,492
6 Ricky Sanders.....	1986-93.....	5,854
7 Jerry Smith.....	1965-77.....	5,496
8 Hugh Taylor.....	1947-54.....	5,233
9 Chris Cooley.....	2004-12.....	4,711
10 Michael Westbrook.....	1995-01.....	4,280

## RECEPTIONS

PLAYER.....	YEARS.....	REC.....	YDS.....	AVG.....	LG.....	TD
1 Art Monk.....	1980-93.....	888	12,026	13.5	79t	65
2 Charley Taylor.....	1964-77.....	649	9,110	14.0	88t	79
3 Santana Moss.....	2005-14.....	581	7,867	13.5	78t	47
4 Gary Clark.....	1985-92.....	549	8,742	15.9	84t	58
5 Chris Cooley.....	2004-12.....	429	4,711	11.0	66t	33
6 Jerry Smith.....	1965-77.....	421	5,496	13.1	56	60
7 Ricky Sanders.....	1986-93.....	414	5,854	14.1	71	36
8 Bobby Mitchell.....	1962-68.....	393	6,492	16.5	99t	49
9 Pierre Garçon.....	2012-15.....	297	3,508	11.8	88t	18
10 Michael Westbrook.....	1995-01.....	277	4,280	15.5	76t	24

## RECEIVING TOUCHDOWNS

PLAYER.....	YEARS.....	TD
1 Charley Taylor.....	1964-77.....	79
2 Art Monk.....	1980-93.....	65
3 Jerry Smith.....	1965-77.....	60
4t Gary Clark.....	1985-92.....	58
4t Hugh Taylor.....	1947-54.....	58
6 Bobby Mitchell.....	1962-68.....	49
7 Santana Moss.....	2005-14.....	47
8 Ricky Sanders.....	1986-93.....	36
9 Chris Cooley.....	2004-12.....	33
10 Michael Westbrook.....	1995-01.....	24



## SACKS (SINCE 1982)

PLAYER.....	YEARS.....	SACKS
1 Dexter Manley.....	1981-89.....	*91
2 Charles Mann.....	1983-93.....	82
3 Ryan Kerrigan.....	2011-15.....	47.5
4 Monte Coleman.....	1979-94.....	*43.5
5 Ken Harvey.....	1994-98.....	41.5
6 Brian Drakpo.....	2009-14.....	40
7 Dave Butz.....	1975-88.....	*35.5
8 Andre Carter.....	2006-10.....	34
9 Bruce Smith.....	2000-03.....	29
10 Darryl Grant.....	1981-90.....	*27

\* Incomplete Data (stat was not official until 1982)

## INTERCEPTIONS

PLAYER.....	YEARS.....	INT.....	YDS.....	AVG.....	LG.....	TD
1 Darrell Green.....	1983-02.....	54	621	11.5	*83t	6
2 Brig Owens.....	1966-77.....	36	686	19.1	*60t	3
3 Sammy Baugh.....	1937-52.....	*31	*491	*15.8	*74	0
4 Mike Bass.....	1969-75.....	30	478	15.9	68t	3
5 Joe Lavender.....	1976-82.....	*29	*338	*11.7	*51t	1
6 Paul Krause.....	1964-67.....	28	333	11.9	43	1
7t Pat Fischer.....	1968-77.....	27	412	15.3	*67	1
7t Mark Murphy.....	1977-84.....	27	282	10.4	*48	0
9 Ken Houston.....	1973-80.....	24	248	10.3	*37	0
10 DeAngelo Hall.....	2008-13.....	23	369	16.0	92t	3

## FIELD GOAL PCT. (MIN. 50 ATT.)

PLAYER.....	YEARS.....	PCT.
1 Kai Forbath.....	2012-15.....	87.0 (60-69)
2 Shaun Suisham.....	2006-09.....	80.2 (81-101)
3 John Hall.....	2003-06.....	78.3 (54-69)
4 Brett Conway.....	1998-02.....	75.4 (52-69)
5 Graham Gano.....	2009-11.....	73.8 (36-59)
6 Scott Blanton.....	1996-98.....	73.3 (44-60)
7 Chip Lohmiller.....	1988-94.....	71.4 (175-245)
8 Mark Moseley.....	1974-86.....	66.2 (263-397)
9 Curt Knight.....	1969-73.....	57.7 (101-175)
10 Sam Baker.....	1953-59.....	56.3 (54-96)

# TOP TENS: CAREER

## FIELD GOALS MADE

PLAYER.....	YEARS.....	FG
1 Mark Moseley.....	1974-86.....	263
2 Chip Lohmiller.....	1988-94.....	175
3 Curt Knight.....	1969-73.....	101
4 Shaun Suisham.....	2006-09.....	81
5 Kai Forbath.....	2012-15.....	60
6 Graham Gano.....	2009-11.....	59
7t Sam Baker.....	1953-59.....	54
7t John Hall.....	2003-06.....	54
9 Brett Conway.....	1998-02.....	52
10 Scott Blanton.....	1996-98.....	44

## PUNTING AVERAGE (MIN. 50 PUNTS)

PLAYER.....	YEARS.....	AVG.
1 Tress Way.....	2014-15.....	46.8
2 Sammy Baugh.....	1937-52.....	45.1
3 Reggie Roby.....	1993-94.....	44.3
4 Tom Tupa.....	2004.....	44.1
5 Matt Turk.....	1995-99.....	43.8
6 Sam Baker.....	1953-59.....	43.4
7 Sav Rocca.....	2011-13.....	42.9
8t Steve Cox.....	1985-88.....	42.0
8t Eagle Day.....	1950-60.....	42.0
8t Pat Richter.....	1963-70.....	42.0

## PUNTING YARDS

PLAYER.....	YEARS.....	YDS.
1 Mike Bragg.....	1968-79.....	35,746
2 Matt Turk.....	1995-99.....	16,981
3 Sammy Baugh.....	1937-52.....	15,245
4 Pat Richter.....	1963-70.....	14,183
5 Sam Baker.....	1953-59.....	9,673
6 Derrick Frost.....	2005-07.....	9,617
7 Sav Rocca.....	2011-13.....	9,352
8 Bryan Barker.....	2001-03.....	9,048
9 Steve Cox.....	1985-88.....	8,238
10 Jeff Hayes.....	1982-85.....	8,232

## PUNTS

PLAYER.....	YEARS.....	PUNTS
1 Mike Bragg.....	1968-79.....	896
2 Matt Turk.....	1995-99.....	388
3t Sammy Baugh.....	1937-52.....	338
3t Pat Richter.....	1963-70.....	338
5 Derrick Frost.....	2005-07.....	232
6 Sam Baker.....	1953-59.....	223
7 Bryan Barker.....	2001-03.....	222
8 Sav Rocca.....	2011-13.....	218
9 Jeff Hayes.....	1982-85.....	211
10 Steve Cox.....	1985-88.....	196

## KICKOFF RETURN YARDS

PLAYER.....	YEARS.....	YDS.....	KR ...	AVG.....	LG ...	TD
1 Brian Mitchell.....	1990-99.....	9,586.....	421.....	22.8.....	101t.....	2
2 Rock Cartwright.....	2002-09.....	5,332.....	222.....	24.4.....	100t.....	1
3 Mike Nelms.....	1980-84.....	4,128.....	175.....	23.6.....	84.....	0
4 Dick James.....	1956-63.....	3,949.....	155.....	25.5.....	72.....	0
5 Brandon Banks.....	2010-12.....	2,856.....	119.....	24.0.....	96t.....	1
6 Rickie Harris.....	1965-70.....	2,326.....	102.....	22.8.....	54.....	0
7 Eddie Saenz.....	1946-51.....	2,191.....	93.....	23.6.....	94t.....	2
8 Ladell Betts.....	2002-09.....	2,062.....	86.....	24.0.....	94t.....	1
9 James Thrash.....	below*.....	1,903.....	85.....	22.5.....	95t.....	1
10 Larry Jones.....	1974-77.....	1,816.....	73.....	24.8.....	102t.....	1

\*1997-2000, 2004-09

## PUNT RETURN YARDS

PLAYER.....	YEARS.....	YDS.....	PR ...	AVG.....	LG ...	TD
1 Brian Mitchell.....	1990-99.....	3,476.....	317.....	11.0.....	84t.....	7
2 Mike Nelms.....	1980-84.....	1,948.....	212.....	9.2.....	75t.....	2
3 Eddie Brown.....	1975-77.....	1,150.....	111.....	10.4.....	*71t.....	1
4 Rickie Harris.....	1965-70.....	1,005.....	119.....	8.4.....	86t.....	3
5 Brandon Banks.....	2010-12.....	937.....	100.....	9.4.....	55.....	0
6 Antwaan Randle El.....	2006-09.....	907.....	129.....	7.0.....	87t.....	1
7 Dick James.....	1956-63.....	794.....	98.....	8.1.....	39.....	0
8 Eddie Saenz.....	1946-51.....	643.....	59.....	10.9.....	*32.....	0
9 Andy Farkas.....	1938-44.....	*630.....	*52.....	*12.1.....	*59.....	1
10 Darrell Green.....	1983-02.....	611.....	51.....	12.0.....	*37.....	0





# TOP TENS: SINGLE-SEASON

## SCORING

PLAYER.....	YEAR.....	PTS.....	TD.....	PAT.....	FGM.....	2-PT.....
1 Mark Moseley.....	1983.....	161.....	0.....	62.....	33.....	0
2 Chip Lohmiller.....	1991.....	149.....	0.....	56.....	31.....	0
3 John Riggins.....	1983.....	144.....	24.....	0.....	0.....	0
4 Chip Lohmiller.....	1990.....	131.....	0.....	41.....	30.....	0
5 Chip Lohmiller.....	1989.....	128.....	0.....	41.....	29.....	0
6 Terry Allen.....	1996.....	126.....	21.....	0.....	0.....	0
7t Chip Lohmiller.....	1992.....	120.....	0.....	30.....	30.....	0
7t Mark Moseley.....	1984.....	120.....	0.....	48.....	24.....	0
9t Graham Gano.....	2011.....	118.....	0.....	25.....	31.....	0
9t Scott Blanton (R).....	1996.....	118.....	0.....	40.....	26.....	0

## TOTAL TOUCHDOWNS

PLAYER.....	YEAR.....	TD.....
1 John Riggins.....	1983.....	24
2 Terry Allen.....	1996.....	21
3 George Rogers.....	1986.....	18
4 Stephen Davis.....	1999.....	17
5 Charley Taylor.....	1966.....	15
6t Larry Brown.....	1973.....	14
6t John Riggins.....	1984.....	14
8t John Riggins.....	1981.....	13
8t Alfred Morris.....	2012.....	13
10t Seven players tied.....		12

## RUSHING YARDS

PLAYER.....	YEAR.....	YDS.....	ATT.....	AVG.....	LG.....	TD.....
1 Alfred Morris.....	2012.....	1,613.....	335.....	4.8.....	39t.....	13
2 Clinton Portis.....	2005.....	1,516.....	352.....	4.3.....	47t.....	11
3 Clinton Portis.....	2008.....	1,487.....	342.....	4.3.....	31.....	9
4 Stephen Davis.....	2001.....	1,432.....	356.....	4.0.....	32.....	5
5 Stephen Davis.....	1999.....	1,405.....	290.....	4.8.....	76t.....	17
6 Terry Allen.....	1996.....	1,353.....	347.....	3.9.....	49t.....	21
7 John Riggins.....	1983.....	1,347.....	375.....	3.6.....	44.....	24
8 Stephen Davis.....	2000.....	1,318.....	332.....	4.0.....	50t.....	11
9 Clinton Portis.....	2004.....	1,315.....	343.....	3.8.....	64t.....	5
10 Terry Allen.....	1995.....	1,309.....	338.....	3.9.....	28.....	10

## RUSHING ATTEMPTS

PLAYER.....	YEAR.....	ATT.....
1 John Riggins.....	1983.....	375
2 Stephen Davis.....	2001.....	356
3 Clinton Portis.....	2005.....	352
4 Terry Allen.....	1996.....	347
5 Clinton Portis.....	2004.....	343
6 Clinton Portis.....	2008.....	342
7 Terry Allen.....	1995.....	338
8 Alfred Morris (R).....	2012.....	335
9 Stephen Davis.....	2000.....	332
10 John Riggins.....	1984.....	327

## RUSHING TOUCHDOWNS

PLAYER.....	YEAR.....	TD.....
1 John Riggins.....	1983.....	24
2 Terry Allen.....	1996.....	21
3 George Rogers.....	1986.....	18
4 Stephen Davis.....	1999.....	17
5 John Riggins.....	1984.....	14
6t John Riggins.....	1981.....	13
6t Alfred Morris.....	2012.....	13
8t Stephen Davis.....	2000.....	11
8t Clinton Portis.....	2005.....	11
8t Clinton Portis.....	2007.....	11
8t Gerald Riggs.....	1991.....	11

## PASSING YARDS

PLAYER.....	YEAR.....	YDS.....	ATT.....	COMP.....	TD.....	INT.....
1 Kirk Cousins.....	2015.....	4,166.....	543.....	379.....	29.....	11
2 Jay Schroeder.....	1986.....	4,109.....	541.....	276.....	22.....	22
3 Brad Johnson.....	1999.....	4,005.....	519.....	316.....	24.....	13
4 Mark Rypien.....	1989.....	3,768.....	476.....	280.....	22.....	13
5 Sonny Jurgensen.....	1967.....	3,747.....	508.....	288.....	31.....	16
6 Joe Theismann.....	1983.....	3,714.....	459.....	276.....	29.....	11
7 Jason Campbell.....	2009.....	3,618.....	507.....	327.....	20.....	15
8 Joe Theismann.....	1981.....	3,568.....	496.....	293.....	19.....	20
9 Mark Rypien.....	1991.....	3,564.....	421.....	249.....	28.....	11
10 Gus Frotte.....	1996.....	3,453.....	470.....	270.....	12.....	11

## PASS ATTEMPTS

PLAYER.....	YEAR.....	ATT.....
1 Kirk Cousins.....	2015.....	543
2 Jay Schroeder.....	1986.....	541
3 Brad Johnson.....	1999.....	519
4 Trent Green.....	1998.....	509
5 Sonny Jurgensen.....	1967.....	508
6 Jason Campbell.....	2009.....	507
7 Jason Campbell.....	2008.....	506
8 Joe Theismann.....	1981.....	496
9 Mark Rypien.....	1992.....	479
10 Joe Theismann.....	1984.....	477

## PASS COMPLETIONS

PLAYER.....	YEARS.....	COMP.....
1 Kirk Cousins.....	2015.....	379
2 Jason Campbell.....	2009.....	327
3 Brad Johnson.....	1999.....	316
4 Jason Campbell.....	2008.....	315
5 Joe Theismann.....	1981.....	293
6 Sonny Jurgensen.....	1967.....	288
7 Joe Theismann.....	1984.....	283
8 Mark Rypien.....	1989.....	280
9 Trent Green.....	1998.....	278
10t Jay Schroeder.....	1986.....	276
10t Joe Theismann.....	1983.....	276

## PASSING TOUCHDOWNS

PLAYER.....	YEARS.....	TD.....
1 Sonny Jurgensen.....	1967.....	31
2t Kirk Cousins.....	2015.....	29
2t Joe Theismann.....	1983.....	29
4t Sonny Jurgensen.....	1966.....	28
4t Mark Rypien.....	1991.....	28
6 Sammy Baugh.....	1947.....	25
7t Brad Johnson.....	1999.....	24
7t Sonny Jurgensen.....	1964.....	24
7t Joe Theismann.....	1984.....	24
10t Sammy Baugh.....	1943.....	23
10t Mark Brunell.....	2005.....	23
10t Trent Green.....	1998.....	23
10t Sonny Jurgensen.....	1970.....	23
10t Billy Kilmer.....	1975.....	23

# TOP TENS: SINGLE-SEASON

## PASSER RATING

PLAYER.....	YEAR.....	RATING.....
1 Sammy Baugh.....	1945.....	109.9
2 Robert Griffin III (R).....	2012.....	102.4
3 Kirk Cousins.....	2015.....	101.6
4 Mark Rypien.....	1991.....	97.9
5 Joe Theismann.....	1983.....	97.0
6 Sammy Baugh.....	1947.....	92.0
7 Sonny Jurgensen.....	1970.....	91.5
8 Joe Theismann.....	1982.....	91.3
9 Brad Johnson.....	1999.....	90.0
10 Mark Rypien.....	1989.....	88.1

## RECEIVING YARDS

PLAYER.....	YEAR.....	YDS.....
1 Santana Moss.....	2005.....	1,483
2 Bobby Mitchell.....	1963.....	1,436
3 Henry Ellard.....	1994.....	1,397
4 Bobby Mitchell.....	1962.....	1,384
5 Art Monk.....	1984.....	1,372
6 Pierre Garçon.....	2013.....	1,346
7 Gary Clark.....	1991.....	1,340
8 Gary Clark.....	1986.....	1,265
9 Gary Clark.....	1989.....	1,229
10 Art Monk.....	1985.....	1,226

## RECEPTIONS

PLAYER.....	YEAR.....	REC.....
1 Pierre Garçon.....	2013.....	113
2 Art Monk.....	1984.....	106
3 Santana Moss.....	2010.....	93
4 Art Monk.....	1985.....	91
5 Laveranues Coles.....	2004.....	90
6 Jordan Reed.....	2015.....	87
7 Art Monk.....	1989.....	86
8 Santana Moss.....	2005.....	84
9t Jordan Reed.....	2015.....	83
9t Chris Cooley.....	2008.....	83

## RECEIVING TOUCHDOWNS

PLAYER.....	YEAR.....	TD.....
1t Ricky Sanders.....	1988.....	12
1t Jerry Smith.....	1967.....	12
1t Charley Taylor.....	1966.....	12
1t Hugh Taylor.....	1952.....	12
5t Jordan Reed.....	2015.....	11
5t Bobby Mitchell.....	1962.....	11
7t Gary Clark.....	1991.....	10
7t Bobby Mitchell.....	1964.....	10
9t Gary Clark.....	1989.....	9
9t Bobby Mitchell.....	1966.....	9
9t Santana Moss.....	2005.....	9
9t Pat Richter.....	1968.....	9
9t Jerry Smith.....	1969.....	9
9t Jerry Smith.....	1970.....	9
9t Charley Taylor.....	1967.....	9
9t Hugh Taylor.....	1949.....	9
9t Hugh Taylor.....	1950.....	9
9t Michael Westbrook.....	1999.....	9

## SACKS (SINCE 1982)

PLAYER.....	YEAR.....	SACKS.....
1 Dexter Manley.....	1986.....	18.5
2 Dexter Manley.....	1985.....	15.0
3 Charles Mann.....	1985.....	14.5
4t Ryan Kerrigan.....	2014.....	13.5
4t Ken Harvey.....	1994.....	13.5
4t Dexter Manley.....	1984.....	13.5
7 Marco Coleman.....	2000.....	12.5
8t Dave Butz.....	1983.....	11.5
8t Charles Mann.....	1991.....	11.5
10t Andre Carter.....	2009.....	11.0
10t Brian Drakpo (R).....	2009.....	11.0
10t LaVar Arrington.....	2002.....	11.0
10t Dexter Manley.....	1983.....	11.0
10t Rich Owens.....	1996.....	11.0

## INTERCEPTIONS

PLAYER.....	YEAR.....	INT.....
1 Dan Sandifer (R).....	1948.....	13
2 Paul Krause (R).....	1964.....	12
3 Sammy Baugh.....	1943.....	11
4 Don Doll.....	1953.....	10
5t Dick Alban.....	1954.....	9
5t Mark Murphy.....	1983.....	9
5t Lemar Parrish.....	1979.....	9
5t Barry Wilburn.....	1987.....	9
9t Mike Bass.....	1971.....	8
9t Norb Hecker.....	1956.....	8
9t Paul Krause.....	1967.....	8
9t Joe Lavender.....	1976.....	8
9t Brig Owens.....	1968.....	8

## FIELD GOAL PCT. (MIN. 1 FGA/G)

PLAYER.....	YEAR.....	PCT.....
1 Mark Moseley.....	1982.....	95.2 (20-21)
2 Kai Forbath.....	2012.....	94.4 (17-18)
3 Dustin Hokins.....	2015.....	89.3 (25-28)
4 Kai Forbath.....	2014.....	88.9 (24-27)
5 Shaun Suisham.....	2009.....	85.7 (18-21)
6 Shaun Suisham.....	2007.....	82.9 (29-35)
7 Kai Forbath.....	2013.....	81.8 (18-22)
8 Scott Blanton (R).....	1996.....	81.3 (26-32)
9 Brett Conway.....	2001.....	78.8 (26-33)
10 Mark Moseley.....	1984.....	77.4 (24-31)

## FIELD GOALS MADE

PLAYER.....	YEAR.....	FG.....
1 Mark Moseley.....	1983.....	33
2t Graham Gano.....	2011.....	31
2t Chip Lohmiller.....	1991.....	31
4t Chip Lohmiller.....	1990.....	30
4t Chip Lohmiller.....	1992.....	30
6t Curt Knight.....	1971.....	29
6t Chip Lohmiller.....	1989.....	29
6t Shaun Suisham.....	2007.....	29
9 Eddie Murray.....	1995.....	27
10t Scott Blanton (R).....	1996.....	26
10t Brett Conway.....	2001.....	26
10t Shaun Suisham.....	2008.....	26

# TOP TENS: SINGLE-SEASON

## PUNTING AVERAGE

PLAYER.....	YEAR.....	AVG.
1 Sammy Baugh.....	1940.....	51.4
2 Sammy Baugh.....	1941.....	48.7
3 Sammy Baugh.....	1942.....	48.2
4 Tress Way.....	2014.....	47.5
5 Tress Way.....	2015.....	46.1
6 Sammy Baugh.....	1943.....	45.9
7 Sam Baker.....	1959.....	45.5
8 Sam Baker.....	1958.....	45.4
9t Matt Turk.....	1997.....	45.1
9t Matt Turk.....	1996.....	45.1

## NET PUNTING AVERAGE (SINCE 1976)

PLAYER.....	YEAR.....	AVG.
1 Tress Way.....	2014.....	40.0
2 Tress Way.....	2015.....	39.8
3t Matt Turk.....	1997.....	39.2
3t Matt Turk.....	1996.....	39.2
4t Sav Rocca.....	2011.....	39.0
4t Matt Turk.....	1998.....	39.0
7 Matt Turk.....	1995.....	37.7
8 Reggie Roby.....	1993.....	37.2
9 Sav Rocca.....	2012.....	37.2
10 Hunter Smith.....	2009.....	36.8

## PUNTING YARDS

PLAYER.....	YEAR.....	YDS.
1 Tom Tupa.....	2004.....	4,544
2 Matt Turk.....	1998.....	4,103
3 Mike Bragg.....	1978.....	4,056
4 Matt Turk.....	1997.....	3,788
5 Pat Richter.....	1964.....	3,749
6 Bryan Barker.....	2001.....	3,747
7 Tress Way.....	2014.....	3,659
8 Reggie Roby.....	1994.....	3,639
9 Sav Rocca.....	2013.....	3,526
10 Mike Bragg.....	1976.....	3,503

## PUNTS

PLAYER.....	YEAR.....	PUNTS
1t Mike Bragg.....	1978.....	103
1t Tom Tupa.....	2004.....	103
3 Matt Turk.....	1998.....	93
4t Mike Bragg.....	1977.....	91
4t Pat Richter.....	1964.....	91
6t Bryan Barker.....	2001.....	90
6t Mike Bragg.....	1976.....	90
8 Mike Connell.....	1980.....	85
9t Bryan Barker.....	2003.....	84
9t Sav Rocca.....	2013.....	84
9t Matt Turk.....	1997.....	84

## KICKOFF RETURN AVERAGE

PLAYER.....	YEAR.....	AVG.....	ATT.....	YDS.....	LG.....	TD
1 Mike Nelms.....	1981.....	29.7.....	37.....	1,099.....	84.....	0
2 Dick James.....	1961.....	29.4.....	21.....	617.....	48.....	0
3 Larry Jones (R).....	1974.....	29.2.....	23.....	672.....	102t.....	1
4 Herb Mul-Key.....	1973.....	28.1.....	36.....	1,011.....	97t.....	1
5 Joe Scudero.....	1955.....	28.0.....	25.....	699.....	94t.....	1
6 Dick James.....	1962.....	27.8.....	32.....	889.....	72.....	0
7 Dick James.....	1963.....	27.7.....	30.....	830.....	48.....	0
8 Eddie Saenz.....	1947.....	27.5.....	29.....	797.....	94t.....	2
9 Speedy Duncan.....	1971.....	26.8.....	27.....	724.....	48.....	0
10 Dale Atkeson (R).....	1954.....	26.0.....	24.....	623.....	99t.....	1

## KICKOFF RETURN YARDS

PLAYER.....	YEAR.....	YARDS
1 Rock Cartwright.....	2006.....	1,541
2 Brian Mitchell.....	1994.....	1,478
3 Brian Mitchell.....	1995.....	1,408
4 Rock Cartwright.....	2007.....	1,339
5 Brian Mitchell.....	1998.....	1,337
6 Rock Cartwright.....	2008.....	1,307
7 Brian Mitchell.....	1996.....	1,258
8 Brandon Banks.....	2011.....	1,174
9 Brandon Banks (R).....	2010.....	1,155
10 Michael Bates.....	2001.....	1,150

## PUNT RETURN AVERAGE

PLAYER.....	YEAR.....	ATT.....	YDS.....	AVG.....	LG.....	TD
1 Johnny Williams (R) ..	1952.....	24.....	366.....	15.3.....	74t.....	2
2 Brian Mitchell.....	1994.....	32.....	452.....	14.1.....	78t.....	2
3 Eddie Brown.....	1976.....	48.....	646.....	13.5.....	71t.....	1
4 Brian Mitchell.....	1991.....	45.....	600.....	13.3.....	69t.....	2
5 Eddie Saenz.....	1947.....	24.....	308.....	12.8.....	30.....	0
6 Brian Mitchell.....	1995.....	25.....	315.....	12.6.....	59t.....	1
7 Eric Metcalf.....	2001.....	33.....	412.....	12.5.....	89t.....	1
8 Rickie Harris (R).....	1965.....	31.....	377.....	12.2.....	57t.....	1
9 Steve Bagarus (R) ..	1945.....	21.....	251.....	12.0.....	28.....	0
10 Dan Sandifer (R).....	1948.....	20.....	236.....	11.8.....	35.....	0

## PUNT RETURN YARDS

PLAYER.....	YEAR.....	YARDS
1 Eddie Brown.....	1976.....	646
2 Brian Mitchell.....	1991.....	600
3 Brian Mitchell.....	1998.....	506
4 Mike Nelms.....	1981.....	492
5 Mike Nelms.....	1980.....	487
6t Eddie Brown.....	1977.....	452
6t Brian Mitchell.....	1994.....	452
8 Tony Green (R).....	1978.....	443
9 Brian Mitchell.....	1997.....	442
10 Brandon Banks (R).....	2010.....	431

# YEAR-BY-YEAR STAT COMPARISON

YEAR	SCORING			RUSHING			PASSING			OWN-OPP			OWN-OPP			OWN-OPP			OWN-OPP										
	PIS-PTS	PPG-PPG	OWN-OPP	ATT-ATT	OWN-OPP	YDS-YDS	OWN-OPP	ATT-ATT	OWN-OPP	COM-COM	PCT-PCT	YDS-YDS	Avg-Avg	TD-TD	OWN-OPP	PCT-PCT	YDS-YDS	Avg-Avg	TD-TD	OWN-OPP	PCT-PCT	YDS-YDS	Avg-Avg	TD-TD	OWN-OPP	PCT-PCT	YDS-YDS	Avg-Avg	TD-TD
1932	55-79	8.5-81	304-448	466-329	1,249-1,559	4-4	106-162	183-233	31-44.4	33-72	311-44.4	213-233	2.3	15	183-233	31-44.4	213-233	2.3	15	183-233	31-44.4	213-233	2.3	15	183-233	31-44.4	213-233	2.3	15
1933	103-97	8.5-81	466-329	415-418	1,668-1,715	11-6	138-159	175-167	35-45	35-45	25.4-28.3	459-682	4.9-8.1	1-7	459-682	25.4-28.3	459-682	4.9-8.1	1-7	459-682	25.4-28.3	459-682	4.9-8.1	1-7	459-682	25.4-28.3	459-682	4.9-8.1	1-7
1934	107-94	8.9-78	415-418	447-404	1,271-998	10-5	175-167	214-198	48-68	48-68	36.0-31.3	767-928	4.4-5.6	4-4	767-928	36.0-31.3	767-928	4.4-5.6	4-4	767-928	36.0-31.3	767-928	4.4-5.6	4-4	767-928	36.0-31.3	767-928	4.4-5.6	4-4
1935	65-123	5.9-11.2	447-404	435-434	1,454-1,148	5-5	222-171	99-66	76-62	76-62	36.0-31.3	1,102-954	5.2-4.8	3-8	1,102-954	36.0-31.3	1,102-954	5.2-4.8	3-8	1,102-954	36.0-31.3	1,102-954	5.2-4.8	3-8	1,102-954	36.0-31.3	1,102-954	5.2-4.8	3-8
1936	149-110	12.7-9.2	435-434	450-352	1,604-1,149	8-3	248-195	201-243	99-66	99-66	36.0-31.3	1,316-946	5.9-5.5	5-7	1,316-946	36.0-31.3	1,316-946	5.9-5.5	5-7	1,316-946	36.0-31.3	1,316-946	5.9-5.5	5-7	1,316-946	36.0-31.3	1,316-946	5.9-5.5	5-7
1937	195-120	17.7-10.9	450-352	388-427	1,424-1,231	10-8	248-195	201-243	99-66	99-66	36.0-31.3	1,596-943	6.2-4.8	20-17	1,596-943	36.0-31.3	1,596-943	6.2-4.8	20-17	1,596-943	36.0-31.3	1,596-943	6.2-4.8	20-17	1,596-943	36.0-31.3	1,596-943	6.2-4.8	20-17
1938	148-154	13.5-4.0	388-427	410-412	1,693-989	10-8	248-195	201-243	99-66	99-66	36.0-31.3	1,596-943	6.2-4.8	28-19	1,596-943	36.0-31.3	1,596-943	6.2-4.8	28-19	1,596-943	36.0-31.3	1,596-943	6.2-4.8	28-19	1,596-943	36.0-31.3	1,596-943	6.2-4.8	28-19
1939	242-94	22.0-8.5	410-412	400-362	1,402-1,075	12-5	244-287	144-125	58.2-37.0	58.2-37.0	58.2-37.0	1,795-1,116	8.9-4.6	18-16	1,795-1,116	58.2-37.0	1,795-1,116	8.9-4.6	18-16	1,795-1,116	58.2-37.0	1,795-1,116	8.9-4.6	18-16	1,795-1,116	58.2-37.0	1,795-1,116	8.9-4.6	18-16
1940	245-142	22.3-12.9	400-362	406-410	1,087-1,110	15-5	244-287	144-125	58.2-37.0	58.2-37.0	58.2-37.0	1,795-1,116	8.9-4.6	22-18	1,795-1,116	58.2-37.0	1,795-1,116	8.9-4.6	22-18	1,795-1,116	58.2-37.0	1,795-1,116	8.9-4.6	22-18	1,795-1,116	58.2-37.0	1,795-1,116	8.9-4.6	22-18
1941	176-174	16.0-15.8	406-410	406-410	1,087-1,110	8-16	262-229	134-103	51-45.0	51-45.0	51-45.0	1,563-1,338	6.0-5.8	30-23	1,563-1,338	51-45.0	1,563-1,338	6.0-5.8	30-23	1,563-1,338	51-45.0	1,563-1,338	6.0-5.8	30-23	1,563-1,338	51-45.0	1,563-1,338	6.0-5.8	30-23
1942	227-102	20.6-9.3	413-367	413-367	1,521-848	8-5	257-216	137-81	53.3-37.5	53.3-37.5	53.3-37.5	1,600-1,093	6.2-5.1	17-19	1,600-1,093	53.3-37.5	1,600-1,093	6.2-5.1	17-19	1,600-1,093	53.3-37.5	1,600-1,093	6.2-5.1	17-19	1,600-1,093	53.3-37.5	1,600-1,093	6.2-5.1	17-19
1943	229-137	22.9-13.7	320-406	320-406	1,085-1,330	7-10	254-193	139-77	34-33.3	34-33.3	34-33.3	1,600-1,093	6.2-5.1	20-26	1,600-1,093	34-33.3	1,600-1,093	6.2-5.1	20-26	1,600-1,093	34-33.3	1,600-1,093	6.2-5.1	20-26	1,600-1,093	34-33.3	1,600-1,093	6.2-5.1	20-26
1944	169-160	16.9-16.0	342-409	342-409	904-1,492	6-15	299-188	170-84	56.9-44.7	56.9-44.7	56.9-44.7	2,021-1,166	6.8-6.2	17-9	2,021-1,166	56.9-44.7	2,021-1,166	6.8-6.2	17-9	2,021-1,166	56.9-44.7	2,021-1,166	6.8-6.2	17-9	2,021-1,166	56.9-44.7	2,021-1,166	6.8-6.2	17-9
1945	209-121	20.9-12.1	394-337	407-484	1,708-1,003	15-8	228-209	148-95	64.0-45.5	64.0-45.5	64.0-45.5	1,838-1,121	8.1-5.4	12-9	1,838-1,121	64.0-45.5	1,838-1,121	8.1-5.4	12-9	1,838-1,121	64.0-45.5	1,838-1,121	8.1-5.4	12-9	1,838-1,121	64.0-45.5	1,838-1,121	8.1-5.4	12-9
1946	171-191	15.5-17.4	438-407	438-407	1,482-1,103	10-16	221-216	112-101	50.7-46.8	50.7-46.8	50.7-46.8	1,618-1,342	7.3-6.2	10-10	1,618-1,342	50.7-46.8	1,618-1,342	7.3-6.2	10-10	1,618-1,342	50.7-46.8	1,618-1,342	7.3-6.2	10-10	1,618-1,342	50.7-46.8	1,618-1,342	7.3-6.2	10-10
1947	295-367	24.6-30.6	384-409	384-409	1,343-1,546	3-5	416-282	231-146	55.5-51.8	55.5-51.8	55.5-51.8	3,336-2,422	8.0-6.6	26-26	3,336-2,422	55.5-51.8	3,336-2,422	8.0-6.6	26-26	3,336-2,422	55.5-51.8	3,336-2,422	8.0-6.6	26-26	3,336-2,422	55.5-51.8	3,336-2,422	8.0-6.6	26-26
1948	291-287	24.3-23.9	434-482	434-482	1,603-1,958	11-17	360-289	202-135	56.1-46.7	56.1-46.7	56.1-46.7	2,861-1,953	8.0-6.8	28-26	2,861-1,953	56.1-46.7	2,861-1,953	8.0-6.8	28-26	2,861-1,953	56.1-46.7	2,861-1,953	8.0-6.8	28-26	2,861-1,953	56.1-46.7	2,861-1,953	8.0-6.8	28-26
1949	268-339	22.3-28.3	407-484	407-484	1,579-2,316	14-23	394-316	197-148	50.0-46.8	50.0-46.8	50.0-46.8	2,816-2,409	7.2-7.8	22-24	2,816-2,409	50.0-46.8	2,816-2,409	7.2-7.8	22-24	2,816-2,409	50.0-46.8	2,816-2,409	7.2-7.8	22-24	2,816-2,409	50.0-46.8	2,816-2,409	7.2-7.8	22-24
1950	232-326	19.3-27.2	410-462	410-462	1,773-1,944	10-17	326-295	154-145	43.8-44.2	43.8-44.2	43.8-44.2	2,093-2,276	6.7-6.9	18-19	2,093-2,276	43.8-44.2	2,093-2,276	6.7-6.9	18-19	2,093-2,276	43.8-44.2	2,093-2,276	6.7-6.9	18-19	2,093-2,276	43.8-44.2	2,093-2,276	6.7-6.9	18-19
1951	183-296	15.3-24.7	547-484	547-484	2,151-2,093	14-20	226-289	99-140	49.0-47.4	49.0-47.4	49.0-47.4	1,508-2,104	6.8-7.1	8-16	1,508-2,104	49.0-47.4	1,508-2,104	6.8-7.1	8-16	1,508-2,104	49.0-47.4	1,508-2,104	6.8-7.1	8-16	1,508-2,104	49.0-47.4	1,508-2,104	6.8-7.1	8-16
1952	240-287	20.0-23.8	467-428	467-428	1,655-1,817	10-19	286-275	147-121	38.5-48.9	38.5-48.9	38.5-48.9	2,127-1,817	7.4-6.6	20-12	2,127-1,817	38.5-48.9	2,127-1,817	7.4-6.6	20-12	2,127-1,817	38.5-48.9	2,127-1,817	7.4-6.6	20-12	2,127-1,817	38.5-48.9	2,127-1,817	7.4-6.6	20-12
1953	208-215	17.9-17.9	413-455	413-455	1,726-1,886	10-15	278-350	107-171	43.8-47.4	43.8-47.4	43.8-47.4	1,736-1,950	6.2-5.6	12-8	1,736-1,950	43.8-47.4	1,736-1,950	6.2-5.6	12-8	1,736-1,950	43.8-47.4	1,736-1,950	6.2-5.6	12-8	1,736-1,950	43.8-47.4	1,736-1,950	6.2-5.6	12-8
1954	207-432	17.3-36.0	427-400	427-400	1,626-1,888	8-20	257-387	116-127	45.1-56.1	45.1-56.1	45.1-56.1	1,813-3,060	7.1-7.9	15-33	1,813-3,060	45.1-56.1	1,813-3,060	7.1-7.9	15-33	1,813-3,060	45.1-56.1	1,813-3,060	7.1-7.9	15-33	1,813-3,060	45.1-56.1	1,813-3,060	7.1-7.9	15-33
1955	246-222	20.5-18.5	478-391	478-391	2,000-1,275	7-8	257-340	101-165	39.3-48.5	39.3-48.5	39.3-48.5	1,548-2,189	6.0-6.4	11-17	1,548-2,189	39.3-48.5	1,548-2,189	6.0-6.4	11-17	1,548-2,189	39.3-48.5	1,548-2,189	6.0-6.4	11-17	1,548-2,189	39.3-48.5	1,548-2,189	6.0-6.4	11-17
1956	193-225	15.3-18.6	501-446	501-446	1,743-1,570	5-15	215-240	104-220	48.4-50.0	48.4-50.0	48.4-50.0	1,335-1,739	6.2-7.2	11-11	1,335-1,739	48.4-50.0	1,335-1,739	6.2-7.2	11-11	1,335-1,739	48.4-50.0	1,335-1,739	6.2-7.2	11-11	1,335-1,739	48.4-50.0	1,335-1,739	6.2-7.2	11-11
1957	251-230	29.9-19.2	500-394	500-394	1,873-1,567	17-11	201-262	109-135	54.2-51.5	54.2-51.5	54.2-51.5	1,741-2,193	8.7-8.4	11-18	1,741-2,193	54.2-51.5	1,741-2,193	8.7-8.4	11-18	1,741-2,193	54.2-51.5	1,741-2,193	8.7-8.4	11-18	1,741-2,193	54.2-51.5	1,741-2,193	8.7-8.4	11-18
1958	114-268	17.8-22.3	480-396	480-396	1,977-1,734	4-14	251-300	121-165	48.2-51.0	48.2-51.0	48.2-51.0	1,989-2,792	7.9-8.3	14-21	1,989-2,792	48.2-51.0	1,989-2,792	7.9-8.3	14-21	1,989-2,792	48.2-51.0	1,989-2,792	7.9-8.3	14-21	1,989-2,792	48.2-51.0	1,989-2,792	7.9-8.3	14-21
1959	185-350	15.4-23.2	422-404	422-404	1,964-2,214	9-13	284-319	121-165	42.6-56.0	42.6-56.0	42.6-56.0	1,824-2,606	6.4-8.2	13-26	1,824-2,606	42.6-56.0	1,824-2,606	6.4-8.2	13-26	1,824-2,606	42.6-56.0	1,824-2,606	6.4-8.2	13-26	1,824-2,606	42.6-56.0	1,824-2,606	6.4-8.2	13-26
1960	178-309	14.8-25.7	415-362	415-362	1,313-1,502	3-2-4-1	274-321	147-169	53.6-52.6	53.6-52.6	53.6-52.6	2,566-3,493	6.1-8.5	9-24	2,566-3,493	53.6-52.6													

# YEAR-BY-YEAR STAT COMPARISON

YEAR	SCORING			RUSHING			PASSING			OWN-OPP			OWN-OPP			OWN-OPP		
	PTS-PTS	PPG-PPG	OWN-OPP	ATT-ATT	OWN-OPP	OWN-OPP	OWN-OPP	OWN-OPP	OWN-OPP	OWN-OPP	OWN-OPP	OWN-OPP	OWN-OPP	OWN-OPP	OWN-OPP	OWN-OPP	OWN-OPP	OWN-OPP
1974	320-196	23.2-14.0	1,443-1,439	470-414	470-414	1,443-1,439	31-3.5	31-3.5	448-389	448-389	254-197	61.5-49.4	2,978-2,102	72-5.3	28-13	11-25		
1975	325-276	22.9-18.7	1,752-2,047	444-525	444-525	1,752-2,047	3.9-3.9	9-11	448-389	448-389	229-217	51.1-55.8	3,092-2,712	69-7.0	28-17	29-18		
1976	291-217	20.0-15.5	2,111-2,205	548-555	548-555	2,111-2,205	3.9-4.0	10-12	370-354	370-354	187-146	50.4-41.2	2,288-2,241	6.2-6.3	20-26	20-26		
1977	196-189	14.0-13.5	1,752-2,039	502-537	502-537	1,752-2,039	3.5-3.8	4-8	383-380	383-380	183-167	47.8-43.9	2,284-2,430	6.0-6.4	15-11	16-21		
1978	273-283	17-17.7	2,082-2,536	537-625	537-625	2,082-2,536	3.9-4.1	10-15	438-409	438-409	212-197	48.4-48.2	2,978-2,701	6.8-6.6	17-11	21-22		
1979	348-295	21.8-18.4	2,328-2,154	609-541	609-541	2,328-2,154	3.8-4.0	17-21	401-470	401-470	235-234	58.6-48.8	2,839-3,339	71-71	20-18	15-26		
1980	261-293	16.3-18.3	2,016-2,524	517-585	517-585	2,016-2,524	3.9-4.3	12-16	486-392	486-392	284-187	58.4-47.7	3,171-2,504	6.5-6.4	17-17	18-33		
1981	347-349	21.7-21.8	2,157-2,161	532-532	532-532	2,157-2,161	4.1-4.1	19-17	525-452	525-452	307-214	58.5-47.3	3,743-3,310	71-73	19-21	22-24		
1982	501-128	21.1-14.2	1,140-846	315-247	315-247	1,140-846	4.2-3.8	5-8	253-275	253-275	162-146	64.0-53.1	2,069-1,870	8.2-6.8	13-8	9-11		
1983	541-332	33.8-20.8	2,825-1,289	629-349	629-349	2,825-1,289	4.2-3.7	30-9	463-570	463-570	278-301	60.0-52.8	3,785-4,377	81-77	29-28	11-34		
1984	426-19.4	26.6-19.4	2,274-1,589	588-390	588-390	2,274-1,589	3.9-4.1	20-13	485-575	485-575	286-318	59.0-55.3	3,417-4,301	70-75	24-25	13-21		
1985	297-312	18.6-19.5	2,523-1,734	571-424	571-424	2,523-1,734	4.4-4.1	20-11	512-465	512-465	280-239	54.7-51.4	3,243-3,124	6.3-6.7	13-19	21-23		
1986	368-296	23.0-18.5	1,732-1,805	474-459	474-459	1,732-1,805	3.7-3.9	23-14	542-552	542-552	276-302	50.9-56.8	4,109-3,916	7.6-7.4	22-21	22-19		
1987	379-285	25.3-19.0	2,102-1,679	500-441	500-441	2,102-1,679	4.2-4.2	18-10	478-527	478-527	247-276	51.7-52.4	3,718-3,767	7.8-7.1	27-19	18-23		
1988	345-387	16.2-24.2	1,543-1,745	423-442	423-442	1,543-1,745	3.5-3.8	8-17	592-497	592-497	327-261	55.2-52.5	4,339-3,744	73-75	33-24	25-14		
1989	366-308	24.1-19.3	1,904-1,344	514-384	514-384	1,904-1,344	3.7-3.5	14-9	581-590	581-590	337-277	58.0-52.3	4,476-3,875	7.7-7.3	24-25	17-27		
1990	381-301	23.8-18.8	2,083-1,567	515-382	515-382	2,083-1,567	4.0-4.2	16-8	536-514	536-514	301-281	56.2-54.7	3,611-3,483	6.7-6.8	22-21	22-21		
1991	485-224	30.3-14.0	2,049-1,345	540-348	540-348	2,049-1,345	3.8-3.8	21-11	447-548	447-548	261-282	58.4-53.3	3,771-3,282	8.4-6.0	30-13	11-27		
1992	300-255	18.8-15.9	1,727-1,696	483-406	483-406	1,727-1,696	3.6-4.2	10-11	485-486	485-486	272-258	56.1-55.4	3,339-3,021	6.9-6.5	15-15	17-23		
1993	230-345	14.4-21.6	1,728-2,112	396-513	396-513	1,728-2,112	4.4-4.1	11-14	533-483	533-483	287-291	53.8-60.2	2,784-3,584	5.2-7.4	11-24	21-17		
1994	320-412	20.0-25.8	1,415-1,975	407-556	407-556	1,415-1,975	3.5-3.6	5-24	546-486	546-486	271-300	49.6-60.5	3,524-3,799	6.5-7.7	25-22	27-17		
1995	326-359	20.4-22.4	1,956-2,132	469-483	469-483	1,956-2,132	4.2-4.4	15-18	521-546	521-546	265-338	50.9-61.9	3,496-3,403	6.7-6.2	16-20	20-16		
1996	364-312	22.8-19.5	1,910-2,275	467-520	467-520	1,910-2,275	4.1-4.4	27-20	471-560	471-560	270-325	57.3-58.0	3,453-3,655	7.3-6.5	12-12	11-21		
1997	327-289	20.4-18.1	1,615-2,212	454-508	454-508	1,615-2,212	3.6-4.4	12-15	547-513	547-513	283-267	51.7-52.0	3,581-3,098	6.5-6.0	22-16	22-16		
1998	319-421	19.9-26.3	1,885-2,436	401-531	401-531	1,885-2,436	4.2-4.6	15-24	565-483	565-483	304-281	53.8-57.0	3,724-3,112	6.6-6.3	24-21	14-13		
1999	443-377	27.7-23.6	2,039-1,973	464-439	464-439	2,039-1,973	4.4-4.5	23-16	537-589	537-589	324-328	60.3-55.7	4,112-3,953	7.7-6.7	26-23	14-24		
2000	281-269	17.6-16.8	1,748-1,863	445-430	445-430	1,748-1,863	3.9-4.3	14-9	561-482	561-482	343-254	61.1-55.0	3,892-2,904	6.9-6.3	18-12	21-17		
2001	256-303	16.0-18.9	1,948-1,869	490-484	490-484	1,948-1,869	4.0-3.9	10-10	432-473	432-473	235-262	54.4-55.4	2,716-3,116	6.3-6.6	13-12	13-23		
2002	307-365	19.2-22.8	1,889-1,754	442-435	442-435	1,889-1,754	4.3-4.0	10-14	559-551	559-551	300-304	53.7-57.3	3,523-3,283	6.3-6.2	24-19	20-14		
2003	287-372	17.9-23.3	1,653-2,217	421-504	421-504	1,653-2,217	3.7-4.1	8-20	527-483	527-483	283-285	53.7-59.0	3,273-3,354	6.2-6.9	21-23	16-17		
2004	240-265	15.0-16.6	1,765-1,304	471-419	471-419	1,765-1,304	3.9-3.1	6-7	514-515	514-515	288-294	56.0-57.0	2,874-3,222	5.6-6.3	18-17	17-18		
2005	359-293	22.4-18.3	2,189-1,686	525-471	525-471	2,189-1,686	4.2-4.1	15-15	481-595	481-595	278-291	57.8-54.4	3,346-3,318	7.0-6.2	25-15	11-16		
2006	307-376	19.2-23.5	2,216-2,197	490-482	490-482	2,216-2,197	4.5-4.5	13-9	470-466	470-466	274-289	58.3-59.5	3,174-3,566	6.8-7.4	19-30	10-6		
2007	334-310	18.9-23.5	1,871-1,460	498-391	498-391	1,871-1,460	3.8-3.7	15-10	525-602	525-602	319-351	60.8-56.3	3,622-3,622	6.9-6.0	18-20	11-14		
2008	285-296	16.6-18.5	2,095-1,526	478-398	478-398	2,095-1,526	4.4-3.8	12-12	510-511	510-511	318-290	62.4-56.8	3,291-3,236	6.5-6.3	14-16	6-13		
2009	266-336	16.6-21.0	1,510-1,799	391-444	391-444	1,510-1,799	3.9-4.0	8-10	533-511	533-511	340-314	63.8-61.4	3,797-3,567	7.1-7.0	21-19	16-11		
2010	302-377	18.9-23.6	1,461-2,041	351-444	351-444	1,461-2,041	4.2-4.6	9-15	605-578	605-578	349-367	57.7-63.5	4,261-4,363	7.0-7.5	21-23	19-14		
2011	288-367	18.0-22.8	1,614-1,884	400-438	400-438	1,614-1,884	4.0-4.3	8-15	591-508	591-508	346-308	58.5-60.5	4,058-3,804	6.9-7.5	19-22	24-13		
2012	436-388	27.3-24.3	2,709-1,532	519-363	519-363	2,709-1,532	5.2-4.2	22-11	442-606	442-606	291-393	65.8-61.8	3,422-4,511	8.3-7.4	24-31	8-21		
2013	334-478	20.9-29.9	2,164-1,769	453-443	453-443	2,164-1,769	4.8-4.0	14-23	611-514	611-514	355-337	58.1-65.6	4,057-4,134	6.6-8.0	20-29	19-16		
2014	381-439	18.8-27.4	1,691-1,722	401-421	401-421	1,691-1,722	4.2-4.1	15-11	547-519	547-519	364-345	66.5-66.5	4,461-4,231	8.2-8.2	18-35	18-7		
2015	368-379	24.3-23.7	1,966-1,962	429-406	429-406	1,966-1,962	3.7-4.8	9-10	555-566	555-566	386-354	69.8-62.5	4,424-4,392	7.7-7.8	30-30	11-11		

# YEARLY LEADERS

• NFL Leader ° NFC Leader \* Team Record # NFL Record  
(R) Rookie

## RUSHING ATTEMPTS

YEAR	PLAYER	ATT	YDS	AVG	TD
1932	Cliff Battles (R) •	148	576	3.9	3
1933	Jim Musick •	173	809	4.7	5
1934	Doug Wycoff	106	326	3.1	1
1935	Bill Shepherd (R)	89	285	3.2	1
1936	Cliff Battles	176	614	3.5	5
1937	Cliff Battles •	216	874	4.0	5
1938	Andy Farkas (R)	75	315	4.2	6
1939	Andy Farkas •	139	547	3.9	5
1940	Jimmy Johnston	87	256	2.9	3
1941	Frankie Filchock	115	383	3.3	1
1942	Andy Farkas	125	468	3.7	3
1943	Andy Farkas	110	327	3.0	5
1944	Bob Seymour	92	315	3.4	3
1945	Frank Akins •	147	797	5.4	6
1946	Jack Jenkins	64	200	3.1	1
1947	Jim Castiglia	104	426	4.1	5
1948	Jim Castiglia	97	330	3.4	0
1949	Harry Dowda (R)	65	239	3.7	2
1950	Rob Goode	136	560	4.1	5
1951	Rob Goode	208	951	4.6	9
1952	Harry Gilmer	100	365	3.7	0
1953	Choo-Choo Justice	115	616	5.4	2
1954	Rob Goode	108	462	4.3	0
1955	Leo Elter	97	361	3.7	3
1956	Leo Elter	145	544	3.8	2
1957	Don Bosseler (R)	167	673	4.0	7
1958	Don Bosseler	109	475	4.4	4
1959	Don Bosseler	119	644	5.4	3
1960	Don Bosseler	109	428	3.9	2
1961	Sam Horner	96	275	2.9	0
1962	Billy Barnes	159	492	3.1	3
1963	Dick James	105	384	3.7	4
1964	Charley Taylor (R)	199	755	3.8	5
1965	Charley Taylor	145	402	2.8	3
1966	A.D. Whitfield	93	472	5.1	2
1967	A.D. Whitfield	91	384	4.2	1
1968	Jerry Allen	123	399	3.2	4
1969	Larry Brown (R)	202	888	4.4	4
1970	Larry Brown	237	1125	4.7	5
1971	Larry Brown °	253	948	3.7	4
1972	Larry Brown	285	1216	4.3	8
1973	Larry Brown °	273	860	3.2	8
1974	Larry Brown	163	430	2.6	3
1975	Mike Thomas (R)	235	919	3.9	4
1976	Mike Thomas	254	1101	4.3	5
1977	Mike Thomas	228	806	3.5	3
1978	John Riggins	248	1014	4.1	5
1979	John Riggins	260	1153	4.4	9
1980	Wilbur Jackson	176	708	4.0	3
1981	Joe Washington	210	916	4.4	4
1982	John Riggins •	177	553	3.1	3
1983	John Riggins *	375	1347	3.6	24
1984	John Riggins	327	1239	3.8	14
1985	George Rogers	231	1093	4.7	7
1986	George Rogers	303	1203	4.0	18
1987	George Rogers	163	613	3.8	6
1988	Timmy Smith	155	470	3.0	3
1989	Gerald Riggs	201	834	4.1	4
1990	Earnest Byner •	297	1219	4.1	6
1991	Earnest Byner	274	1048	3.8	5
1992	Earnest Byner	262	998	3.8	6
1993	Reggie Brooks (R)	223	1063	4.8	3
1994	Ricky Ervins	185	650	3.5	3
1995	Brian Mitchell	46	301	6.5	1
1996	Terry Allen	347	1353	3.9	21

1997	Terry Allen	210	724	3.4	4
1998	Terry Allen	148	700	4.7	2
1999	Stephen Davis	290	1405	4.8	17
2000	Stephen Davis	332	1318	4.0	11
2001	Stephen Davis •	356	1432	4.0	5
2002	Stephen Davis	207	820	4.0	7
2003	Trung Canidate	142	600	4.2	1
2004	Clinton Portis	343	1315	3.8	5
2005	Clinton Portis	352	1516	4.3	11
2006	Ladell Betts	245	1154	4.7	4
2007	Clinton Portis •	325	1262	3.9	11
2008	Clinton Portis	342	1487	4.3	9
2009	Clinton Portis	124	494	4.0	1
2010	Ryan Torain	164	742	4.5	4
2011	Roy Helu (R)	151	640	4.2	2
2012	Alfred Morris (R)	335	1613	4.8	13
2013	Alfred Morris	276	1275	4.6	7
2014	Alfred Morris	265	1074	4.1	8
2015	Alfred Morris	202	751	3.7	1

## RUSHING YARDS

YEAR	PLAYER	YDS	ATT	AVG	TD
1932	Cliff Battles (R) •	576	148	3.9	3
1933	Jim Musick •	809	173	4.7	5
1934	Cliff Battles	480	96	5.0	6
1935	Bill Shepherd (R)	285	89	3.2	1
1936	Cliff Battles	614	176	3.5	5
1937	Cliff Battles •	874	216	4.0	5
1938	Andy Farkas (R)	315	75	4.2	6
1939	Andy Farkas	547	139	3.9	5
1940	Dick Todd	408	76	5.4	4
1941	Frankie Filchock	383	115	3.3	1
1942	Andy Farkas	468	125	3.7	3
1943	Andy Farkas	327	110	3.0	5
1944	Bob Seymour	315	92	3.4	3
1945	Frank Akins	797	147	5.4	6
1946	Dick Todd	266	41	6.5	3
1947	Jim Castiglia	426	104	4.1	5
1948	Jim Castiglia	330	97	3.4	0
1949	Rob Goode (R)	261	61	4.3	2
1950	Rob Goode	560	136	4.1	5
1951	Rob Goode	951	208	4.6	9
1952	Leon Heath	388	90	4.3	2
1953	Choo-Choo Justice	616	115	5.4	2
1954	Billy Wells (R)	516	100	5.2	3
1955	Vic Janowicz	397	93	4.3	4
1956	Leo Elter	544	145	3.8	2
1957	Don Bosseler (R)	673	167	4.0	7
1958	Johnny Olszewski	505	98	5.2	2
1959	Don Bosseler	644	119	5.4	3
1960	Don Bosseler	428	109	3.9	2
1961	Dick James	374	71	5.3	3
1962	Billy Barnes	492	159	3.1	3
1963	Dick James	384	105	3.7	4
1964	Charley Taylor (R)	755	199	3.8	5
1965	Charley Taylor	402	145	2.8	3
1966	A.D. Whitfield	472	93	5.1	2
1967	A.D. Whitfield	384	91	4.2	1
1968	Jerry Allen	399	123	3.2	4
1969	Larry Brown (R)	888	202	4.4	4
1970	Larry Brown •	1125	237	4.7	5
1971	Larry Brown	948	253	3.7	4
1972	Larry Brown	1216	285	4.3	8
1973	Larry Brown	860	273	3.2	8
1974	Larry Brown	430	163	2.6	3
1975	Mike Thomas (R)	919	235	3.9	4
1976	Mike Thomas	1101	254	4.3	5
1977	Mike Thomas	806	228	3.5	3
1978	John Riggins	1014	248	4.1	5
1979	John Riggins	1153	260	4.4	9

# YEARLY LEADERS

1980	Wilbur Jackson	708	176	4.0	3
1981	Joe Washington	916	210	4.4	4
1982	John Riggins	553	177	3.1	3
1983	John Riggins	1347	375	3.6	24
1984	John Riggins	1239	327	3.8	14
1985	George Rogers	1093	231	4.7	7
1986	George Rogers	1203	303	4.0	18
1987	George Rogers	613	163	3.8	6
1988	Kelvin Bryant	498	108	4.6	1
1989	Gerald Riggs	834	201	4.1	4
1990	Earnest Byner	1219	297	4.1	6
1991	Earnest Byner	1048	274	3.8	5
1992	Earnest Byner	998	262	3.8	6
1993	Reggie Brooks (R)	1063	223	4.8	3
1994	Ricky Ervins	650	185	3.5	3
1995	Terry Allen	1309	338	3.9	10
1996	Terry Allen	1353	347	3.9	21
1997	Terry Allen	724	210	3.4	4
1998	Terry Allen	700	148	4.7	2
1999	Stephen Davis	1405	290	4.8	17
2000	Stephen Davis	1318	332	4.0	11
2001	Stephen Davis	1432	356	4.0	5
2002	Stephen Davis	820	207	4.0	7
2003	Trung Candidate	600	142	4.2	1
2004	Clinton Portis	1315	343	3.8	5
2005	Clinton Portis	1516	352	4.3	11
2006	Ladell Betts	1154	245	4.7	4
2007	Clinton Portis	1262	325	3.9	11
2008	Clinton Portis	1487	342	4.3	9
2009	Clinton Portis	494	124	4.0	1
2010	Ryan Torain	742	164	4.5	4
2011	Roy Helu (R)	640	151	4.2	2
2012	Alfred Morris (R) *	1613	335	4.8	13
2013	Alfred Morris	1275	276	4.6	7
2014	Alfred Morris	1074	265	4.1	8
2015	Alfred Morris	751	202	3.7	1

## RUSHING TOUCHDOWNS

YEAR	PLAYER	TD	ATT	YDS	AVG
1932	Cliff Battles (R)	3	148	576	3.9
1933	Jim Musick	5	173	809	4.7
1934	Cliff Battles	6	96	480	5.0
1935	Jim Musick	2	60	174	2.9
1936	Cliff Battles	5	176	614	3.5
1937	Cliff Battles *	5	216	874	4.0
1938	Andy Farkas (R) *	6	75	315	4.2
1939	Andy Farkas	5	139	547	3.9
1940	Bob Seymour (R)	4	57	170	3.0
	Dick Todd	4	76	408	5.4
1941	Andy Farkas	2	85	224	2.6
	Bob Seymour	2	62	137	2.2
1942	Andy Farkas	3	125	468	3.7
1943	Andy Farkas	5	110	327	3.0
1944	Bob Seymour	3	92	315	3.4
1945	Frank Akins	6	147	797	5.4
1946	Dick Todd	3	41	266	6.5
1947	Jim Castiglia	5	104	426	4.1
1948	Ed Quirk (R)	4	77	328	4.3
1949	Pete Stout (R)	4	62	245	4.0
1950	Rob Goode	5	136	560	4.1
1951	Rob Goode *	9	208	951	4.6
1952	Chuck Drzenovich	3	29	66	2.3
1953	Leon Heath	4	76	266	3.5
1954	Al Dorow (R) (QB)	3	34	117	3.4
	Billy Wells	3	100	516	5.2
1955	Vic Janowicz	4	93	397	4.3
	Eddie LeBaron (QB)	4	37	190	5.1
1956	Leo Elter	2	145	544	3.8
1957	Don Bosseler (R)	7	167	673	4.0
1958	Don Bosseler	4	109	475	4.4

1959	Don Bosseler	3	119	644	5.4
	Dick James	3	100	384	3.8
1960	Dick James	4	73	199	2.7
1961	Dick James	3	71	374	5.3
	Norm Snead (R) (QB)	3	34	47	1.4
1962	Billy Barnes	3	159	492	3.1
	Norm Snead (QB)	3	20	10	0.5
1963	Billy Barnes	5	93	374	4.0
1964	Charley Taylor (R)	5	199	755	3.8
1965	Charley Taylor	3	145	402	2.8
1966	Joe Don Looney	3	55	178	3.2
	Charley Taylor	3	87	262	3.0
1967	Ray McDonald (R)	4	52	223	4.3
1968	Jerry Allen	4	123	399	3.2
1969	Charlie Harraway	6	141	428	3.0
1970	Larry Brown	5	237	1125	4.7
	Charlie Harraway	5	146	577	4.0
1971	Larry Brown	4	253	948	3.7
1972	Larry Brown	8	285	1216	4.3
1973	Larry Brown	8	273	860	3.2
1974	Duane Thomas	5	95	347	3.7
1975	Mike Thomas (R)	4	235	919	3.9
1976	Mike Thomas	5	254	1101	4.3
1977	Mike Thomas	3	228	806	3.5
1978	John Riggins	5	248	1014	4.1
1979	John Riggins	9	260	1153	4.4
1980	Clarence Harmon	4	128	484	3.8
1981	John Riggins *	13	195	714	3.7
1982	John Riggins	3	177	553	3.1
1983	John Riggins *	24	375	1347	3.6
1984	John Riggins *	14	327	1239	3.8
1985	John Riggins	8	176	677	3.8
1986	George Rogers *	18	303	1203	4.0
1987	George Rogers	6	163	613	3.8
1988	Timmy Smith	3	155	470	3.0
1989	Earnest Byner	7	134	580	4.3
1990	Earnest Byner	6	297	1219	4.1
	Gerald Riggs	6	123	475	3.9
1991	Gerald Riggs	11	78	248	3.2
1992	Earnest Byner	6	262	998	3.8
1993	Reggie Brooks (R)	3	223	1063	4.8
	Brian Mitchell	3	63	246	3.9
	Mark Rypien (QB)	3	9	4	0.4
1994	Ricky Ervins	3	185	650	3.5
1995	Terry Allen	10	338	1309	3.9
1996	Terry Allen *	21	347	1353	3.9
1997	Terry Allen	4	210	724	3.4
1998	Skip Hicks (R)	8	122	433	3.5
1999	Stephen Davis *	17	290	1405	4.8
2000	Stephen Davis	11	332	1318	4.0
2001	Stephen Davis	5	356	1432	4.0
2002	Stephen Davis	7	207	820	4.0
2003	Rock Cartwright	4	107	411	3.8
2004	Clinton Portis	5	343	1315	3.8
2005	Clinton Portis	11	352	1516	4.3
2006	Clinton Portis	7	127	523	4.1
2007	Clinton Portis	11	325	1262	3.9
2008	Clinton Portis	9	342	1487	4.3
2009	Quinton Ganther	3	62	201	3.2
2010	Ryan Torain	4	164	742	4.5
2011	John Beck (QB)	2	10	43	4.3
	Roy Helu (R)	2	151	640	4.2
2012	Alfred Morris (R)	13	335	1613	4.8
2013	Alfred Morris	7	276	1275	4.6
2014	Alfred Morris	8	265	1074	4.1
2015	Kirk Cousins (QB)	5	26	48	1.8

# YEARLY LEADERS

## PASS ATTEMPTS

YEAR	PLAYER	ATT	CMP	YDS	PCT
1932	Honolulu Hughes (R)	57	11	134	19.3
1933	Jim Musick	36	11	151	30.6
1934	Steve Hokuf	51	13	203	25.5
1935	Bill Shepherd (R)	55	21	318	38.2
1936	Cliff Battles	52	18	242	34.6
1937	Sammy Baugh (R) *	171	81	1127	47.4
1938	Sammy Baugh	128	63	853	49.2
1939	Sammy Baugh	96	53	518	55.2
1940	Sammy Baugh	177	111	1367	62.7
1941	Sammy Baugh	193	106	1236	54.9
1942	Sammy Baugh	225	132	1524	58.7
1943	Sammy Baugh	239	133	1754	55.6
1944	Frankie Filchock	147	84	1139	57.1
1945	Sammy Baugh	182	128	1669	70.3
1946	Sammy Baugh	161	87	1163	54
1947	Sammy Baugh *	354	210	2938	59.3
1948	Sammy Baugh *	315	185	2599	58.7
1949	Sammy Baugh	255	145	1903	56.9
1950	Sammy Baugh	166	90	1130	54.2
1951	Sammy Baugh	154	67	1104	43.5
1952	Eddie LeBaron (R)	194	96	1420	49.5
1953	Eddie LeBaron	149	62	874	41.6
1954	Al Dorow (R)	138	70	997	50.7
1955	Eddie LeBaron	178	79	1270	44.4
1956	Al Dorow	112	55	730	49.1
1957	Eddie LeBaron	167	99	1508	59.3
1958	Eddie LeBaron	145	79	1365	54.5
1959	Eddie LeBaron	173	77	1077	44.5
1960	Ralph Guglielmi	223	125	1547	56.1
1961	Norm Snead (R)	375	172	2337	45.9
1962	Norm Snead	354	184	2926	52.0
1963	Norm Snead	363	175	3043	48.2
1964	Sonny Jurgensen	385	207	2934	53.8
1965	Sonny Jurgensen	356	190	2367	53.4
1966	Sonny Jurgensen *	436	254	3209	58.3
1967	Sonny Jurgensen *	508	288	3747	56.7
1968	Sonny Jurgensen	292	167	1980	57.2
1969	Sonny Jurgensen *	442	274	3102	62.0
1970	Sonny Jurgensen	337	202	2354	59.9
1971	Billy Kilmer	306	166	2221	54.2
1972	Billy Kilmer	225	120	1648	53.3
1973	Billy Kilmer	227	122	1656	53.7
1974	Billy Kilmer	234	137	1632	58.5
1975	Billy Kilmer	346	178	2440	51.4
1976	Billy Kilmer	206	108	1252	52.4
1977	Billy Kilmer	201	99	1187	49.3
1978	Joe Theismann	390	187	2593	47.9
1979	Joe Theismann	395	233	2797	59.0
1980	Joe Theismann	454	262	2962	57.7
1981	Joe Theismann	496	293	3568	59.1
1982	Joe Theismann	252	161	2033	63.9
1983	Joe Theismann	459	276	3714	60.1
1984	Joe Theismann	477	283	3391	59.3
1985	Joe Theismann	301	167	1774	55.5
1986	Jay Schroeder *	541	276	4109	51.0
1987	Jay Schroeder	267	129	1878	48.3
1988	Doug Williams	380	213	2609	56.1
1989	Mark Rypien	476	280	3768	58.9
1990	Mark Rypien	304	166	2070	54.6
1991	Mark Rypien	421	249	3564	59.1
1992	Mark Rypien *	479	269	3282	56.2
1993	Mark Rypien	319	166	1514	52.0
1994	Heath Shuler (R)	265	120	1658	45.3
1995	Gus Frerotte	396	199	2751	50.3
1996	Gus Frerotte	470	270	3453	57.4
1997	Gus Frerotte	402	204	2682	50.7
1998	Trent Green	509	278	3441	54.6

1999	Brad Johnson	519	316	4005	60.9
2000	Brad Johnson	365	228	2505	62.5
2001	Tony Banks	370	198	2386	53.5
2002	Shane Matthews	237	124	1251	52.3
2003	Patrick Ramsey	337	179	2166	53.1
2004	Patrick Ramsey	272	169	1665	62.1
2005	Mark Brunell	454	262	3050	57.7
2006	Mark Brunell	260	162	1789	62.3
2007	Jason Campbell	417	250	2700	60.0
2008	Jason Campbell	506	315	3245	62.3
2009	Jason Campbell	507	327	3618	64.5
2010	Donovan McNabb	472	275	3377	58.3
2011	Rex Grossman	458	265	3151	57.9
2012	Robert Griffin III (R)	393	258	3200	65.6
2013	Robert Griffin III	456	274	3203	60.1
2014	Robert Griffin III	214	147	1694	68.7
2015	Kirk Cousins *	543	379	4166	69.8

## PASSING YARDS

YEAR	PLAYER	YDS	ATT	CMP	PCT
1932	Honolulu Hughes (R)	134	57	11	19.3
1933	Jim Musick	151	36	11	30.6
1934	Steve Hokuf	203	51	13	25.5
1935	Bill Shepherd (R)	318	55	21	38.2
1936	Eddie Britt (R)	294	44	18	40.9
1937	Sammy Baugh (R) *	1127	171	81	47.4
1938	Sammy Baugh	853	128	63	49.2
1939	Frankie Filchock	1094	89	55	61.8
1940	Sammy Baugh *	1367	177	111	62.7
1941	Sammy Baugh	1236	193	106	54.9
1942	Sammy Baugh	1524	225	132	58.7
1943	Sammy Baugh	1754	239	133	55.6
1944	Frankie Filchock	1139	147	84	57.1
1945	Sammy Baugh	1669	182	128	70.3
1946	Sammy Baugh	1163	161	87	54.0
1947	Sammy Baugh *	2938	354	210	59.3
1948	Sammy Baugh *	2599	315	185	58.7
1949	Sammy Baugh	1903	255	145	56.9
1950	Sammy Baugh	1130	166	90	54.2
1951	Sammy Baugh	1104	154	67	43.5
1952	Eddie LeBaron (R)	1420	194	96	49.5
1953	Eddie LeBaron	874	149	62	41.6
1954	Al Dorow (R)	997	138	70	50.7
1955	Eddie LeBaron	1270	178	79	44.4
1956	Al Dorow	730	112	55	49.1
1957	Eddie LeBaron	1508	167	99	59.3
1958	Eddie LeBaron	1365	145	79	54.5
1959	Eddie LeBaron	1077	173	77	44.5
1960	Ralph Guglielmi	1547	223	125	56.1
1961	Norm Snead (R)	2337	375	172	45.9
1962	Norm Snead	2926	354	184	52.0
1963	Norm Snead	3043	363	175	48.2
1964	Sonny Jurgensen	2934	385	207	53.8
1965	Sonny Jurgensen	2367	356	190	53.4
1966	Sonny Jurgensen *	3209	436	254	58.3
1967	Sonny Jurgensen *	3747	508	288	56.7
1968	Sonny Jurgensen	1980	292	167	57.2
1969	Sonny Jurgensen *	3102	442	274	62.0
1970	Sonny Jurgensen	2354	337	202	59.9
1971	Billy Kilmer	2221	306	166	54.2
1972	Billy Kilmer	1648	225	120	53.3
1973	Billy Kilmer	1656	227	122	53.7
1974	Billy Kilmer	1632	234	137	58.5
1975	Billy Kilmer	2440	346	178	51.4
1976	Billy Kilmer	1252	206	108	52.4
1977	Billy Kilmer	1187	201	99	49.3
1978	Joe Theismann	2593	390	187	47.9
1979	Joe Theismann	2797	395	233	59.0
1980	Joe Theismann	2962	454	262	57.7
1981	Joe Theismann	3568	496	293	59.1



# YEARLY LEADERS

1982	Joe Theismann.....	2033	252	161	63.9
1983	Joe Theismann.....	3714	459	276	60.1
1984	Joe Theismann.....	3391	477	283	59.3
1985	Joe Theismann.....	1774	301	167	55.5
1986	Jay Schroeder °.....	4109	541	276	51.0
1987	Jay Schroeder.....	1878	267	129	48.3
1988	Doug Williams.....	2609	380	213	56.1



1989	Mark Rypien.....	3768	476	280	58.8
1990	Mark Rypien.....	2070	304	166	54.6
1991	Mark Rypien °.....	3564	421	249	59.1
1992	Mark Rypien.....	3282	479	269	56.2
1993	Mark Rypien.....	1514	319	166	52.0
1994	Heath Shuler (R).....	1658	265	120	45.3
1995	Gus Frerotte.....	2751	396	199	50.3
1996	Gus Frerotte.....	3453	470	270	57.4
1997	Gus Frerotte.....	2682	402	204	50.7
1998	Trent Green.....	3441	509	278	54.6
1999	Brad Johnson.....	4005	519	316	60.9
2000	Brad Johnson.....	2505	365	228	62.5
2001	Tony Banks.....	2386	370	198	53.5
2002	Patrick Ramsey (R).....	1539	227	117	51.5
2003	Patrick Ramsey.....	2166	337	179	53.1
2004	Patrick Ramsey.....	1665	272	169	62.1
2005	Mark Brunell.....	3050	454	262	57.7
2006	Mark Brunell.....	1789	260	162	62.3
2007	Jason Campbell.....	2700	417	250	60.0
2008	Jason Campbell.....	3245	506	315	62.3
2009	Jason Campbell.....	3618	507	327	64.5
2010	Donovan McNabb.....	3377	472	275	58.3
2011	Rex Grossman.....	3151	458	265	57.9
2012	Robert Griffin III (R).....	3200	393	258	65.6
2013	Robert Griffin III.....	3203	456	274	60.1
2014	Kirk Cousins.....	1710	204	126	61.8
2015	Kirk Cousins *.....	4166	543	379	69.8

## PASSING TOUCHDOWNS

YEAR	PLAYER.....	TD	ATT.	CMP.	YDS.	INT.	RTG
1932	Honolulu Hughes (R).....	1	57	11	134	9	5.8
1933	Ed Westfall.....	1	4	1	33	1	61.5
1934	Steve Hokuf.....	3	51	13	203	10	23.7
1935	Doug Nott (R).....	1	24	7	134	3	24.7
	Pug Rentner.....	1	50	9	148	15	6.7
	Bill Shepherd (R).....	1	55	21	318	14	24.5
1936	Eddie Britt (R).....	3	44	18	294	5	47.2
1937	Sammy Baugh (R).....	8	171	81	1127	14	50.5
1938	Sammy Baugh.....	5	128	63	853	11	48.1

1939	Frankie Filchok *.....	11	89	55	1094	7	111.6
1940	Sammy Baugh *.....	12	177	111	1367	10	85.6
1941	Sammy Baugh.....	10	193	106	1236	19	52.2
1942	Sammy Baugh.....	16	225	132	1524	11	82.5
1943	Sammy Baugh.....	23	239	133	1754	19	78.0
1944	Frankie Filchok *.....	13	147	84	1139	9	86.0
1945	Sammy Baugh.....	11	182	128	1669	4	109.9
1946	Sammy Baugh.....	8	161	87	1163	17	54.2
1947	Sammy Baugh *.....	25	354	210	2938	15	92.0
1948	Sammy Baugh.....	22	315	185	2599	23	78.3
1949	Sammy Baugh.....	18	255	145	1903	14	81.2
1950	Sammy Baugh.....	10	166	90	1130	11	68.1
1951	Sammy Baugh.....	7	154	67	1104	17	43.8
1952	Eddie LeBaron (R).....	14	194	96	1420	15	65.7
1953	Jack Scarbath (R).....	9	129	45	862	12	43.5
1954	Al Dorow (R).....	8	138	70	730	17	54.2
1955	Eddie LeBaron.....	9	178	79	1270	15	50.5
1956	Al Dorow.....	8	112	55	730	8	84.2
1957	Eddie LeBaron.....	11	167	99	1508	10	86.1
1958	Eddie LeBaron.....	11	145	79	1365	10	83.3
1959	Eddie LeBaron.....	8	173	77	1077	11	54.0
1960	Ralph Guglielmi.....	9	223	125	1547	19	55.7
1961	Norm Snead (R).....	11	375	172	2337	22	51.6
1962	Norm Snead.....	22	354	184	2926	22	74.7
1963	Norm Snead.....	13	363	175	3043	27	58.1
1964	Sonny Jurgensen.....	24	385	207	2934	13	85.4
1965	Sonny Jurgensen.....	15	356	190	2367	16	69.6
1966	Sonny Jurgensen.....	28	436	254	3209	19	84.5
1967	Sonny Jurgensen *.....	31	508	288	3747	16	87.3
1968	Sonny Jurgensen.....	17	292	167	1980	11	81.7
1969	Sonny Jurgensen.....	22	442	274	3102	15	85.4
1970	Sonny Jurgensen.....	23	337	202	2354	10	91.5
1971	Billy Kilmer.....	13	306	166	2221	13	74.0
1972	Billy Kilmer *.....	19	225	120	1648	11	84.8
1973	Billy Kilmer.....	14	227	122	1656	9	81.3
1974	Sonny Jurgensen.....	11	167	107	1185	5	94.5
1975	Billy Kilmer.....	23	346	178	2440	16	77.2
1976	Billy Kilmer.....	12	206	108	1252	10	70.3
1977	Billy Kilmer.....	8	201	99	1187	7	66.5
1978	Joe Theismann.....	13	390	187	2593	18	61.6
1979	Joe Theismann.....	20	395	233	2797	13	83.9
1980	Joe Theismann.....	17	454	262	2962	16	75.2
1981	Joe Theismann.....	19	496	293	3568	20	77.3
1982	Joe Theismann.....	13	252	161	2033	9	91.3
1983	Joe Theismann.....	29	459	276	3714	11	97.9
1984	Joe Theismann.....	24	477	283	3391	13	86.6
1985	Joe Theismann.....	8	301	167	1774	16	59.6
1986	Jay Schroeder.....	22	541	276	4109	22	72.9
1987	Jay Schroeder.....	12	267	129	1878	10	71.0
1988	Mark Rypien (R).....	18	208	114	1730	13	85.2
1989	Mark Rypien.....	22	476	280	3768	13	88.1
1990	Mark Rypien.....	16	304	166	2070	11	89.0
1991	Mark Rypien °.....	28	421	249	3564	11	97.9
1992	Mark Rypien.....	13	479	269	3282	17	71.7
1993	Cary Conklin.....	4	87	46	496	3	70.9
	Mark Rypien.....	4	319	166	1514	10	56.3
1994	John Friesz.....	10	180	105	1266	9	77.7
	Heath Shuler (R).....	10	265	120	1658	12	59.6
1995	Gus Frerotte.....	13	396	199	2751	13	70.2
1996	Gus Frerotte.....	12	470	270	3453	11	79.3
1997	Gus Frerotte.....	17	402	204	2682	12	73.8
1998	Trent Green.....	23	509	278	3441	11	81.8
1999	Brad Johnson.....	24	519	316	4005	13	90.0
2000	Brad Johnson.....	11	365	228	2505	15	75.7
2001	Tony Banks.....	10	370	198	2386	10	71.3
2002	Shane Matthews.....	11	237	124	1251	6	72.6
2003	Patrick Ramsey.....	14	337	179	2166	9	75.8
2004	Patrick Ramsey.....	10	272	169	1665	11	74.8
2005	Mark Brunell.....	23	454	262	3050	10	85.9
2006	Jason Campbell.....	10	207	110	1297	6	76.5
2007	Jason Campbell.....	12	417	250	2700	11	77.6

# YEARLY LEADERS

2008	Jason Campbell	13	506	315	3245	6	84.3
2009	Jason Campbell	20	507	327	3618	15	86.4
2010	Donovan McNabb	14	472	275	3377	15	77.1
2011	Rex Grossman	16	458	265	3151	20	72.4
2012	Robert Griffin III (R)	20	393	258	3200	5	102.4
2013	Robert Griffin III	16	456	274	3203	12	82.2
2014	Kirk Cousins	10	204	126	1710	9	86.4
2015	Kirk Cousins	29	543	379	69.8	11	101.6

1990	Gary Clark	75	1112	14.8	8
1991	Art Monk	71	1049	14.8	8
1992	Gary Clark	64	912	14.3	5
1993	Ricky Sanders	58	638	11.0	4
1994	Henry Ellard	74	1397	18.9	6
1995	Henry Ellard	56	1005	17.9	5
1996	Henry Ellard	52	1014	19.5	2
1997	Jamie Asher (TE)	49	474	9.7	1
1998	Brian Mitchell (RB)	44	306	7.0	0
	Michael Westbrook	44	736	16.7	3
1999	Larry Centers (FB)	69	544	7.9	6
2000	Larry Centers (FB)	81	600	7.4	3
2001	Michael Westbrook	57	664	11.6	4
2002	Rod Gardner	71	1006	14.2	8
2003	Laveranues Coles	82	1204	14.7	6
2004	Laveranues Coles	90	950	10.6	1
2005	Santana Moss	84	1483	17.7	9
2006	Chris Cooley (TE)	57	734	12.9	6
2007	Chris Cooley (TE)	66	786	11.9	8
2008	Chris Cooley (TE)	83	849	10.2	1
2009	Santana Moss	70	902	12.9	3
2010	Santana Moss	93	1115	12.0	6
2011	Jabar Gaffney	68	947	13.9	5
2012	Joshua Morgan	48	510	10.6	2
2013	Pierre Garçon *	113	1346	11.9	5
2014	Pierre Garçon	68	752	11.1	3
2015	Jordan Reed (TE)	87	952	10.9	11

## RECEPTIONS

YEAR	PLAYER	REC	YDS	AVG	TD
1932	Cliff Battles (B) (R)	4	60	15.0	1
1933	Cliff Battles (B)	11	185	16.8	0
1934	Chuck Malone (R)	11	131	11.9	2
1935	Chuck Malone	22	433	19.7	2
1936	Wayne Millner (R)	18	211	11.7	0
1937	Chuck Malone	28	419	15.0	4
1938	Chuck Malone	24	257	10.7	1
1939	Wayne Millner	19	294	15.5	4
	Dick Todd (B) (R)	19	230	12.1	3
1940	Jimmy Johnston (B)	29	350	12.1	3
1941	Wayne Millner	20	262	13.1	0
1942	Dick Todd (B)	23	328	14.3	4
1943	Joe Aguirre	37	420	11.4	7
1944	Joe Aguirre	34	410	12.1	4
1945	Steve Bagarus (R)	34	617	18.1	5
1946	Steve Bagarus	31	438	14.1	3
1947	Bob Nussbaumer	47	597	12.7	4
1948	Dick Todd (B)	37	550	14.9	6
1949	Hugh Taylor	45	781	17.4	9
1950	Hugh Taylor	39	833	21.4	9
1951	Hugh Taylor	29	444	15.3	3
1952	Hugh Taylor	41	961	23.4	12
1953	Hugh Taylor	35	703	20.1	8
1954	Hugh Taylor	37	659	17.8	8
1955	Johnny Carson	23	443	19.3	3
1956	Johnny Carson	39	504	12.9	3
1957	Johnny Carson	34	583	17.1	3
1958	Joe Walton	32	532	16.6	5
1959	Bill Anderson	35	734	21.0	6
1960	Bill Anderson	38	488	12.8	3
1961	Fred Dugan	53	817	15.4	4
1962	Bobby Mitchell	72	1384	19.2	11
1963	Bobby Mitchell	69	1436	20.8	7
1964	Bobby Mitchell	60	904	15.1	10
1965	Bobby Mitchell	60	867	14.5	6
1966	Charley Taylor	72	1119	15.5	12
1967	Charley Taylor	70	990	14.1	9
1968	Charley Taylor	48	650	13.5	5
1969	Charley Taylor	71	883	12.4	8
1970	Jerry Smith (TE)	43	575	13.4	9
1971	Roy Jefferson	47	701	14.9	4
1972	Charley Taylor	49	673	13.7	7
1973	Charley Taylor	59	801	13.6	7
1974	Charley Taylor	54	738	13.7	5
1975	Charley Taylor	53	744	14.0	6
1976	Frank Grant	50	818	16.4	5
1977	Jean Fugett (TE)	36	631	17.5	5
1978	Danny Buggs	36	575	16.0	2
1979	Danny Buggs	46	631	13.7	1
1980	Art Monk (R)	58	797	13.7	3
1981	Joe Washington (RB)	70	558	8.0	3
1982	Art Monk	35	447	12.8	1
1983	Charlie Brown	78	1225	15.7	8
1984	Art Monk	106	1372	12.9	7
1985	Art Monk	91	1226	13.5	2
1986	Gary Clark	74	1265	17.1	7
1987	Gary Clark	56	1066	19.0	7
1988	Ricky Sanders	73	1148	15.7	12
1989	Art Monk	86	1186	13.8	8

## RECEIVING YARDS

YEAR	PLAYER	YDS	REC	AVG	TD
1932	Cliff Battles (R) (B)	60	4	15.0	1
1933	Cliff Battles (B)	185	11	16.8	0
1934	Chuck Malone (R)	131	11	11.9	2
1935	Chuck Malone	433	22	19.7	2
1936	Wayne Millner (R)	211	18	11.7	0
1937	Chuck Malone	419	28	15.0	4
1938	Chuck Malone	257	24	10.7	1
1939	Andy Farkas (B)	437	16	27.3	5
1940	Dick Todd (B)	402	20	20.1	4
1941	Wayne Millner	262	20	13.1	0
1942	Dick Todd (B)	328	23	14.3	4
1943	Wilbur Moore (B)	537	30	17.9	7
1944	Wilbur Moore (B)	424	33	12.8	5
1945	Steve Bagarus (R) (B)	617	34	18.1	5
1946	Steve Bagarus (B)	438	31	14.1	3
1947	Eddie Saenz (B)	598	34	17.6	4
1948	Hal Crisler	599	33	18.2	6
1949	Hugh Taylor	781	45	17.4	9
1950	Hugh Taylor	833	39	21.4	9
1951	Hugh Taylor	444	29	15.3	3
1952	Hugh Taylor	961	41	23.4	12
1953	Hugh Taylor	703	35	20.1	8
1954	Hugh Taylor	659	37	17.8	8
1955	Johnny Carson	443	23	19.3	3
1956	Johnny Carson	504	39	12.9	3
1957	Johnny Carson	583	34	17.1	3
1958	Joe Walton (TE)	532	32	16.6	5
1959	Bill Anderson (TE)	734	35	21.0	6
1960	Bill Anderson (TE)	488	38	12.8	3
1961	Fred Dugan	817	53	15.4	4
1962	Bobby Mitchell	1384	72	19.2	11
1963	Bobby Mitchell	1436	69	20.8	7
1964	Bobby Mitchell	904	60	15.1	10
1965	Bobby Mitchell	867	60	14.5	6
1966	Charley Taylor	1119	72	15.5	12
1967	Charley Taylor	990	70	14.1	9
1968	Charley Taylor	650	48	13.5	5
1969	Charley Taylor	883	71	12.4	8
1970	Charley Taylor	593	42	14.1	8
1971	Roy Jefferson	701	47	14.9	4

# YEARLY LEADERS

1972	Charley Taylor	673	49	13.7	7
1973	Charley Taylor	801	59	13.6	7
1974	Charley Taylor	738	54	13.7	5
1975	Frank Grant	776	41	18.9	8
1976	Frank Grant	818	50	16.4	5
1977	Jean Fugett [TE]	631	36	17.5	5
1978	John McDaniel	577	34	17.0	4
1979	Danny Buggs	631	46	13.7	1
1980	Art Monk [R]	797	58	13.7	3
1981	Art Monk	894	56	16.0	6
1982	Charlie Brown [R]	690	32	21.6	8
1983	Charlie Brown	1225	78	15.7	8
1984	Art Monk	1372	106	12.9	7
1985	Art Monk	1226	91	13.5	2
1986	Gary Clark	1265	74	17.1	7
1987	Gary Clark	1066	56	19.0	7
1988	Ricky Sanders	1148	73	15.7	12
1989	Gary Clark	1229	79	15.6	9
1990	Gary Clark	1112	75	14.8	8
1991	Gary Clark	1340	70	19.1	10
1992	Gary Clark	912	64	14.3	5
1993	Ricky Sanders	638	58	11.0	4
1994	Henry Ellard	1397	74	18.9	6
1995	Henry Ellard	1005	56	17.9	5
1996	Henry Ellard	1014	52	19.5	2
1997	Leslie Shepherd	562	29	19.4	5
1998	Michael Westbrook	736	44	16.7	6
1999	Michael Westbrook	1191	65	18.3	9
2000	Albert Connell	762	39	19.5	3
2001	Rod Gardner [R]	741	46	16.1	4
2002	Rod Gardner	1006	71	14.2	8
2003	Laveranues Coles	1204	82	14.7	6
2004	Laveranues Coles	950	90	10.6	1
2005	Santana Moss *	1483	84	17.7	9
2006	Santana Moss	790	55	14.4	6
2007	Santana Moss	808	61	13.2	3
2008	Santana Moss	1044	79	13.2	6
2009	Santana Moss	902	70	12.9	3
2010	Santana Moss	1115	93	12.0	6
2011	Jabar Gaffney	947	68	13.9	5
2012	Pierre Garçon	633	44	14.4	4
2013	Pierre Garçon	1346	113	11.9	5
2014	DeSean Jackson	1169	56	20.9	6
2015	Jordan Reed [TE]	952	87	10.9	11

## RECEIVING TOUCHDOWNS

YEAR	PLAYER	TD	REC	YDS	AVG
1932	Cliff Battles [R] [B]	1	4	60	15.0
1933	Ike Frankian [R]	1	6	75	12.5
1934	Chuck Malone [R]	2	11	131	11.9
1935	Chuck Malone	2	22	433	19.7
1936	Riley Smith [R] [B]	2	3	76	25.3
1937	Chuck Malone	4	28	419	15.0
1938	[Nine players]	1	-	-	-
1939	Andy Farkas [B]	5	16	437	27.3
1940	Bob Masterson	4	18	283	15.7
	Dick Todd [B]	4	20	402	20.1
1941	Joe Aguirre [R]	2	10	103	10.3
	Bob McChesney	2	19	213	11.2
	Bob Seymour [B]	2	6	85	14.2
1942	Dick Todd [B]	4	23	328	14.3
1943	Joe Aguirre	7	37	420	11.4
	Wilbur Moore [B]	7	30	537	17.9
1944	Wilbur Moore [B]	5	33	424	12.8
1945	Steve Bagarus [B]	5	34	617	18.1
1946	Steve Bagarus [B]	3	31	438	14.1
	Eddie Saenz [B]	3	12	242	20.2
1947	Hugh Taylor [R]	6	26	511	19.7
1948	Hal Crisler	6	33	599	18.2
	Dick Todd [B]	6	37	550	14.9

1949	Hugh Taylor	9	45	781	17.4
1950	Hugh Taylor	9	39	833	21.4
1951	Hugh Taylor	3	29	444	15.3
1952	Hugh Taylor	12	41	961	23.4
1953	Hugh Taylor	8	35	703	20.1
1954	Hugh Taylor	8	37	659	17.8
1955	Johnny Carson	3	23	443	19.3
	Vic Janowicz [B]	3	11	149	13.5
1956	Steve Meilinger [R]	5	24	395	16.5
1957	Jim Podoley [R] [B]	4	27	554	20.5
1958	Joe Walton [TE]	5	32	532	16.6
1959	Bill Anderson [TE]	6	35	734	21.0
1960	Bill Anderson [TE]	3	38	488	12.8
	Joe Walton [TE]	3	27	401	14.9
1961	Fred Dugan	4	53	817	15.4
1962	Bobby Mitchell	11	72	1384	19.2
1963	Bobby Mitchell	7	69	1436	20.8
1964	Bobby Mitchell	10	60	904	15.1
1965	Bobby Mitchell	6	60	867	14.5
1966	Charley Taylor	12	72	1119	15.5
1967	Jerry Smith [TE]	12	67	849	12.7
1968	Pat Richter [TE]	9	42	533	12.7
1969	Jerry Smith [TE]	9	54	682	12.6
1970	Jerry Smith [TE]	9	43	575	13.4
1971	Roy Jefferson	4	47	701	14.9
	Charley Taylor	4	24	370	15.4
1972	Jerry Smith [TE]	7	21	353	16.8
	Charley Taylor	7	49	673	13.7
1973	Charley Taylor	7	59	801	13.6
1974	Charley Taylor	5	54	738	13.7
1975	Frank Grant	8	41	776	18.9
1976	Jean Fugett [TE]	6	27	334	12.4
1977	Jean Fugett [TE]	5	36	631	17.5
1978	Jean Fugett [TE]	7	25	367	14.7
1979	Clarence Harmon	5	32	434	13.6
1980	Ricky Thompson	5	22	313	14.2
1981	Art Monk	6	56	894	16.0
1982	Charlie Brown [R]	8	32	690	21.6
1983	Charlie Brown	8	78	1225	15.7
1984	Art Monk	7	106	1372	12.9
1985	Gary Clark [R]	5	72	926	12.9
1986	Gary Clark	7	74	1265	17.1
1987	Gary Clark	7	56	1066	19.0
1988	Ricky Sanders *	12	73	1148	15.7
1989	Gary Clark	9	79	1229	15.6
1990	Gary Clark	8	75	1112	14.8
1991	Gary Clark	10	70	1340	19.1
1992	Gary Clark	5	64	912	14.3
1993	Ricky Sanders	4	58	638	11.0
1994	Henry Ellard	6	74	1397	18.9
1995	Henry Ellard	5	56	1005	17.9
1996	Jamie Asher [TE]	4	42	481	11.5
1997	Leslie Shepherd	5	29	562	19.4
1998	Leslie Shepherd	8	43	712	16.6
1999	Michael Westbrook	9	65	1191	18.3
2000	Irving Fryar	5	41	548	13.4
2001	Rod Gardner [R]	4	46	741	16.1
	Michael Westbrook	4	57	664	11.6
2002	Rod Gardner	8	71	1006	14.2
2003	Laveranues Coles	6	82	1204	14.7
	Darnerien McCants	6	27	360	13.3
2004	Chris Cooley [R] [TE]	6	37	314	8.5
2005	Santana Moss	9	84	1483	17.7
2006	Chris Cooley [TE]	6	57	734	12.9
	Santana Moss	6	55	790	14.4
2007	Chris Cooley [TE]	8	66	786	11.9
2008	Santana Moss	6	79	1044	13.2
2009	Fred Davis [TE]	6	48	509	10.6
2010	Santana Moss	6	93	1115	12.0
2011	Jabar Gaffney	5	68	947	13.9
2012	Santana Moss	8	41	573	14.0

# YEARLY LEADERS

2013	Pierre Garçon	.....5.....113.....1346.....11.9
2014	DeSean Jackson	.....6.....56.....1169.....20.9
2015	Jordan Reed (TE)	.....11.....87.....952.....10.9

## SCORING

YEAR	PLAYER	Pts.	TD	XPM	XPA	FGM	FGA	2pt
1932	Cliff Battles (R)	24	4	0	0	0	0	0
1933	Jim Musick	45	5	12	-	1	-	0
1934	Cliff Battles	43	7	1	-	0	-	0
1935	Jim Musick	14	2	2	-	-	-	0
1936	Cliff Battles	42	7	0	0	0	0	0
1937	Riley Smith	55	3	22	-	5	-	0
1938	Andy Farkas (R)	37	6	1	1	0	0	0
1939	Andy Farkas *	68	11	2	3	0	1	0
1940	Dick Todd	54	9	0	0	0	0	0
1941	Joe Aguirre (R)	26	2	8	9	2	5	0
1942	Andy Farkas	39	6	3	3	0	0	0
1943	Andy Farkas	54	9	0	0	0	0	0
	Wilbur Moore	54	9	0	0	0	0	0
1944	Joe Aguirre	51	4	15	18	4	8	0
1945	Joe Aguirre	44	0	23	23	7	13	0
1946	Dick Poillon	45	1	21	21	6	16	0
1947	Dick Poillon	85	6	37	41	4	6	0
1948	Dick Poillon	66	3	33	38	5	7	0
1949	Hugh Taylor	54	9	0	0	0	0	0
1950	Bill Dudley	64	3	31	31	5	10	0
1951	Bill Dudley	69	3	21	22	10	13	0
1952	Hugh Taylor	72	12	0	0	0	0	0
1953	Bill Dudley	58	0	25	25	11	22	0
1954	Hugh Taylor	48	8	0	0	0	0	0
1955	Vic Janowicz	88	7	28	31	6	20	0
1956	Sam Baker	67	0	16	19	17	25	0
1957	Sam Baker *	77	1	29	30	14	23	0
1958	Sam Baker	64	0	25	25	13	26	0
1959	Sam Baker	51	0	21	22	10	22	0
1960	Bob Khayat (R)	64	0	19	19	15	23	0
1961	John Aveni	42	1	21	23	5	28	0
1962	Bobby Mitchell	72	12	0	0	0	0	0
1963	Bob Khayat	69	0	33	35	12	26	0
1964	Jim Martin	71	0	35	39	12	28	0
1965	Bob Jencks	59	0	29	33	10	22	0
1966	Charlie Gogolak (R)	105	0	39	41	22	34	0
1967	Jerry Smith	72	12	0	0	0	0	0
1968	Charlie Gogolak	57	0	30	31	9	19	0
1969	Curt Knight (R)	83	0	35	36	16	27	0
1970	Curt Knight	93	0	33	34	20	27	0
1971	Curt Knight *	114	0	27	27	29	49	0
1972	Curt Knight	82	0	40	41	14	30	0
1973	Curt Knight	103	0	37	37	22	42	0
1974	Mark Moseley	81	0	27	29	18	30	0
1975	Mark Moseley	85	0	37	39	16	25	0
1976	Mark Moseley °	97	0	31	32	22	34	0
1977	Mark Moseley	82	0	19	19	21	37	0
1978	Mark Moseley	87	0	30	31	19	30	0
1979	Mark Moseley °	114	0	39	39	25	33	0
1980	Mark Moseley	81	0	27	30	18	33	0
1981	Mark Moseley	95	0	38	42	19	30	0
1982	Mark Moseley	76	0	16	19	20	21	0
1983	Mark Moseley *	161	0	62	63	33	47	0
1984	Mark Moseley	120	0	48	51	24	31	0
1985	Mark Moseley	97	0	31	33	22	34	0
1986	George Rogers	108	18	0	0	0	0	0
1987	Ali Haji-Sheikh	68	0	29	32	13	19	0
1988	Chip Lohmiller (R)	97	0	40	41	19	26	0
1989	Chip Lohmiller	128	0	41	41	29	40	0
1990	Chip Lohmiller °	131	0	41	41	30	40	0
1991	Chip Lohmiller *	149	0	56	56	31	43	0
1992	Chip Lohmiller	120	0	30	30	30	40	0
1993	Chip Lohmiller	72	0	24	26	16	28	0
1994	Chip Lohmiller	90	0	30	32	20	28	0

1995	Eddie Murray	.....114....0.....33.....33.....27.....36....0
1996	Terry Allen	.....126...21.....0.....0.....0.....0.....0.....0
1997	Scott Blanton	.....82....0.....34.....34.....16.....24.....0
1998	Cary Blanchard	.....63....0.....30.....31.....11.....17.....0
1999	Brett Conway	.....115....0.....49.....50.....22.....32.....0
2000	Stephen Davis	.....66...11.....0.....0.....0.....0.....0.....0
2001	Brett Conway	.....100....0.....22.....22.....26.....33.....0
2002	James Tuthill (R)	.....50....0.....20.....21.....10.....16.....0
2003	John Hall	.....101....0.....26.....27.....25.....33.....0
2004	Clinton Portis	.....42...7.....0.....0.....0.....0.....0.....0
2005	Clinton Portis	.....68...11.....0.....0.....0.....0.....0.....1
2006	Clinton Portis	.....42...7.....0.....0.....0.....0.....0.....0
2007	Shaun Suisham	.....116....0.....29.....30.....29.....35.....0
2008	Shaun Suisham	.....103....0.....25.....25.....26.....36.....0
2009	Shaun Suisham	.....74....0.....20.....21.....18.....21.....0
2010	Graham GaNO	.....100....0.....28.....28.....24.....35.....0
2011	Graham GaNO	.....118....0.....25.....26.....31.....41.....0
2012	Kai Forbath	.....95....0.....33.....34.....17.....18.....0
2013	Kai Forbath	.....80....0.....26.....26.....18.....22.....0
2014	Kai Forbath	.....103....0.....31.....32.....24.....27.....0
2015	Dustin Hopkins	.....114....0.....39.....40.....25.....28.....0

## INTERCEPTIONS

YEAR	PLAYER	NO	YDS	AVG	LG	TD
1940	Frankie Filchock	4	1	0.3	-	0
1941	Sammy Baugh	4	83	20.8	35	0
	Andy Farkas	4	27	6.8	26	0
1942	Sammy Baugh	5	77	15.4	29	0
1943	Sammy Baugh *	11	112	10.2	23	0
1944	Wilbur Moore	5	53	10.6	35	0
1945	Sammy Baugh	4	114	28.5	74	0
	Bob Seymour	4	28	7.0	8	0
	Dick Todd	4	35	8.8	22	0
1946	Steve Bagarus	4	66	16.5	41	0
	Dick Todd	4	26	6.5	0	0
1947	Tom Farmer	6	27	4.5	22	0
1948	Dan Sandifer (R) *	13	258	19.8	54	2
1949	Dan Sandifer	5	82	16.4	59	0
1950	Harry Dowda	4	28	7.0	28	1
	Hall Haynes (R)	4	77	19.3	40	1
1951	Harry Gilmer	5	79	15.8	30	0
	Ed Salem (R)	5	26	5.2	21	0
1952	Johnny Williams (R)	5	97	19.4	38	1
1953	Don Doll	10	102	10.2	28	0
1954	Dick Alban	9	81	9.0	27	0
1955	Norb Hecker	6	52	8.7	26	0
1956	Norb Hecker	8	26	3.3	14	0
1957	Norb Hecker	3	39	13.0	22	0
	Don Shula	3	48	16.0	30	0
1958	Dick James	4	43	10.8	23	0
1959	Dick James	3	47	15.7	25	0
1960	Ben Scotti	4	76	19.0	30	0
1961	Jim Kerr (R)	7	93	13.3	38	0
1962	Claude Crabb (R)	6	30	5.0	13	0
1963	Jim Steffen	5	140	28.0	78	1
1964	Paul Krause (R) *	12	140	11.7	35	1
1965	Paul Krause	6	118	19.7	43	0
	Johnny Sample	6	57	9.5	28	0
1966	Brig Owens (R)	7	165	23.6	60	1
1967	Paul Krause	8	75	9.4	32	0
1968	Brig Owens	8	109	13.6	38	0
1969	Rickie Harris	4	81	20.3	47	0
1970	Mike Bass	4	37	9.3	22	0
	Brig Owens	4	86	21.5	32	0
1971	Mike Bass	8	78	9.8	38	1
1972	Pat Fischer	4	61	15.3	35	0
	Chris Hanburger	4	98	24.5	41	1
1973	Ken Houston	6	32	5.3	22	0
1974	Ken Stone	5	95	19.0	31	0
1975	Mike Bass	4	85	21.3	30	0

# YEARLY LEADERS

	Ken Houston	.....4	.....33	.....8.3	.....19	.....0
1976	Joe Lavender	.....8	.....77	.....9.6	.....28	.....0
1977	Ken Houston	.....5	.....69	.....13.8	.....31	.....0
1978	Jake Scott	.....7	.....72	.....10.3	.....39	.....0
1979	Lemar Parrish °	.....9	.....65	.....7.2	.....23	.....0
1980	Lemar Parrish	.....7	.....13	.....1.9	.....9	.....0
1981	Mark Murphy	.....7	.....68	.....9.7	.....29	.....0
1982	Vernon Dean (R)	.....3	.....62	.....20.7	.....26	.....0
	Jeris White	.....3	.....4	.....1.3	.....4	.....0
1983	Mark Murphy °	.....9	.....127	.....14.1	.....48	.....0
1984	Vernon Dean	.....7	.....114	.....16.3	.....36t	.....2
1985	Vernon Dean	.....5	.....8	.....1.6	.....8	.....0
	Curtis Jordan	.....5	.....88	.....17.6	.....36	.....0
1986	Darrell Green	.....5	.....9	.....1.8	.....7	.....0



1987	Barry Wilburn °	.....9	.....135	.....15.0	.....100t	.....1
1988	Barry Wilburn	.....4	.....24	.....6.0	.....14	.....0
1989	Brian Davis	.....4	.....40	.....10.0	.....15	.....0
	A.J. Johnson (R)	.....4	.....94	.....23.5	.....59t	.....1
	Alvin Walton	.....4	.....58	.....14.5	.....29t	.....1
1990	Martin Mayhew	.....7	.....20	.....2.9	.....15	.....0
1991	Darrell Green	.....5	.....47	.....9.4	.....24	.....0
	Wilber Marshall	.....5	.....75	.....15.0	.....54t	.....1
1992	Brad Edwards	.....6	.....157	.....26.2	.....53t	.....1
1993	Tom Carter (R)	.....6	.....54	.....9.0	.....29	.....0
1994	Andre Collins	.....4	.....150	.....37.5	.....92t	.....2
1995	Tom Carter	.....4	.....116	.....29.0	.....51t	.....1
1996	Tom Carter	.....5	.....24	.....4.8	.....24t	.....0
1997	Cris Dishman	.....4	.....47	.....11.8	.....29t	.....1
	Stanley Richard	.....4	.....28	.....7.0	.....23	.....0
1998	Leomont Evans	.....3	.....77	.....25.7	.....54	.....0
	Darrell Green	.....3	.....36	.....12.0	.....36	.....0
1999	Matt Stevens	.....6	.....61	.....10.2	.....25	.....0
2000	Champ Bailey	.....5	.....48	.....9.6	.....48	.....0
2001	Fred Smoot (R)	.....5	.....36	.....7.2	.....36	.....0
2002	Fred Smoot	.....4	.....12	.....3.0	.....12	.....0
2003	Fred Smoot	.....4	.....35	.....8.8	.....35	.....0
2004	Shawn Springs	.....5	.....117	.....23.4	.....38	.....0
2005	Lemar Marshall	.....4	.....55	.....13.8	.....27	.....1
2006	Sean Taylor (8 5 others)	.....1	.....25	.....25.0	.....25	.....0
2007	Sean Taylor	.....5	.....98	.....19.6	.....48	.....0
2008	Chris Horton	.....3	.....13	.....4.3	.....10	.....0
2009	DeAngelo Hall	.....4	.....114	.....28.5	.....44	.....0
2010	DeAngelo Hall	.....6	.....92	.....15.3	.....92t	.....1
2011	Oshiomogho Atogwe	.....3	.....42	.....14.0	.....26	.....0
	DeAngelo Hall	.....3	.....46	.....15.3	.....26	.....0
2012	London Fletcher	.....5	.....29	.....5.8	.....10	.....0
2013	DeAngelo Hall	.....4	.....49	.....12.3	.....26t	.....2

2014	Bashaud Breeland (R)	.....2	.....0	.....0.0	.....0	.....0
2015	Will Blackmon	.....2	.....7	.....3.5	.....6	.....0
	Bashaud Breeland	.....2	.....56	.....28.0	.....28	.....0
	Perry Riley, Jr.	.....2	.....7	.....3.5	.....7	.....0

## PUNTS

YEAR	PLAYER	NO.	YDS	AVG	NET	TB	In20	LG
1939	Sammy Baugh	.....26	.....998	.....38.4	.....-	.....-	.....-	.....69
1940	Sammy Baugh	.....35	.....1799	.....51.4	.....-	.....-	.....-	.....85
1941	Sammy Baugh	.....30	.....1462	.....48.7	.....-	.....-	.....-	.....75
1942	Sammy Baugh	.....37	.....1785	.....48.2	.....-	.....-	.....-	.....74
1943	Sammy Baugh °	.....50	.....2295	.....45.9	.....-	.....-	.....-	.....81
1944	Sammy Baugh	.....44	.....1787	.....40.6	.....-	.....-	.....-	.....76
1945	Sammy Baugh	.....33	.....1429	.....43.3	.....-	.....-	.....-	.....57
1946	Sammy Baugh	.....33	.....1488	.....45.1	.....-	.....-	.....-	.....60
1947	Sammy Baugh	.....35	.....1528	.....43.7	.....-	.....-	.....-	.....67
1948	Dick Poillon	.....51	.....2150	.....42.2	.....-	.....-	.....-	.....76
1949	Dick Poillon	.....67	.....2697	.....40.3	.....-	.....-	.....-	.....59
1950	Choo-Choo Justice (R)	.....22	.....908	.....41.3	.....-	.....-	.....-	.....57
1951	Billy Cox (R)	.....28	.....1122	.....40.1	.....-	.....-	.....-	.....61
1952	Eddie LeBaron (R)	.....51	.....2150	.....42.2	.....-	.....-	.....-	.....63
1953	Eddie LeBaron	.....51	.....2004	.....39.3	.....-	.....-	.....-	.....60
1954	Choo-Choo Justice	.....61	.....2461	.....40.3	.....-	.....-	.....-	.....63
1955	Eddie LeBaron	.....62	.....2581	.....41.6	.....-	.....-	.....-	.....57
1956	Sam Baker	.....59	.....2510	.....42.5	.....-	.....-	.....-	.....56
1957	Sam Baker	.....50	.....2139	.....42.8	.....-	.....-	.....-	.....63
1958	Sam Baker	.....48	.....2181	.....45.4	.....-	.....-	.....-	.....64
1959	Sam Baker	.....49	.....2229	.....45.5	.....-	.....-	.....-	.....65
1960	Eagle Day	.....59	.....2476	.....42.0	.....-	.....-	.....-	.....56
1961	Sam Horner	.....63	.....2409	.....38.2	.....-	.....-	.....-	.....62
1962	Doug Elmore (R)	.....54	.....1860	.....34.4	.....-	.....-	.....-	.....52
1963	Pat Richter (R)	.....53	.....2210	.....41.7	.....-	.....-	.....-	.....61
1964	Pat Richter °	.....91	.....3749	.....41.2	.....-	.....-	.....-	.....63
1965	Pat Richter	.....54	.....2364	.....43.8	.....-	.....-	.....-	.....72
1966	Pat Richter	.....68	.....2884	.....42.4	.....-	.....-	.....-	.....60
1967	Pat Richter	.....72	.....2976	.....41.3	.....-	.....-	.....-	.....58
1968	Mike Bragg (R)	.....76	.....3288	.....43.3	.....-	.....-	.....-	.....64
1969	Mike Bragg	.....70	.....2957	.....42.2	.....-	.....-	.....-	.....63
1970	Mike Bragg	.....61	.....2493	.....40.9	.....-	.....-	.....-	.....66
1971	Mike Bragg	.....58	.....2348	.....40.5	.....-	.....-	.....-	.....59
1972	Mike Bragg	.....59	.....2273	.....38.5	.....-	.....-	.....-	.....62
1973	Mike Bragg	.....64	.....2581	.....40.3	.....-	.....-	.....-	.....61
1974	Mike Bragg	.....74	.....2829	.....38.1	.....-	.....-	.....-	.....57
1975	Mike Bragg	.....72	.....2924	.....40.6	.....-	.....-	.....-	.....63
1976	Mike Bragg	.....90	.....3503	.....38.9	.....32.9	.....11	.....15	.....56
1977	Mike Bragg	.....91	.....3502	.....38.5	.....35.1	.....4	.....29	.....56
1978	Mike Bragg *	.....103	.....4056	.....39.4	.....33.9	.....10	.....23	.....56
1979	Mike Bragg	.....78	.....2998	.....38.4	.....34.1	.....10	.....12	.....74
1980	Mike Connell	.....85	.....3331	.....39.2	.....33.4	.....7	.....11	.....57
1981	Mike Connell	.....73	.....2923	.....40.0	.....33.4	.....5	.....13	.....57
1982	Jeff Hayes (R)	.....51	.....1937	.....38.0	.....33.3	.....5	.....10	.....58
1983	Jeff Hayes	.....72	.....2796	.....38.8	.....32.6	.....2	.....29	.....56
1984	Jeff Hayes	.....72	.....2834	.....39.4	.....34.9	.....5	.....11	.....59
1985	Steve Cox	.....52	.....2175	.....41.8	.....32.4	.....13	.....14	.....57
1986	Steve Cox	.....75	.....3271	.....43.6	.....36.4	.....16	.....21	.....58
1987	Steve Cox	.....63	.....2571	.....40.8	.....35.0	.....7	.....14	.....77
1988	Greg Coleman	.....39	.....1505	.....38.6	.....29.2	.....3	.....8	.....53
1989	Ralf Mojsiejenko	.....62	.....2663	.....43.0	.....33.3	.....9	.....21	.....74
1990	Ralf Mojsiejenko	.....43	.....1687	.....39.2	.....34.2	.....0	.....17	.....53
1991	Kelly Goodburn	.....52	.....2070	.....39.8	.....32.4	.....3	.....16	.....61
1992	Kelly Goodburn	.....64	.....2555	.....39.9	.....32.7	.....5	.....17	.....66
1993	Reggie Roby	.....78	.....3447	.....44.2	.....37.2	.....10	.....25	.....60
1994	Reggie Roby	.....82	.....3698	.....44.4	.....39.2	.....11	.....21	.....65
1995	Matt Turk (R)	.....74	.....3140	.....42.4	.....37.7	.....9	.....29	.....60
1996	Matt Turk	.....75	.....3386	.....45.1	.....39.2	.....11	.....24	.....63
1997	Matt Turk	.....84	.....3788	.....45.1	.....39.2	.....11	.....32	.....62
1998	Matt Turk	.....93	.....4103	.....44.1	.....39.0	.....9	.....33	.....69
1999	Matt Turk	.....62	.....2564	.....41.4	.....35.6	.....10	.....16	.....57
2000	Tommy Barnhardt	.....79	.....3160	.....40.0	.....34.4	.....5	.....23	.....53
2001	Bryan Barker	.....90	.....3747	.....41.6	.....34.8	.....9	.....27	.....59

# YEARLY LEADERS

2002	Bryan Barker	48	1924	40.1	30.0	5	13	63
2003	Bryan Barker	84	3377	40.2	34.3	5	24	69
2004	Tom Tupa *	103	4544	44.1	35.2	8	30	61
2005	Derrick Frost	76	3074	40.4	36.7	6	23	55
2006	Derrick Frost	81	3471	42.9	36.7	7	27	60
2007	Derrick Frost	75	3072	41.0	36.4	7	23	64
2008	Ryan Plackemeier	55	2291	41.7	33.9	10	15	62
2009	Hunter Smith	57	2356	41.3	36.8	5	23	59
2010	Hunter Smith	57	2310	40.5	33.7	1	17	56
2011	Sav Rocca	66	2842	43.1	39.0	1	28	63
2012	Sav Rocca	68	2984	43.9	37.2	3	22	61
2013	Sav Rocca	84	3526	42.0	33.8	0	26	63
2014	Tress Way	77	3659	47.5	40.0	7	22	77
2015	Tress Way	70	3224	46.1	39.8	7	21	64

## PUNTING AVERAGE

YEAR	PLAYER	AVG	NO	YDS	NET
1939	Sammy Baugh	38.4	26	998	-
1940	Sammy Baugh * #	51.4	35	1799	-
1941	Sammy Baugh *	48.7	30	1462	-
1942	Sammy Baugh *	48.2	37	1785	-
1943	Sammy Baugh *	45.9	50	2295	-
1944	Sammy Baugh	40.6	44	1787	-
1945	Sammy Baugh *	43.3	33	1429	-
1946	Sammy Baugh	45.1	33	1488	-
1947	Sammy Baugh *	43.7	35	1528	-
1948	Dick Poillon	42.2	51	2150	-
1949	Dick Poillon	40.3	67	2697	-
1950	Choo-Choo Justice [R]	41.3	22	908	-
1951	Billy Cox [R]	40.1	28	1122	-
1952	Eddie LeBaron [R]	42.2	51	2150	-
1953	Eddie LeBaron	39.3	51	2004	-
1954	Choo-Choo Justice	40.3	61	2461	-
1955	Eddie LeBaron	41.6	62	2581	-
1956	Sam Baker	42.5	59	2510	-
1957	Sam Baker	42.8	50	2139	-
1958	Sam Baker *	45.4	48	2181	-
1959	Sam Baker	45.5	49	2229	-
1960	Eagle Day	42	59	2476	-
1961	Sam Horner	38.2	63	2409	-
1962	Doug Elmore [R]	34.4	54	1860	-
1963	Pat Richter [R]	41.7	53	2210	-
1964	Pat Richter	41.2	91	3749	-
1965	Pat Richter	43.8	54	2364	-
1966	Pat Richter	42.4	68	2884	-
1967	Pat Richter	41.3	72	2976	-
1968	Mike Bragg [R]	43.3	76	3288	-
1969	Mike Bragg	42.2	70	2957	-
1970	Mike Bragg	40.9	61	2493	-
1971	Mike Bragg	40.5	58	2348	-
1972	Mike Bragg	38.5	59	2273	-
1973	Mike Bragg	40.3	64	2581	-
1974	Mike Bragg	38.1	74	2823	-
1975	Mike Bragg	40.6	72	2924	-
1976	Mike Bragg	38.9	90	3503	32.9
1977	Mike Bragg	38.5	91	3502	35.1
1978	Mike Bragg	39.4	103	4056	33.9
1979	Mike Bragg	38.4	78	2998	34.1
1980	Mike Connell	39.2	85	3331	33.4
1981	Mike Connell	40	73	2923	33.4
1982	Jeff Hayes [R]	38	51	1937	33.3
1983	Jeff Hayes	38.8	72	2796	32.6
1984	Jeff Hayes	39.4	72	2834	34.9
1985	Steve Cox	41.8	52	2175	32.4
1986	Steve Cox	43.6	75	3271	36.4
1987	Steve Cox	40.8	63	2571	35.0
1988	Tommy Barnhardt	41.9	15	628	34.3
1989	Ralf Mojsiejenko	43	62	2663	33.3
1990	Ralf Mojsiejenko	39.2	43	1687	34.2
1991	Kelly Goodburn	39.8	52	2070	33.1

1992	Kelly Goodburn	39.9	64	2555	32.7
1993	Reggie Roby	44.2	78	3447	37.2
1994	Reggie Roby	44.4	82	3639	36.1
1995	Matt Turk [R]	42.4	74	3140	37.7
1996	Matt Turk *	45.1	75	3386	39.2
1997	Matt Turk	45.1	84	3788	39.2
1998	Matt Turk	44.1	93	4103	39.0
1999	Matt Turk	41.4	62	2564	35.6
2000	Tommy Barnhardt	40	79	3160	34.4
2001	Bryan Barker	41.6	90	3747	34.8
2002	Bryan Barker	40.1	48	1924	30.0
2003	Bryan Barker	40.2	84	3377	34.3
2004	Tom Tupa *	44.1	103	4544	35.2
2005	Derrick Frost	40.4	76	3074	36.7
2006	Derrick Frost	42.9	81	3471	36.7
2007	Derrick Frost	41	75	3072	36.4
2008	Ryan Plackemeier	41.7	55	2291	33.9
2009	Hunter Smith	41.3	57	2356	36.8
2010	Josh Bidwell	41.7	15	625	37.7
2011	Sav Rocca	43.1	66	2842	39.0
2012	Sav Rocca	43.9	68	2984	37.2
2013	Sav Rocca	42	84	3526	33.8
2014	Tress Way *	47.5	77	3659	40.0
2015	Tress Way	46.1	70	3224	39.8

## PUNT RETURNS

YEAR	PLAYER	NO	YDS	AVG	LG	TD
1941	Andy Farkas	14	152	10.9	59	1
	Dick Todd	14	238	17.0	73	1
1942	Andy Farkas	16	219	13.7	51	0
1943	Andy Farkas *	15	168	11.2	33	0
1944	Frank SeNO	10	129	12.9	60	0
1945	Steve Bagarus [R] *	21	251	12.0	28	0
1946	Steve Bagarus	18	192	10.7	33	0
1947	Eddie Saenz	24	308	12.8	30	0
1948	Dan Sandifer [R]	20	236	11.8	35	0
1949	Dan Sandifer	18	199	11.1	41	0
1950	Eddie Saenz	14	125	8.9	24	0
1951	Bill Dudley	22	172	7.8	27	0
1952	Johnny Williams [R]	24	366	15.3	74	2
1953	Johnny Williams	18	172	9.6	62	0
1954	Joe Scudero [R]	14	53	3.8	25	0
1955	Joe Scudero	25	241	9.6	49	1
1956	Joe Scudero	10	50	5.0	12	0
1957	Bert Zagars	14	217	15.5	76	2
1958	Joe Scudero	8	27	3.4	8	0
1959	Dick James	21	95	4.5	26	0
1960	Dick James	7	46	6.6	20	0
1961	Dick James	12	90	7.5	18	0
1962	Dick James	19	145	7.6	33	0
1963	Dick James	16	214	13.4	39	0
1964	Pervis Atkins	13	138	10.6	68	0
1965	Rickie Harris [R]	31	377	12.2	57	1
1966	Rickie Harris	18	108	6.0	52	1
1967	Rickie Harris	23	208	9.0	51	0
1968	Rickie Harris	19	144	7.6	20	0
1969	Rickie Harris	14	158	11.3	86	1
1970	Rickie Harris	14	10	0.7	8	0
1971	Ted Vactor	23	194	8.4	30	0
1972	Ted Vactor	17	88	5.2	28	0
1973	Speedy Duncan	28	228	8.1	18	0
1974	Joe Theismann [R]	15	157	10.5	44	0
1975	Larry Jones *	53	407	7.7	52	1
1976	Eddie Brown	48	646	13.5	71	1
1977	Eddie Brown *	57	452	7.9	43	0
1978	Tony Green [R]	42	443	10.5	80	1
1979	Buddy Hardeman [R]	24	207	8.6	52	0
1980	Mike Nelms [R]	48	487	10.1	64	0
1981	Mike Nelms	45	492	10.9	75	2
1982	Mike Nelms	32	252	7.9	28	0

# YEARLY LEADERS

1983	Mike Nelms	38	289	7.6	35	0
1984	Mike Nelms	49	428	8.7	46	0
1985	Ken Jenkins	26	272	10.5	28	0
1986	Ken Jenkins	28	270	9.6	39	0
1987	Eric Yarber	37	273	7.4	33	0
1988	Derrick Shepard	12	104	8.7	23	0
1989	Joe Johnson [R]	21	200	9.5	38	0
1990	Walter Stanley	24	176	7.3	32	0
1991	Brian Mitchell	45	600	13.3	69t	2
1992	Brian Mitchell	29	271	9.3	84t	1
1993	Brian Mitchell	29	193	6.7	48	0
1994	Brian Mitchell	32	452	14.1	78t	2
1995	Brian Mitchell	25	315	12.6	59t	1
1996	Brian Mitchell	23	258	11.2	71	0
1997	Brian Mitchell	38	442	11.6	63t	1
1998	Brian Mitchell	44	506	11.5	47	0
1999	Brian Mitchell	40	332	8.3	33	0
2000	Deion Sanders	25	185	7.4	57	0
2001	Eric Metcalf	33	412	12.5	89t	1
2002	Champ Bailey	24	238	9.9	39	0
2003	Chad Morton	19	188	9.9	28	0
2004	James Thrash	19	162	8.5	43	0
2005	Antonio Brown	13	63	4.8	16	0
2006	Antwaan Randle El	39	342	8.8	87t	1
2007	Antwaan Randle El	34	209	6.1	27	0
2008	Antwaan Randle El	39	254	6.5	36	0
2009	Antwaan Randle El	17	102	6.0	43	0
2010	Brandon Banks [R]	38	431	11.3	53	0
2011	Brandon Banks	36	328	9.1	55	0
2012	Brandon Banks	26	178	6.8	27	0
2013	Santana Moss	18	130	7.2	18	0
2014	Andre Roberts	28	208	7.4	37	0
2015	Jamison Crowder [R]	30	158	5.3	16	0

## PUNT RETURN YARDS

YEAR	PLAYER	YDS	NO	AVG	LG	TD
1941	Dick Todd	238	14	17	73	1
1942	Andy Farkas	219	16	13.7	51	0
1943	Bob Seymour	173	13	13.3	22	0
1944	Frank SeNO	129	10	12.9	60	0
1945	Steve Bagarus [R] *	251	21	12	28	0
1946	Steve Bagarus	192	18	10.7	33	0
1947	Eddie Saenz	308	24	12.8	30	0
1948	Dan Sandifer [R]	236	20	11.8	35	0
1949	Dan Sandifer	199	18	11.1	41	0
1950	Bill Dudley	185	12	15.4	96t	1
1951	Bill Dudley	172	22	7.8	27	0
1952	Johnny Williams [R]	366	24	15.3	74t	2
1953	Johnny Williams	172	18	9.6	62	0
1954	Joe Scudero [R]	53	14	3.8	25	0
1955	Joe Scudero	241	25	9.6	49t	1
1956	Tom Runnels [R]	91	8	11.4	59	0
1957	Bert Zagers *	217	14	15.5	76t	2
1958	Bert Zagers	41	7	5.9	23	0
1959	Dick James	95	21	4.5	26	0
1960	Dick James	46	7	6.6	20	0
1961	Dick James	90	12	7.5	18	0
1962	Dick James	145	19	7.6	33	0
1963	Dick James	214	16	13.4	39	0
1964	Pervis Atkins	138	13	10.6	68	0
1965	Rickie Harris [R]	377	31	12.2	57t	1
1966	Rickie Harris	108	18	6	52t	1
1967	Rickie Harris	208	23	9	51	0
1968	Rickie Harris	144	19	7.6	20	0
1969	Rickie Harris	158	14	11.3	86t	1
1970	Walter Roberts	28	10	2.8	9	0
1971	Speedy Duncan	233	22	10.6	33	0
1972	Ted Vactor	88	17	5.2	28	0
1973	Speedy Duncan	228	28	8.1	18	0
1974	Joe Theismann [R]	157	15	10.5	44	0

1975	Larry Jones	407	53	7.7	52t	1
1976	Eddie Brown *	648	48	13.5	71t	1
1977	Eddie Brown	452	57	7.9	43	0
1978	Tony Green [R]	443	42	10.5	80t	1
1979	Buddy Hardeman [R]	207	24	8.6	52	0
1980	Mike Nelms [R]	487	48	10.1	64	0
1981	Mike Nelms	492	45	10.9	75t	2
1982	Mike Nelms	252	32	7.9	28	0
1983	Mike Nelms	289	38	7.6	35	0
1984	Mike Nelms	428	49	8.7	46	0
1985	Ken Jenkins	272	26	10.5	28	0
1986	Ken Jenkins	270	28	9.6	39	0
1987	Eric Yarber	273	37	7.4	33	0
1988	Derrick Shepard	104	12	8.7	23	0
1989	Joe Johnson [R]	200	21	9.5	38	0
1990	Walter Stanley	176	24	7.3	32	0
1991	Brian Mitchell *	600	45	13.3	69t	2
1992	Brian Mitchell	271	29	9.3	84t	1
1993	Brian Mitchell	193	29	6.7	48	0
1994	Brian Mitchell °	452	32	14.1	78t	2
1995	Brian Mitchell	315	25	12.6	59t	1
1996	Brian Mitchell	258	23	11.2	71	0
1997	Brian Mitchell	442	38	11.6	63t	1
1998	Brian Mitchell	506	44	11.5	47	0
1999	Brian Mitchell	332	40	8.3	33	0
2000	Deion Sanders	185	25	7.4	57	0
2001	Eric Metcalf	412	33	12.5	89t	1
2002	Champ Bailey	238	24	9.9	39	0
2003	Chad Morton	188	19	9.9	28	0
2004	James Thrash	162	19	8.5	43	0
2005	James Thrash	77	10	7.7	18	0
2006	Antwaan Randle El	342	39	8.8	87t	1
2007	Antwaan Randle El	209	34	6.1	27	0
2008	Antwaan Randle El	254	39	6.5	36	0
2009	Antwaan Randle El	102	17	6	43	0
2010	Brandon Banks [R]	431	38	11.3	53	0
2011	Brandon Banks	328	36	9.1	55	0
2012	Brandon Banks	178	26	6.8	27	0
2013	Santana Moss	130	18	7.2	18	0
2014	Andre Roberts	208	28	7.4	37	0
2015	Jamison Crowder [R]	158	30	5.3	16	0

## KICK RETURNS

YEAR	PLAYER	NO	YDS	AVG	LG	TD
1941	Andy Farkas	6	105	17.5	7	0
1942	Andy Farkas	4	206	51.5	95t	1
1943	Andy Farkas	9	279	31.0	84	0
1944	Andy Farkas	11	229	20.8	35	0
1945	Steve Bagarus [R]	12	325	27.1	55	0
1946	Steve Bagarus	13	332	25.5	51	0
1947	Eddie Saenz *	29	797	27.5	94t	2
1948	Dan Sandifer [R] *	26	594	22.8	96t	1
1949	Eddie Saenz *	24	485	19.4	34	0
	Dan Sandifer *	24	518	21.6	70	0
1950	Eddie Saenz	12	347	28.9	71	0
1951	Harry Dowda	13	341	26.2	39	0
1952	Johnny Williams [R]	20	486	24.3	48	0
1953	Sam Baker [R]	9	186	20.7	40	0
	Johnny Williams	9	224	24.9	33	0
1954	Dale Atkeson [R]	24	623	26.0	99t	1
1955	Joe Scudero	25	699	28.0	94t	1
1956	Tom Runnels [R]	17	375	22.1	37	0
1957	Bert Zagers	15	348	23.2	35	0
1958	Sid Watson	19	443	23.3	47	0
1959	Dick James	23	503	21.9	38	0
1960	Sam Horner [R]	24	511	21.3	35	0
1961	Dick James	21	617	29.4	48	0
1962	Dick James	32	889	27.8	72	0
1963	Dick James	30	830	27.7	48	0
1964	Ozzie Clay [R]	19	482	25.4	84	0

# YEARLY LEADERS

1965	Billy Hunter (R)	18	432	24.0	50	0
1966	Fred Mazurek	21	505	24.0	58	0
1967	Rickie Harris	25	580	23.2	47	0
1968	Rickie Harris	23	579	25.2	49	0
1969	Rickie Harris	19	458	24.1	54	0
1970	Ted Vactor	28	700	25.0	51	0
1971	Speedy Duncan	27	724	26.8	48	0
1972	Speedy Duncan	15	364	24.3	41	0
1973	Herb Mul-Key	36	1011	28.1	97	1
1974	Larry Jones (R)	23	672	29.2	102	1
1975	Larry Jones *	47	1086	23.1	44	0
1976	Eddie Brown °	30	738	24.6	67	0
1977	Eddie Brown	34	852	25.1	46	0
1978	Tony Green (R)	34	870	25.6	99	1
1979	Buddy Hardeman (R)	19	404	21.3	33	0
1980	Mike Nelms (R)	38	810	21.3	51	0
1981	Mike Nelms	37	1099	29.7	84	0
1982	Mike Nelms	23	557	24.2	58	0
1983	Mike Nelms	35	802	22.9	41	0
1984	Mike Nelms °	42	860	20.5	36	0
1985	Ken Jenkins	41	1018	24.8	95	0
1986	Ken Jenkins	27	554	20.5	37	0
1987	Keith Griffin	25	478	19.1	54	0
1988	Jamie Morris (R)	21	413	19.7	35	0
1989	A.J. Johnson (R)	24	504	21.0	38	0
1990	Joe Johnson	22	427	19.4	35	0
1991	Brian Mitchell	29	583	20.1	35	0
1992	Brian Mitchell	23	492	21.4	47	0
1993	Brian Mitchell	33	678	20.5	68	0
1994	Brian Mitchell	58	1478	25.5	86	0
1995	Brian Mitchell	55	1408	25.6	59	0
1996	Brian Mitchell	56	1258	22.5	50	0
1997	Brian Mitchell	47	1094	23.3	97	1
1998	Brian Mitchell	59	1337	22.7	101	1
1999	Brian Mitchell	43	893	20.8	45	0
2000	James Thrash	45	1000	22.2	49	0
2001	Michael Bates	49	1150	23.5	41	0
2002	Ladell Betts (R)	28	690	24.6	60	0
2003	Chad Morton	44	1029	23.4	94	1
2004	Ladell Betts	23	528	23.0	70	0
2005	Ladell Betts	24	621	25.9	94	1
2006	Rock Cartwright *	64	1541	24.1	100	1
2007	Rock Cartwright	52	1339	25.8	80	0
2008	Rock Cartwright	51	1307	25.6	87	0
2009	Rock Cartwright	39	868	22.3	42	0
2010	Brandon Banks (R)	46	1155	25.1	96	1
2011	Brandon Banks *	51	1174	23.0	47	0
2012	Brandon Banks	22	527	24.0	55	0
2013	Niles Paul	20	411	20.6	39	0
2014	Andre Roberts	30	710	23.7	45	0
2015	Rashad Ross	28	684	24.4	101	1

## KICK RETURN YARDS

YEAR	PLAYER	YDS	NO	AVG	LG	TD
1941	Frankie Filchock	126	5	25.2	-	0
1942	Andy Farkas	206	4	51.5	95	1
1943	Andy Farkas	279	9	31.0	84	0
1944	Andy Farkas	229	11	20.8	35	0
1945	Steve Bagarus (R)	325	12	27.1	55	0
1946	Steve Bagarus	332	13	25.5	51	0
1947	Eddie Saenz *	797	29	27.5	94	2
1948	Dan Sandifer (R) *	594	26	22.8	96	1
1949	Dan Sandifer	518	24	21.6	70	0
1950	Eddie Saenz	347	12	28.9	71	0
1951	Harry Dowda	341	13	26.2	39	0
1952	Johnny Williams (R)	486	20	24.3	48	0
1953	Johnny Williams	224	9	24.9	33	0
1954	Dale Atkeson (R)	623	24	26.0	99	1
1955	Joe Scudero	699	25	28.0	94	1
1956	Tom Runnels (R)	375	17	22.1	37	0

1957	Bert Zagers	348	15	23.2	35	0
1958	Sid Watson	443	19	23.3	47	0
1959	Dick James	503	23	21.9	38	0
1960	Sam Horner (R)	511	24	21.3	35	0
1961	Dick James	617	21	29.4	48	0
1962	Dick James	889	32	27.8	72	0
1963	Dick James	830	30	27.7	48	0
1964	Ozzie Clay (R)	482	19	25.4	84	0
1965	Billy Hunter (R)	432	18	24.0	50	0
1966	Fred Mazurek	505	21	24.0	58	0
1967	Rickie Harris	580	25	23.2	47	0
1968	Rickie Harris	579	23	25.2	49	0
1969	Rickie Harris	458	19	24.1	54	0
1970	Ted Vactor	700	28	25.0	51	0
1971	Speedy Duncan	724	27	26.8	48	0
1972	Speedy Duncan	364	15	24.3	41	0
1973	Herb Mul-Key °	1011	36	28.1	97	1
1974	Larry Jones (R)	672	23	29.2	102	1
1975	Larry Jones *	1086	47	23.1	44	0
1976	Eddie Brown	738	30	24.6	67	0
1977	Eddie Brown	852	34	25.1	46	0
1978	Tony Green (R)	870	34	25.6	99	1
1979	Buddy Hardeman (R)	404	19	21.3	33	0
1980	Mike Nelms (R)	810	38	21.3	51	0
1981	Mike Nelms	1099	37	29.7	84	0
1982	Mike Nelms °	557	23	24.2	58	0
1983	Mike Nelms	802	35	22.9	41	0
1984	Mike Nelms	860	42	20.5	36	0
1985	Ken Jenkins	1018	41	24.8	95	0
1986	Ken Jenkins	554	27	20.5	37	0
1987	Keith Griffin	478	25	19.1	54	0
1988	Jamie Morris (R)	413	21	19.7	35	0
1989	Joe Johnson (R)	522	21	24.9	99	1
1990	Joe Johnson	427	22	19.4	35	0
1991	Brian Mitchell	583	29	20.1	35	0
1992	Brian Mitchell	492	23	21.4	47	0
1993	Brian Mitchell	678	33	20.5	68	0
1994	Brian Mitchell *	1478	58	25.5	86	0
1995	Brian Mitchell	1408	55	25.6	59	0
1996	Brian Mitchell	1258	56	22.5	50	0
1997	Brian Mitchell	1094	47	23.3	97	1
1998	Brian Mitchell	1337	59	22.7	101	1
1999	Brian Mitchell	893	43	20.8	45	0
2000	James Thrash	1000	45	22.2	49	0
2001	Michael Bates	1150	49	23.5	41	0
2002	Ladell Betts (R)	690	28	24.6	60	0
2003	Chad Morton	1029	44	23.4	94	1
2004	Ladell Betts	528	23	23.0	70	0
2005	Ladell Betts	621	24	25.9	94	1
2006	Rock Cartwright °	1541	64	24.1	100	1
2007	Rock Cartwright	1339	52	25.8	80	0
2008	Rock Cartwright	1307	51	25.6	87	0
2009	Rock Cartwright	868	39	22.3	42	0
2010	Brandon Banks (R)	1155	46	25.1	96	1
2011	Brandon Banks *	1174	51	23.0	47	0
2012	Brandon Banks	527	22	24.0	55	0
2013	Niles Paul	411	20	20.6	39	0
2014	Andre Roberts	710	30	23.7	45	0
2015	Rashad Ross	684	28	24.4	101	1

\* NFL Leader ° NFC Leader \* Team Record # NFL Record (R) Rookie



# YEARLY RESULTS

## LEGEND

(M) Monday (T) Tuesday (W) Wednesday  
(H) Thursday (F) Friday (S) Saturday  
All other games played on Sunday

### 1932 [4-4-2]

#### Coach Lud Wray

10/2.....vs. Brooklyn.....	0-14 L.....	6,000
10/9.....vs. NY Giants.....	14-6 W.....	8,000
10/16.....vs. Chi. Cardinals.....	0-9 L.....	15,000
10/23.....at NY Giants.....	0-0 T.....	15,000
10/30.....vs. Chicago Bears.....	7-7 T.....	18,000
11/6.....vs. Staten Island.....	19-6 W.....	
11/13.....vs. Green Bay.....	0-21 L.....	16,500
11/20.....at Portsmouth.....	0-10 L.....	5,000
11/27.....at Chi. Cardinals.....	8-6 W.....	6,200
12/4.....at Brooklyn.....	7-0 W.....	20,000

### 1933 [5-5-2]

#### Coach Lone Star Dietz

9/17.....at Green Bay.....	7-7 T.....	5,000
10/1.....at Chicago Bears.....	0-7 L.....	8,000
10/4.....at Pittsburgh (W).....	21-6 W.....	15,000
10/8.....vs. NY Giants.....	21-20 W.....	17,000
10/15.....vs. Portsmouth.....	0-13 L.....	21,000
10/22.....vs. Chi. Cardinals.....	10-0 W.....	18,000
10/29.....vs. Pittsburgh.....	14-16 L.....	7,500
11/5.....vs. Chicago Bears.....	10-0 W.....	22,820
11/12.....at NY Giants.....	0-7 L.....	17,601
11/19.....vs. Green Bay.....	20-7 W.....	16,399
11/26.....at Brooklyn.....	0-14 L.....	15,000
12/3.....at Chi. Cardinals.....	0-0 T.....	7,000

### 1934 [6-6]

#### Coach Lone Star Dietz

9/16.....at Pittsburgh.....	7-0 W.....	17,171
9/30.....at Brooklyn.....	6-10 L.....	12,500
10/7.....vs. NY Giants.....	13-16 L.....	17,033
10/14.....vs. Pittsburgh.....	39-0 W.....	15,500
10/17.....at Detroit (W).....	0-24 L.....	12,000
10/21.....vs. Philadelphia.....	6-0 W.....	10,344
10/28.....vs. Chi. Cardinals.....	9-0 W.....	10,000
11/4.....vs. Green Bay.....	0-10 L.....	23,722
11/11.....vs. Chicago Bears.....	0-21 L.....	26,000
11/18.....at Philadelphia.....	14-7 W.....	8,500
11/25.....at NY Giants.....	0-3 L.....	20,000
12/2.....vs. Brooklyn.....	13-3 W.....	13,000

### 1935 [2-8-1]

#### Coach Eddie Casey

9/29.....vs. Brooklyn.....	7-3 W.....	17,930
10/6.....vs. NY Giants.....	12-20 L.....	8,000
10/13.....vs. Detroit.....	7-17 L.....	18,737
10/20.....at NY Giants.....	6-17 L.....	20,000
10/27.....at Pittsburgh.....	0-6 L.....	11,379
10/30.....at Detroit (W).....	0-14 L.....	14,000
11/3.....vs. Philadelphia.....	6-7 L.....	10,000
11/10.....vs. Chicago.....	14-30 L.....	16,423
11/24.....vs. Chi. Cardinals.....	0-6 L.....	4,152
12/1.....vs. Pittsburgh.....	13-3 W.....	5,000
12/8.....at Brooklyn.....	0-0 T.....	7,500

### 1936 [7-5]

#### Coach Ray Flaherty

9/13.....at Pittsburgh.....	0-10 L.....	15,622
9/20.....at Philadelphia.....	26-3 W.....	20,000
9/27.....at Brooklyn.....	14-3 W.....	15,000
10/4.....vs. NY Giants.....	0-7 L.....	14,133
10/11.....at Green Bay.....	2-31 L.....	6,108
10/18.....vs. Philadelphia.....	17-7 W.....	4,000
11/1.....vs. Chi. Cardinals.....	13-10 W.....	7,000
11/8.....vs. Green Bay.....	3-7 L.....	11,220
11/15.....vs. Chicago.....	0-26 L.....	12,000
11/22.....vs. Brooklyn.....	30-6 W.....	4,197

11/29.....vs. Pittsburgh.....	30-0 W.....	4,813
12/6.....at NY Giants.....	14-0 W.....	18,000

#### World Championship (Polo Grounds, New York)

12/13.....vs. Green Bay.....	6-21 L.....	29,595
------------------------------	-------------	--------

### 1937 [8-3]

#### Coach Ray Flaherty

9/16.....vs. NY Giants (H).....	13-3 W.....	25,000
9/24.....vs. Chi. Cardinals (F).....	14-21 L.....	22,367
10/3.....at Brooklyn.....	11-7 W.....	16,000
10/10.....vs. Philadelphia.....	0-14 L.....	7,320
10/17.....vs. Pittsburgh.....	34-20 W.....	12,835
10/24.....at Philadelphia.....	10-7 W.....	13,167
10/31.....vs. Brooklyn.....	21-0 W.....	22,500
11/14.....at Pittsburgh.....	13-21 L.....	12,242
11/21.....at Cleveland Rams.....	16-7 W.....	3,500
11/28.....vs. Green Bay.....	14-6 W.....	30,000
12/5.....at NY Giants.....	49-14 W.....	

#### World Championship (Wrigley Field, Chicago)

12/12.....at Chicago.....	28-21 W.....	15,878
---------------------------	--------------	--------

### 1938 [6-3-2]

#### Coach Ray Flaherty

9/11.....at Philadelphia.....	26-23 W.....	20,000
9/18.....vs. Brooklyn.....	16-16 T.....	23,000
9/25.....vs. Cleveland Rams.....	37-13 W.....	27,000
10/9.....vs. NY Giants.....	7-10 L.....	37,500
10/16.....at Detroit.....	7-5 W.....	42,855
10/23.....vs. Philadelphia.....	20-14 W.....	3,000
10/30.....at Brooklyn.....	6-6 T.....	29,913
11/6.....vs. Pittsburgh.....	7-0 W.....	12,910
11/13.....at Chicago.....	7-31 L.....	21,817
11/27.....vs. Pittsburgh.....	15-0 W.....	12,910
12/4.....at NY Giants.....	0-36 L.....	57,461

### 1939 [8-2-1]

#### Coach Ray Flaherty

9/17.....at Philadelphia.....	7-0 W.....	33,528
10/1.....vs. NY Giants.....	0-0 T.....	34,712
10/8.....vs. Brooklyn.....	41-13 W.....	27,092
10/15.....vs. Pittsburgh.....	44-14 W.....	25,982
10/22.....at Pittsburgh.....	21-14 W.....	8,602
10/29.....at Green Bay.....	14-24 L.....	24,308
11/5.....vs. Philadelphia.....	7-6 W.....	20,444
11/12.....at Brooklyn.....	42-0 W.....	28,581
11/19.....vs. Chi. Cardinals.....	28-7 W.....	26,667
11/26.....vs. Detroit.....	31-7 W.....	36,183
12/3.....at NY Giants.....	7-9 L.....	62,404

### 1940 [9-2]

#### Coach Ray Flaherty

9/15.....vs. Brooklyn.....	24-17 W.....	32,763
9/22.....vs. NY Giants.....	21-7 W.....	34,712
10/6.....at Pittsburgh.....	40-10 W.....	25,213
10/13.....vs. Chi. Cardinals.....	28-21 W.....	33,691
10/20.....at Philadelphia.....	34-17 W.....	26,083
10/27.....at Detroit.....	20-14 W.....	28,090
11/3.....vs. Pittsburgh.....	37-10 W.....	31,204
11/10.....at Brooklyn.....	14-16 L.....	33,846
11/17.....vs. Chicago.....	7-3 W.....	35,231
11/24.....at NY Giants.....	7-21 L.....	48,439
12/1.....vs. Philadelphia.....	13-6 W.....	25,838

#### World Championship (Griffith Stadium, Washington)

12/8.....vs. Chicago.....	0-73 L.....	36,034
---------------------------	-------------	--------

### 1941 [6-5]

#### Coach Ray Flaherty

9/28.....vs. NY Giants.....	10-17 L.....	35,677
10/5.....vs. Brooklyn.....	3-0 W.....	32,642
10/12.....at Pittsburgh.....	24-20 W.....	18,733
10/19.....at Philadelphia.....	21-17 W.....	19,071
10/26.....vs. Cleveland Rams.....	17-13 W.....	32,820

11/2.....vs. Pittsburgh.....	23-3 W.....	30,755
11/9.....at Brooklyn.....	7-13 L.....	31,713
11/16.....at Chicago.....	21-35 L.....	30,095
11/23.....at NY Giants.....	13-20 L.....	49,317
11/30.....vs. Green Bay.....	17-22 L.....	35,594
12/7.....vs. Philadelphia.....	20-14 W.....	27,102

### 1942 [10-1]

#### Coach Ray Flaherty

9/20.....vs. Pittsburgh.....	28-14 W.....	25,000
9/27.....vs. NY Giants.....	7-14 L.....	34,700
10/4.....at Philadelphia.....	14-10 W.....	15,500
10/11.....vs. Cleveland Rams.....	33-14 W.....	33,250
10/18.....at Brooklyn.....	21-10 W.....	25,635
10/25.....at Pittsburgh.....	14-0 W.....	37,764
11/1.....vs. Philadelphia.....	30-27 W.....	32,658
11/8.....vs. Chi. Cardinals.....	28-0 W.....	35,425
11/15.....at NY Giants.....	14-7 W.....	30,879
11/22.....vs. Brooklyn.....	23-3 W.....	34,450
11/29.....at Detroit.....	15-3 W.....	6,044

#### World Championship (Griffith Stadium, Washington)

12/13.....vs. Chicago.....	14-6 W.....	36,006
----------------------------	-------------	--------

### 1943 [6-3-1]

#### Coach Arthur "Dutch" Bergman

10/10.....vs. Brooklyn.....	27-0 W.....	35,450
10/17.....at Green Bay.....	33-7 W.....	23,058
10/24.....vs. Chi. Cardinals.....	13-7 W.....	35,450
10/31.....at Brooklyn.....	48-10 W.....	11,471
11/7.....at Phil-Pitt.....	14-14 T.....	28,893
11/14.....vs. Detroit.....	42-20 W.....	35,450
11/21.....vs. Chicago.....	21-7 W.....	35,671
11/28.....vs. Phil-Pitt.....	14-27 L.....	35,826
12/5.....at NY Giants.....	10-14 L.....	35,826
12/12.....vs. NY Giants.....	7-31 L.....	35,540

#### Eastern Title Playoff

12/19.....at NY Giants.....	28-0 W.....	42,800
-----------------------------	-------------	--------

#### World Championship (Wrigley Field, Chicago)

12/26.....at Chicago.....	21-41 L.....	34,320
---------------------------	--------------	--------

### 1944 [6-3-1]

#### Coach Dudley DeGroot

10/8.....at Philadelphia.....	31-31 T.....	32,549
10/15.....at Boston Yanks.....	21-14 W.....	17,758
10/22.....vs. Brooklyn Tigers.....	17-14 W.....	35,000
10/29.....vs. Chi-Pitt.....	42-20 W.....	35,540
11/5.....vs. Cleveland Rams.....	14-10 W.....	35,450
11/12.....at Brooklyn Tigers.....	10-0 W.....	20,404
11/19.....vs. Philadelphia.....	7-37 L.....	35,540
11/26.....vs. Boston Yanks.....	14-7 W.....	35,540
12/3.....at NY Giants.....	13-16 L.....	35,540
12/10.....vs. NY Giants.....	0-31 L.....	47,457

### 1945 [8-2]

#### Coach Dudley DeGroot

10/7.....at Boston Yanks.....	20-28 L.....	22,685
10/14.....at Pittsburgh.....	14-0 W.....	14,050
10/21.....vs. Philadelphia.....	24-14 W.....	34,788
10/28.....at NY Giants.....	24-14 W.....	55,641
11/4.....vs. Chi. Cardinals.....	24-21 W.....	35,000
11/11.....vs. Boston Yanks.....	34-7 W.....	34,788
11/18.....vs. Chicago.....	28-21 W.....	34,788
11/25.....at Philadelphia.....	0-16 L.....	37,306
12/2.....vs. Pittsburgh.....	24-0 W.....	34,788
12/9.....vs. NY Giants.....	17-0 W.....	34,788

#### World Championship (Cleveland Stadium, Cleveland)

12/16.....at Cleveland Rams.....	14-15 L.....	32,178
----------------------------------	--------------	--------

### 1946 [5-5-1]

#### Coach A.G. "Turk" Edwards

9/29.....vs. Pittsburgh.....	14-14 T.....	33,620
10/6.....vs. Detroit.....	17-16 W.....	33,569

# YEARLY RESULTS

10/13.....vs. NY Giants.....	24-14 W.....	33,651
10/20.....at Boston Yanks.....	14-6 W.....	24,357
10/27.....vs. Philadelphia.....	24-28 L.....	33,691
11/3.....at Pittsburgh.....	7-14 L.....	39,060
11/10.....vs. Boston Yanks.....	17-14 W.....	33,691
11/17.....at Chicago Bears.....	20-24 L.....	43,315
11/24.....at Philadelphia.....	27-10 W.....	36,366
12/1.....vs. Green Bay.....	7-20 L.....	33,691
12/8.....at NY Giants.....	0-31 L.....	60,337

## 1947 [4-8]

### Coach A.G. "Turk" Edwards

9/28.....at Philadelphia.....	42-45 L.....	35,406
10/5.....vs. Pittsburgh.....	27-26 W.....	36,585
10/12.....vs. NY Giants.....	28-20 W.....	36,533
10/19.....at Green Bay.....	10-27 L.....	28,572
10/26.....vs. Chicago Bears.....	20-56 L.....	36,591
11/2.....vs. Philadelphia.....	14-38 L.....	36,591
11/9.....at Pittsburgh.....	14-21 L.....	36,257
11/16.....at Detroit.....	21-38 L.....	17,003
11/23.....vs. Chi. Cardinals.....	45-21 W.....	35,362
11/30.....at Boston Yanks.....	24-27 L.....	24,800
12/7.....at NY Giants.....	10-35 L.....	25,594
12/14.....vs. Boston Yanks.....	40-13 W.....	33,226

## 1948 [7-5]

### Coach A.G. "Turk" Edwards

9/26.....vs. Pittsburgh.....	17-14 W.....	32,593
10/3.....vs. NY Giants.....	41-10 W.....	32,593
10/10.....at Pittsburgh.....	7-10 L.....	28,969
10/17.....vs. Philadelphia.....	0-45 L.....	35,584
10/24.....at Green Bay.....	23-7 W.....	13,433
10/31.....vs. Boston Yanks.....	59-21 W.....	29,758
11/7.....at Boston Yanks.....	23-7 W.....	13,659
11/14.....vs. Detroit.....	46-21 W.....	32,528
11/21.....at Philadelphia.....	21-42 L.....	36,254
11/28.....at Chicago Bears.....	13-48 L.....	42,299
12/5.....vs. LA Rams.....	13-41 L.....	32,970
12/12.....at NY Giants.....	28-21 W.....	33,156

## 1949 [4-7-1]

### Coaches John Wheelchel [7] & Herman Ball [5]

9/26.....at Chi. Cardinals (M).....	7-38 L.....	24,136
10/3.....at Pittsburgh (M).....	27-14 W.....	30,000
10/9.....vs. NY Giants.....	35-45 L.....	30,073
10/16.....vs. NY Bulldogs.....	38-14 W.....	26,278
10/23.....at Philadelphia.....	14-49 L.....	28,855
10/30.....at NY Bulldogs.....	14-14 T.....	3,678
11/6.....vs. Pittsburgh.....	27-14 W.....	26,038
11/13.....vs. Philadelphia.....	21-44 L.....	31,107
11/20.....vs. Chicago Bears.....	21-31 L.....	30,418
11/27.....at NY Giants.....	7-23 L.....	12,985
12/4.....vs. Green Bay.....	30-0 W.....	23,200
12/11.....at LA Rams.....	27-53 L.....	44,899

## 1950 [3-9]

### Coach Herman Ball

9/17.....at Baltimore.....	38-14 W.....	29,000
9/24.....at Green Bay.....	21-35 L.....	14,109
10/1.....vs. Pittsburgh.....	7-26 L.....	25,008
10/8.....vs. NY Giants.....	17-21 L.....	19,288
10/22.....vs. Chi. Cardinals.....	28-38 L.....	27,856
10/29.....at Philadelphia.....	3-35 L.....	33,707
11/5.....at NY Giants.....	21-24 L.....	23,909
11/12.....vs. Philadelphia.....	0-33 L.....	29,407
11/19.....at Cleveland.....	14-20 L.....	21,908
11/26.....vs. Baltimore.....	38-28 W.....	21,275
12/3.....at Pittsburgh.....	24-7 W.....	19,741
12/10.....vs. Cleveland.....	21-45 L.....	30,143

## 1951 [5-7]

### Coaches Herman Ball [3] & Dick Todd [9]

9/30.....at Detroit.....	17-35 L.....	27,891
10/7.....vs. NY Giants.....	14-35 L.....	23,800
10/14.....at Cleveland.....	0-45 L.....	33,968

10/21.....vs. Chi. Cardinals.....	7-3 W.....	22,960
10/28.....at Philadelphia.....	27-23 W.....	20,437
11/4.....vs. Chicago Bears.....	0-27 L.....	21,737
11/11.....at NY Giants.....	14-28 L.....	21,242
11/18.....at Pittsburgh.....	22-7 W.....	15,060
11/25.....vs. LA Rams.....	31-21 W.....	26,307
12/2.....vs. Philadelphia.....	21-35 L.....	23,738
12/9.....at Chi. Cardinals.....	20-17 W.....	9,459
12/16.....vs. Philadelphia.....	10-20 L.....	18,096

## 1952 [4-8]

### Coach Earl "Curly" Lambeau

9/29.....at Chi. Cardinals (M).....	23-7 W.....	17,837
10/5.....at Green Bay.....	20-35 L.....	9,657
10/12.....vs. Chi. Cardinals.....	6-17 L.....	24,600
10/19.....at Pittsburgh.....	28-24 W.....	22,604
10/26.....at Cleveland.....	15-19 L.....	32,496
11/2.....vs. Pittsburgh.....	23-24 L.....	25,866
11/9.....at Philadelphia.....	20-38 L.....	16,932
11/16.....vs. San Francisco.....	17-23 L.....	28,997
11/23.....vs. NY Giants.....	10-14 L.....	21,125
11/30.....vs. Cleveland.....	24-48 L.....	22,679
12/7.....at NY Giants.....	27-17 W.....	21,237
12/14.....vs. Philadelphia.....	27-21 W.....	22,468

## 1953 [6-5-1]

### Coach Earl "Curly" Lambeau

9/27.....at Chi. Cardinals.....	24-13 W.....	16,055
10/2.....at Philadelphia (F).....	21-21 T.....	19,099
10/11.....vs. NY Giants.....	13-9 W.....	26,241
10/18.....vs. Cleveland.....	14-30 L.....	33,963
10/25.....at Baltimore.....	17-27 L.....	34,031
11/1.....at Cleveland.....	3-27 L.....	47,845
11/8.....vs. Chi. Cardinals.....	28-17 W.....	19,654
11/15.....vs. Chicago Bears.....	24-27 L.....	21,392
11/22.....at NY Giants.....	24-21 W.....	16,887
11/29.....at Pittsburgh.....	17-9 W.....	17,026
12/6.....vs. Philadelphia.....	10-0 W.....	21,579
12/13.....vs. Pittsburgh.....	13-14 L.....	22,057

## 1954 [3-9]

### Coach Joe Kuharich

9/26.....at San Francisco.....	7-41 L.....	32,085
10/2.....at Philadelphia (S).....	7-37 L.....	22,492
10/10.....vs. NY Giants.....	21-51 L.....	21,217
10/17.....vs. Philadelphia.....	21-49 L.....	22,051
10/24.....at NY Giants.....	7-24 L.....	22,597
10/31.....vs. Baltimore.....	24-21 W.....	23,567
11/7.....at Cleveland.....	3-62 L.....	25,158
11/14.....vs. Pittsburgh.....	17-14 W.....	19,388
11/21.....at Chi. Cardinals.....	16-38 L.....	15,619
11/28.....at Philadelphia.....	33-41 L.....	18,517
12/5.....vs. Cleveland.....	14-34 L.....	21,761
12/12.....vs. Chi. Cardinals.....	37-20 W.....	18,107

## 1955 [8-4]

### Coach Joe Kuharich

9/25.....at Cleveland.....	27-17 W.....	30,041
10/1.....at Philadelphia (S).....	31-30 W.....	31,891
10/9.....vs. Chi. Cardinals.....	10-24 L.....	26,337
10/16.....vs. Cleveland.....	14-24 L.....	29,168
10/23.....at Baltimore.....	14-13 W.....	51,387
10/30.....at NY Giants.....	7-35 L.....	17,402
11/6.....vs. Philadelphia.....	34-21 W.....	25,741
11/13.....vs. San Francisco.....	7-0 W.....	25,112
11/20.....at Chi. Cardinals.....	31-0 W.....	16,901
11/27.....at Pittsburgh.....	23-14 W.....	21,760
12/4.....vs. NY Giants.....	20-27 L.....	28,556
12/11.....vs. Pittsburgh.....	28-17 W.....	20,547

## 1956 [6-6]

### Coach Joe Kuharich

9/30.....at Pittsburgh.....	13-30 L.....	27,718
10/6.....at Philadelphia (S).....	9-13 L.....	26,607
10/14.....vs. Chi. Cardinals.....	3-31 L.....	25,794

10/21.....vs. Cleveland.....	20-9 W.....	23,332
10/28.....at Chi. Cardinals.....	17-14 W.....	30,553
11/11.....vs. Detroit.....	18-17 W.....	28,003
11/18.....vs. NY Giants.....	33-7 W.....	26,261
11/25.....at Cleveland.....	20-17 W.....	22,878
12/2.....at NY Giants.....	14-28 L.....	26,261
12/9.....vs. Philadelphia.....	19-17 W.....	22,333
12/16.....vs. Pittsburgh.....	0-23 L.....	21,097
12/23.....at Baltimore.....	17-19 L.....	32,994

## 1957 [5-6-1]

### Coach Joe Kuharich

9/29.....at Pittsburgh.....	7-28 L.....	27,452
10/6.....at Chi. Cardinals.....	37-14 W.....	18,278
10/13.....vs. NY Giants.....	20-24 L.....	39,086
10/20.....vs. Chi. Cardinals.....	14-44 L.....	23,159
10/27.....at NY Giants.....	31-14 W.....	40,416
11/3.....at Cleveland.....	17-21 L.....	52,936
11/10.....vs. Baltimore.....	17-21 L.....	33,149
11/17.....vs. Cleveland.....	30-30 T.....	27,722
11/24.....at Philadelphia.....	12-21 L.....	20,730
12/1.....at Chicago Bears.....	14-3 W.....	39,148
12/8.....vs. Philadelphia.....	42-7 W.....	21,304
12/15.....vs. Pittsburgh.....	10-3 W.....	22,577

## 1958 [4-7-1]

### Coach Joe Kuharich

9/28.....at Philadelphia.....	24-14 W.....	36,853
10/4.....at Chi. Cardinals (S).....	10-37 L.....	21,824
10/12.....vs. NY Giants.....	14-21 L.....	30,348
10/19.....vs. Green Bay.....	37-21 W.....	25,228
10/26.....at Baltimore.....	10-35 L.....	54,403
11/2.....at Pittsburgh.....	16-24 L.....	19,525
11/9.....vs. Chi. Cardinals.....	45-31 W.....	26,196
11/16.....vs. Cleveland.....	10-20 L.....	32,372
11/23.....at NY Giants.....	0-30 L.....	46,752
11/30.....at Cleveland.....	14-21 L.....	33,240
12/7.....vs. Pittsburgh.....	14-14 T.....	23,370
12/14.....vs. Philadelphia.....	20-0 W.....	22,621

## 1959 [3-9]

### Coach Mike Nixon

9/27.....at Chi. Cardinals.....	21-49 L.....	21,892
10/4.....at Philadelphia.....	23-17 W.....	26,570
10/11.....vs. Chi. Cardinals.....	23-14 W.....	25,937
10/18.....vs. Pittsburgh.....	6-27 L.....	28,218
10/25.....at Cleveland.....	7-34 L.....	42,732
11/1.....at Philadelphia.....	23-30 L.....	39,854
11/8.....vs. Baltimore.....	27-24 W.....	32,773
11/15.....vs. Cleveland.....	17-31 L.....	32,266
11/22.....at Green Bay.....	0-21 L.....	31,853
11/29.....at NY Giants.....	14-45 L.....	60,982
12/6.....vs. Philadelphia.....	14-34 L.....	24,325
12/13.....vs. NY Giants.....	10-24 L.....	26,198

## 1960 [1-9-2]

### Coach Mike Nixon

9/25.....at Baltimore.....	0-20 L.....	53,818
10/9.....vs. Dallas.....	26-14 W.....	21,142
10/16.....at NY Giants.....	24-24 T.....	60,625
10/23.....vs. Pittsburgh.....	27-27 T.....	25,292
10/30.....vs. Cleveland.....	10-31 L.....	32,086
11/6.....at STL Cardinals.....	7-44 L.....	22,458
11/13.....at Philadelphia.....	13-19 L.....	39,361
11/20.....vs. STL Cardinals.....	14-26 L.....	23,848
11/27.....at Pittsburgh.....	10-22 L.....	22,334
12/4.....at Cleveland.....	16-17 L.....	35,211
12/11.....vs. NY Giants.....	3-17 L.....	14,077
12/18.....vs. Philadelphia.....	28-38 L.....	20,558

## 1961 [1-12-1]

### Coach Bill McPeak

9/17.....at San Francisco.....	3-35 L.....	43,142
9/24.....at Philadelphia.....	7-14 L.....	50,108
10/1.....vs. NY Giants.....	21-24 L.....	36,767

# YEARLY RESULTS

10/8.....at Cleveland.....	7-31 L.....	46,186
10/15.....at Pittsburgh.....	0-20 L.....	15,072
10/22.....vs. STL Cardinals.....	0-24 L.....	28,037
10/29.....at Philadelphia.....	24-27 L.....	31,066
11/5.....at NY Giants.....	0-53 L.....	56,077
11/12.....vs. Cleveland.....	6-17 L.....	28,975
11/19.....at Dallas.....	28-28 T.....	17,500
11/26.....vs. Baltimore.....	6-27 L.....	41,062
12/3.....at STL Cardinals.....	24-38 L.....	16,204
12/10.....vs. Pittsburgh.....	14-30 L.....	21,134
12/17.....vs. Dallas.....	34-24 W.....	21,451

## 1962 (5-7-2)

### Coach Bill McPeak

9/16.....at Dallas.....	35-35 T.....	15,730
9/23.....at Cleveland.....	17-16 W.....	57,491
9/30.....vs. STL Cardinals.....	24-14 W.....	37,419
10/7.....vs. LA Rams.....	20-14 W.....	18,104
10/14.....at STL Cardinals.....	17-17 T.....	38,264
10/21.....at Philadelphia.....	27-21 W.....	60,671
10/28.....at NY Giants.....	34-49 L.....	62,844
11/4.....vs. Dallas.....	10-38 L.....	49,888
11/11.....vs. Cleveland.....	17-9 W.....	48,169
11/18.....at Pittsburgh.....	21-23 L.....	21,231
11/25.....vs. NY Giants.....	24-42 L.....	49,219
12/2.....vs. Philadelphia.....	14-37 L.....	32,229
12/8.....at Baltimore (S).....	21-34 L.....	56,964
12/16.....vs. Pittsburgh.....	24-27 L.....	34,508

## 1963 (3-11)

### Coach Bill McPeak

9/15.....at Cleveland.....	14-37 L.....	57,618
9/21.....at LA Rams (S).....	37-14 W.....	29,295
9/29.....vs. Dallas.....	21-17 W.....	40,101
10/6.....vs. NY Giants.....	14-24 L.....	49,419
10/13.....vs. Philadelphia.....	24-37 L.....	49,219
10/20.....at Pittsburgh.....	27-38 L.....	41,987
10/27.....vs. STL Cardinals.....	7-21 L.....	46,921
11/3.....at Dallas.....	20-35 L.....	18,838
11/10.....at STL Cardinals.....	20-24 L.....	18,197
11/17.....vs. Pittsburgh.....	28-34 L.....	49,219
11/24.....at Philadelphia.....	13-10 W.....	60,671
12/1.....vs. Baltimore.....	20-36 L.....	44,006
12/8.....at NY Giants.....	14-44 L.....	62,992
12/15.....vs. Cleveland.....	20-27 L.....	40,865

## 1964 (6-8)

### Coach Bill McPeak

9/13.....vs. Cleveland.....	13-27 L.....	47,577
9/20.....at Dallas.....	18-24 L.....	25,158
9/25.....at NY Giants (F).....	10-13 L.....	62,996
10/4.....vs. STL Cardinals.....	17-23 L.....	49,219
10/11.....vs. Philadelphia.....	35-20 W.....	49,219
10/18.....at STL Cardinals.....	24-38 L.....	23,748
10/25.....vs. Chicago.....	27-20 W.....	49,219
11/1.....at Philadelphia.....	21-10 W.....	60,671
11/8.....at Cleveland.....	24-34 L.....	76,385
11/15.....at Pittsburgh.....	30-0 W.....	31,587
11/22.....vs. Dallas.....	28-16 W.....	49,219
11/29.....vs. NY Giants.....	36-21 W.....	49,219
12/6.....vs. Pittsburgh.....	7-14 L.....	49,219
12/13.....at Baltimore.....	17-45 L.....	60,213

## 1965 (6-8)

### Coach Bill McPeak

9/19.....vs. Cleveland.....	7-17 L.....	48,208
9/26.....at Dallas.....	7-27 L.....	61,577
10/3.....at Detroit.....	10-14 L.....	52,827
10/10.....vs. STL Cardinals.....	16-37 L.....	50,205
10/17.....vs. Baltimore.....	7-38 L.....	50,405
10/24.....at STL Cardinals.....	24-20 W.....	32,228
10/31.....vs. Philadelphia.....	23-21 W.....	60,301
11/7.....at NY Giants.....	23-7 W.....	62,788
11/14.....at Philadelphia.....	14-21 L.....	60,444
11/21.....at Pittsburgh.....	31-3 W.....	25,052

11/28.....vs. Dallas.....	34-31 W.....	50,205
12/5.....at Cleveland.....	16-24 L.....	77,765
12/12.....vs. NY Giants.....	10-27 L.....	50,373
12/19.....vs. Pittsburgh.....	35-14 W.....	49,806

## 1966 (7-7)

### Coach Otto Graham

9/11.....vs. Cleveland.....	14-38 L.....	48,643
9/18.....at STL Cardinals.....	7-23 L.....	40,198
9/25.....at Pittsburgh.....	33-27 W.....	37,505
10/2.....vs. Pittsburgh.....	24-10 W.....	47,360
10/9.....vs. Atlanta.....	33-20 W.....	50,116
10/16.....at NY Giants.....	10-13 L.....	62,865
10/23.....vs. STL Cardinals.....	26-20 W.....	50,154
10/30.....at Philadelphia.....	27-13 W.....	60,658
11/6.....at Baltimore.....	10-37 L.....	60,238
11/13.....vs. Dallas.....	30-31 L.....	50,927
11/20.....at Cleveland.....	3-14 L.....	78,466
11/27.....vs. NY Giants.....	72-41 W.....	50,439
12/11.....at Dallas.....	34-31 W.....	64,198
12/18.....vs. Philadelphia.....	28-37 L.....	50,405

## 1967 (5-6-3)

### Coach Otto Graham

9/17.....at Philadelphia.....	24-35 L.....	60,709
9/24.....at New Orleans.....	30-10 W.....	74,937
10/1.....vs. NY Giants.....	38-34 W.....	50,266
10/8.....vs. Dallas.....	14-17 L.....	50,566
10/15.....at Atlanta.....	20-20 T.....	56,538
10/22.....at LA Rams.....	28-28 T.....	55,381
10/29.....vs. Baltimore.....	13-17 L.....	50,574
11/5.....vs. STL Cardinals.....	21-27 L.....	50,480
11/12.....vs. San Francisco.....	31-28 W.....	50,326
11/19.....at Dallas.....	27-20 W.....	75,538
11/26.....at Cleveland.....	37-42 L.....	72,798
12/3.....vs. Philadelphia.....	35-35 T.....	50,451
12/10.....at Pittsburgh.....	15-10 W.....	22,251
12/17.....vs. New Orleans.....	14-30 L.....	50,486

## 1968 (5-9)

### Coach Otto Graham

9/15.....at Chicago.....	38-28 W.....	41,321
9/22.....at New Orleans.....	17-37 L.....	65,941
9/29.....vs. NY Giants.....	21-48 L.....	62,797
10/6.....vs. Philadelphia.....	17-14 W.....	50,816
10/13.....vs. Pittsburgh.....	16-13 W.....	50,659
10/20.....at STL Cardinals.....	14-41 L.....	46,456
10/27.....vs. NY Giants.....	10-13 L.....	50,839
11/3.....at Minnesota.....	14-27 L.....	47,644
11/10.....at Philadelphia.....	16-10 W.....	59,133
11/17.....vs. Dallas.....	24-44 L.....	50,816
11/24.....vs. Green Bay.....	7-27 L.....	50,621
11/28.....at Dallas (H).....	20-29 L.....	66,076
12/8.....vs. Cleveland.....	21-24 L.....	50,661
12/15.....vs. Detroit.....	14-3 W.....	50,123

## 1969 (7-5-2)

### Coach Vince Lombardi

9/21.....at New Orleans.....	26-20 W.....	73,147
9/28.....at Cleveland.....	23-27 L.....	82,581
10/5.....at San Francisco.....	17-17 T.....	35,642
10/12.....vs. STL Cardinals.....	33-17 W.....	50,481
10/19.....vs. NY Giants.....	20-14 W.....	50,352
10/26.....at Pittsburgh.....	14-7 W.....	46,557
11/2.....at Baltimore.....	17-41 L.....	60,238
11/9.....vs. Philadelphia.....	28-28 T.....	50,502
11/16.....vs. Dallas.....	28-41 L.....	50,474
11/23.....vs. Atlanta.....	27-20 W.....	50,345
11/30.....vs. LA Rams.....	13-24 L.....	50,352
12/7.....at Philadelphia.....	34-29 W.....	60,658
12/14.....vs. New Orleans.....	17-14 W.....	50,354
12/21.....at Dallas.....	10-20 L.....	56,924

## 1970 (7-5-2)

### Coach Bill Austin

9/20.....at San Francisco.....	17-26 L.....	34,984
9/27.....at STL Cardinals.....	17-27 L.....	44,246
10/4.....at Philadelphia.....	33-21 W.....	60,658
10/11.....vs. Detroit.....	31-10 W.....	50,414
10/19.....at Oakland (M).....	20-34 L.....	54,471
10/25.....vs. Cincinnati.....	20-0 W.....	50,415
11/1.....at Denver.....	19-3 W.....	50,705
11/8.....vs. Minnesota.....	10-19 L.....	50,415
11/15.....at NY Giants.....	33-35 L.....	62,915
11/22.....vs. Dallas.....	21-45 L.....	50,415
11/29.....vs. NY Giants.....	24-27 L.....	50,415
12/6.....at Dallas.....	0-34 L.....	57,936
12/13.....vs. Philadelphia.....	24-6 W.....	50,415
12/20.....vs. STL Cardinals.....	28-27 W.....	50,415

## 1971 (9-4-1)

### Coach George Allen

9/19.....at STL Cardinals.....	24-17 W.....	46,805
9/26.....at NY Giants.....	30-3 W.....	62,795
10/3.....at Dallas.....	20-16 W.....	72,000
10/10.....vs. Houston.....	22-13 W.....	53,041
10/17.....vs. STL Cardinals.....	20-0 W.....	53,041
10/24.....at Kansas City.....	20-27 L.....	51,989
10/31.....vs. New Orleans.....	24-14 W.....	53,041
11/7.....vs. Philadelphia.....	7-7 T.....	53,041
11/14.....at Chicago.....	15-16 L.....	55,049
11/21.....vs. Dallas.....	0-13 L.....	53,041
11/28.....at Philadelphia.....	20-13 W.....	65,358
12/5.....vs. NY Giants.....	23-7 W.....	53,041
12/13.....at LA Rams (M).....	38-24 W.....	80,402
12/19.....vs. Cleveland.....	13-20 L.....	53,041

### Playoffs

12/26.....at San Francisco.....	20-24 L.....	45,237
---------------------------------	--------------	--------

## 1972 (11-3)

### Coach George Allen

9/18.....at Minnesota (M).....	24-21 W.....	47,900
9/24.....vs. STL Cardinals.....	24-10 W.....	53,039
10/1.....at New England.....	23-24 L.....	60,999
10/8.....vs. Philadelphia.....	14-0 W.....	53,039
10/15.....at STL Cardinals.....	33-3 W.....	50,454
10/22.....vs. Dallas.....	24-20 W.....	53,039
10/29.....at NY Giants.....	23-16 W.....	62,878
11/5.....at NY Jets.....	35-17 W.....	63,962
11/12.....vs. NY Giants.....	27-13 W.....	53,039
11/20.....vs. Atlanta (M).....	24-13 W.....	53,039
11/26.....vs. Green Bay.....	21-16 W.....	53,039
12/3.....at Philadelphia.....	23-7 W.....	65,720
12/9.....at Dallas (S).....	24-34 L.....	65,136
12/17.....vs. Buffalo.....	17-24 L.....	53,039

### Playoffs

12/24.....vs. Green Bay.....	16-3 W.....	53,140
12/31.....vs. Dallas.....	26-3 W.....	53,129

### Super Bowl VII

(Los Angeles Memorial Coliseum, Los Angeles)		
1/14.....vs. Miami.....	7-14 L.....	90,182

## 1973 (10-4)

### Coach George Allen

9/16.....vs. San Diego.....	38-0 W.....	53,589
9/23.....at STL Cardinals.....	27-34 L.....	50,316
9/30.....at Philadelphia.....	29-7 W.....	64,147
10/8.....vs. Dallas (M).....	14-7 W.....	54,314
10/14.....at NY Giants.....	21-3 W.....	70,168
10/21.....vs. STL Cardinals.....	31-13 W.....	54,381
10/28.....at New Orleans.....	3-19 L.....	66,315
11/5.....at Pittsburgh (M).....	16-21 L.....	49,220
11/11.....vs. San Francisco.....	33-9 W.....	54,381
11/18.....vs. Baltimore.....	22-14 W.....	52,675
11/22.....at Detroit (H).....	20-0 W.....	46,807
12/2.....vs. NY Giants.....	27-24 W.....	53,590
12/9.....at Dallas.....	7-27 L.....	62,195

# YEARLY RESULTS

12/16...vs. Philadelphia.....38-20 W....49,484  
**Playoffs**  
 12/22...at Minnesota [S].....20-27 L....45,475

## 1974 (10-4)

*Coach George Allen*

9/15...at NY Giants.....13-10 W....51,764  
 9/22...vs. STL Cardinals.....10-17 L....53,888  
 9/30...vs. Denver [M].....30-3 W....54,395  
 10/6...at Cincinnati.....17-28 L....56,175  
 10/13...vs. Miami.....20-17 W....54,395  
 10/20...vs. NY Giants.....24-3 W....53,363  
 10/27...at STL Cardinals.....20-23 L....50,767  
 11/3...at Green Bay.....17-6 W....56,267  
 11/10...at Philadelphia.....27-20 W....55,947  
 11/17...vs. Dallas.....28-21 W....54,395  
 11/24...vs. Philadelphia.....26-7 W....54,395  
 11/28...at Dallas [H].....23-24 L....63,243  
 12/9...at LA Rams [M].....23-17 W....87,313  
 12/15...vs. Chicago.....42-0 W....52,085

### Playoffs

12/22...at LA Rams.....10-19 L....80,118

## 1975 (8-6)

*Coach George Allen*

9/21...vs. New Orleans.....41-3 W....53,824  
 9/28...vs. NY Giants.....49-13 W....54,953  
 10/5...at Philadelphia.....10-26 L....66,900  
 10/13...vs. STL Cardinals [M].....27-17 W....54,693  
 10/19...at Houston.....10-13 L....49,566  
 10/26...at Cleveland.....23-7 W....56,702  
 11/2...vs. Dallas.....30-24 [OT] W55,004  
 11/9...at NY Giants.....21-13 W....57,242  
 11/16...at STL Cardinals.....17-20 [OT] L....49,919  
 11/23...vs. Oakland.....23-26 [OT] L....53,582  
 11/30...vs. Minnesota.....31-30 W....54,498  
 12/7...at Atlanta.....30-27 W....52,809  
 12/13...at Dallas [S].....10-31 L....61,091  
 12/21...vs. Philadelphia.....3-26 L....49,385

## 1976 (10-4)

*Coach George Allen*

9/12...vs. NY Giants.....19-17 W....54,245  
 9/19...vs. Seattle.....31-7 W....53,174  
 9/27...at Philadelphia [M].....20-17 [OT] W....60,131  
 10/3...at Chicago.....7-33 L....52,105  
 10/10...vs. Kansas City.....30-33 L....53,060  
 10/17...vs. Detroit.....20-7 W....45,908  
 10/25...vs. STL Cardinals [M].....20-10 W....48,325  
 10/31...vs. Dallas.....7-20 L....55,004  
 11/7...at San Francisco.....24-21 W....56,134  
 11/14...at NY Giants.....9-12 L....72,975  
 11/21...at STL Cardinals.....16-10 W....49,833  
 11/28...vs. Philadelphia.....24-0 W....54,292  
 12/5...at NY Jets.....37-16 W....46,638  
 12/12...at Dallas.....29-14 W....59,916

### Playoffs

12/18...at Minnesota [S].....20-35 L....47,221

## 1977 (9-5)

*Coach George Allen*

9/18...at NY Giants.....17-20 L....76,086  
 9/25...vs. Atlanta.....10-6 W....55,031  
 10/2...vs. STL Cardinals.....24-14 W....55,031  
 10/9...at Tampa Bay.....10-0 W....58,571  
 10/16...at Dallas.....16-34 L....62,115  
 10/23...vs. NY Giants.....6-17 L....53,903  
 10/30...vs. Philadelphia.....23-17 W....55,031  
 11/7...at Baltimore [M].....3-10 L....57,740  
 11/13...at Philadelphia.....17-14 W....60,702  
 11/21...vs. Green Bay [M].....10-9 W....51,498  
 11/27...vs. Dallas.....7-14 L....55,031  
 12/4...at Buffalo.....10-0 W....22,975  
 12/10...at STL Cardinals [S].....26-20 W....36,067  
 12/17...vs. LA Rams [S].....17-14 W....54,208

## 1978 (8-8)

*Coach Jack Pardee*

9/3...at New England.....16-14 W....55,037  
 9/10...vs. Philadelphia.....35-30 W....54,380  
 9/17...at STL Cardinals.....28-10 W....49,282  
 9/24...vs. NY Jets.....23-3 W....54,729  
 10/2...vs. Dallas [M].....9-5 W....55,031  
 10/8...at Detroit.....21-19 W....60,555  
 10/15...at Philadelphia.....10-17 L....65,722  
 10/22...at NY Giants.....6-17 L....76,192  
 10/29...vs. San Francisco.....38-20 W....53,706  
 11/6...at Baltimore [M].....17-21 L....57,631  
 11/12...vs. NY Giants.....16-13 [OT] W....53,271  
 11/19...vs. STL Cardinals.....17-27 L....52,460  
 11/23...at Dallas [H].....10-37 L....64,905  
 12/3...vs. Miami.....0-16 L....52,860  
 12/10...at Atlanta.....17-20 L....54,178  
 12/16...vs. Chicago [S].....10-14 L....49,774

## 1979 (10-6)

*Coach Jack Pardee*

9/2...vs. Houston.....27-29 L....54,282  
 9/9...at Detroit.....27-24 W....54,991  
 9/17...vs. NY Giants [M].....27-0 W....54,672  
 9/23...at STL Cardinals.....17-7 W....50,680  
 9/30...at Atlanta.....16-7 W....56,810  
 10/7...at Philadelphia.....17-28 L....69,142  
 10/14...at Cleveland.....13-9 W....63,323  
 10/21...vs. Philadelphia.....17-7 W....54,442  
 10/28...vs. New Orleans.....10-14 L....52,133  
 11/4...at Pittsburgh.....7-38 L....49,462  
 11/11...vs. STL Cardinals.....30-28 W....50,868  
 11/18...vs. Dallas.....34-20 W....55,031  
 11/25...at NY Giants.....6-14 L....72,641  
 12/2...vs. Green Bay.....38-21 W....51,682  
 12/9...vs. Cincinnati.....28-14 W....52,882  
 12/16...at Dallas.....34-35 L....62,867

## 1980 (6-10)

*Coach Jack Pardee*

9/8...vs. Dallas [M].....3-17 L....55,045  
 9/14...at NY Giants.....23-21 W....73,343  
 9/21...at Oakland.....21-24 L....45,163  
 9/28...vs. Seattle.....0-14 L....53,263  
 10/5...at Philadelphia.....14-24 L....69,044  
 10/13...at Denver [M].....17-20 L....74,657  
 10/19...vs. STL Cardinals.....23-0 W....51,060  
 10/26...vs. New Orleans.....22-14 W....51,375  
 11/2...vs. Minnesota.....14-39 L....52,060  
 11/9...at Chicago.....21-35 L....57,159  
 11/16...vs. Philadelphia.....0-24 L....51,897  
 11/23...at Dallas.....10-14 L....58,809  
 11/30...at Atlanta.....6-10 L....55,665  
 12/7...vs. San Diego.....40-17 W....48,556  
 12/13...vs. NY Giants [S].....16-13 W....44,443  
 12/21...at STL Cardinals.....31-7 W....35,942

## 1981 (8-8)

*Coach Joe Gibbs*

9/6...vs. Dallas.....10-26 L....55,045  
 9/13...vs. NY Giants.....7-17 L....53,343  
 9/20...at STL Cardinals.....30-40 L....47,592  
 9/27...at Philadelphia.....13-36 L....70,664  
 10/4...vs. San Francisco.....17-30 L....51,843  
 10/11...at Chicago.....24-7 W....57,683  
 10/18...at Miami.....10-13 L....47,367  
 10/25...vs. New England.....24-22 W....50,394  
 11/1...vs. STL Cardinals.....42-21 W....50,643  
 11/8...vs. Detroit.....33-31 W....52,090  
 11/15...at NY Giants.....30-27 [OT] W....63,133  
 11/22...at Dallas.....10-24 L....64,583  
 11/29...at Buffalo.....14-21 L....59,624  
 12/6...vs. Philadelphia.....15-13 W....52,206  
 12/13...vs. Baltimore.....38-14 W....49,706

12/20...at LA Rams.....30-7 W....52,224

## 1982 (8-1)

*Coach Joe Gibbs*

9/12...at Philadelphia.....37-34 [OT] W....68,885  
 9/19...at Tampa Bay.....21-13 W....66,187  
 11/21...at NY Giants.....27-17 W....70,766  
 11/28...vs. Philadelphia.....13-9 W....48,313  
 12/5...vs. Dallas.....10-24 L....54,633  
 12/12...at STL Cardinals.....12-7 W....35,308  
 12/19...vs. NY Giants.....15-14 W....50,030  
 12/26...at New Orleans.....27-10 W....48,667  
 1/2...vs. STL Cardinals.....28-0 W....52,554

### Playoffs

1/8...vs. Detroit [S].....31-7 W....55,045  
 1/15...vs. Minnesota [S].....21-7 W....54,592  
 1/22...vs. Dallas [S].....31-17 W....55,045

### Super Bowl XVII

*(Rose Bowl, Pasadena, Calif.)*

1/30...vs. Miami.....27-17 W....103,667

## 1983 (14-2)

*Coach Joe Gibbs*

9/5...vs. Dallas [M].....30-31 L....55,045  
 9/11...at Philadelphia.....23-13 W....69,542  
 9/18...vs. Kansas City.....27-12 W....52,610  
 9/25...at Seattle.....27-17 W....60,718  
 10/2...vs. LA Raiders.....37-35 W....54,016  
 10/9...at STL Cardinals.....38-14 W....42,698  
 10/17...at Green Bay [M].....47-48 L....55,255  
 10/23...vs. Detroit.....38-17 W....53,189  
 11/3...at San Diego [M].....27-24 W....46,120  
 11/6...vs. STL Cardinals.....45-7 W....51,380  
 11/13...at NY Giants.....33-17 W....71,482  
 11/20...at LA Rams.....42-20 W....63,081  
 11/27...vs. Philadelphia.....28-24 W....54,329  
 12/4...vs. Atlanta.....37-21 W....52,074  
 12/11...at Dallas.....31-10 W....65,074  
 12/17...vs. NY Giants [S].....31-22 W....53,874

### Playoffs

1/1...vs. LA Rams.....51-7 W....55,363  
 1/8...vs. San Francisco.....24-21 W....55,363

### Super Bowl XVIII

*(Tampa Stadium, Tampa, Fla.)*

1/22...vs. LA Raiders.....9-38 L....72,920

## 1984 (11-5)

*Coach Joe Gibbs*

9/2...vs. Miami.....17-35 L....53,683  
 9/10...at San Francisco [M].....31-37 L....59,707  
 9/16...vs. NY Giants.....30-14 W....52,997  
 9/23...at New England.....26-10 W....60,503  
 9/30...vs. Philadelphia.....20-0 W....53,064  
 10/7...at Indianapolis.....35-7 W....60,012  
 10/14...vs. Dallas.....34-14 W....55,431  
 10/21...at STL Cardinals.....24-26 L....50,262  
 10/28...at NY Giants.....13-37 L....76,192  
 11/5...vs. Atlanta [M].....27-14 W....51,301  
 11/11...vs. Detroit.....28-14 W....50,212  
 11/18...at Philadelphia.....10-16 L....63,117  
 11/25...vs. Buffalo.....41-14 W....51,513  
 11/29...at Minnesota [H].....31-17 W....55,017  
 12/9...at Dallas.....30-28 W....64,286  
 12/16...vs. STL Cardinals.....29-27 W....54,299

### Playoffs

12/30...vs. Chicago.....19-23 L....55,431

## 1985 (10-6)

*Coach Joe Gibbs*

9/9...at Dallas [M].....14-44 L....62,292  
 9/15...vs. Houston.....16-13 W....53,553  
 9/22...vs. Philadelphia.....6-19 L....53,748  
 9/29...at Chicago.....10-45 L....63,708  
 10/7...vs. STL Cardinals [M].....27-10 W....53,134  
 10/13...vs. Detroit.....24-3 W....52,845

# YEARLY RESULTS

10/20... at NY Giants	3-17 L	74,389
10/27... at Cleveland	14-7 W	78,540
11/3... at Atlanta	44-10 W	42,209
11/10... vs. Dallas	7-13 L	55,750
11/18... vs. NY Giants (M)	23-21 W	53,371
11/24... at Pittsburgh	30-23 W	59,293
12/1... vs. San Francisco	8-35 L	51,321
12/8... at Philadelphia	17-12 W	60,737
12/15... vs. Cincinnati	27-24 W	50,544
12/21... at STL Cardinals (S)	27-16 W	28,090

## 1986 (12-4)

*Coach Joe Gibbs*

9/7... vs. Philadelphia	41-14 W	53,882
9/14... vs. LA Raiders	10-6 W	55,235
9/21... at San Diego	30-27 W	57,853
9/28... vs. Seattle	19-14 W	54,157
10/5... at New Orleans	14-6 W	57,378
10/12... at Dallas	6-30 L	63,264
10/19... vs. STL Cardinals	28-21 W	53,494
10/27... at NY Giants (M)	20-27 L	75,923
11/2... vs. Minnesota	44-38 (OT) W	51,928
11/9... at Green Bay	16-7 W	47,728
11/17... vs. San Francisco (M)	14-6 W	54,774
11/23... vs. Dallas	41-14 W	55,642
11/30... at STL Cardinals	20-17 W	35,637
12/7... vs. NY Giants	14-24 L	55,642
12/13... at Denver (S)	30-31 L	75,905
12/21... at Philadelphia	21-14 W	61,816

### Playoffs

12/28... vs. LA Rams	19-7 W	54,180
1/3... at Chicago (S)	27-13 W	65,141
1/11... at NY Giants	0-17 L	76,891

## 1987 (11-4)

*Coach Joe Gibbs*

9/13... vs. Philadelphia	34-24 W	52,188
9/20... at Atlanta	20-21 L	50,882
10/4... vs. STL Cardinals	28-21 W	27,828
10/11... at NY Giants	38-12 W	9,123
10/19... at Dallas (M)	13-7 W	60,415
10/25... vs. NY Jets	17-16 W	53,497
11/1... at Buffalo	27-7 W	71,640
11/8... at Philadelphia	27-31 L	63,609
11/15... vs. Detroit	20-13 W	53,593
11/23... vs. LA Rams (M)	26-30 L	53,614
11/29... vs. NY Giants	23-19 W	45,815
12/6... at STL Cardinals	34-17 W	31,324
12/13... vs. Dallas	24-20 W	54,882
12/20... at Miami	21-23 L	65,715
12/26... at Minnesota (S)	27-24 (OT) W	59,160

### Playoffs

1/10... at Chicago	21-17 W	65,268
1/17... vs. Minnesota	17-10 W	55,212

**Super Bowl XXII**  
(Jack Murphy Stadium, San Diego)

1/31... vs. Denver	42-10 W	73,302
--------------------	---------	--------

## 1988 (7-9)

*Coach Joe Gibbs*

9/5... at NY Giants (M)	20-27 L	76,417
9/11... vs. Pittsburgh	30-29 W	54,083
9/18... vs. Philadelphia	17-10 W	53,920
9/25... at Phoenix	21-30 L	61,973
10/2... vs. NY Giants	23-24 L	54,601
10/9... at Dallas	35-17 W	63,325
10/16... vs. Phoenix	33-17 W	54,402
10/23... at Green Bay	20-17 W	51,787
10/30... at Houston	17-41 L	48,781
11/6... vs. New Orleans	27-24 W	54,183
11/13... vs. Chicago	14-34 L	52,418
11/21... at San Francisco (M)	21-37 L	59,268
11/27... vs. Cleveland	13-17 L	51,604
12/4... at Philadelphia	20-19 W	65,947
12/11... vs. Dallas	17-24 L	51,526

12/17... at Cincinnati (S)	17-20 (OT) L	52,157
----------------------------	--------------	--------

## 1989 (10-6)

*Coach Joe Gibbs*

9/11... vs. NY Giants (M)	24-27 L	54,160
9/17... vs. Philadelphia	37-42 L	53,493
9/24... at Dallas	30-7 W	63,200
10/1... at New Orleans	16-14 W	64,358
10/8... vs. Phoenix	30-28 W	53,335
10/15... at NY Giants	17-20 L	76,245
10/22... vs. Tampa Bay	32-28 W	53,862
10/29... at LA Raiders	24-37 L	52,781
11/5... vs. Dallas	3-13 L	53,187
11/12... at Philadelphia	10-3 W	65,443
11/20... vs. Denver (M)	10-14 L	52,975
11/26... vs. Chicago	38-14 W	50,044
12/3... at Phoenix	29-10 W	38,870
12/10... vs. San Diego	26-21 W	47,893
12/17... at Atlanta	31-30 W	37,501
12/23... at Seattle (S)	29-0 W	60,294

## 1990 (10-6)

*Coach Joe Gibbs*

9/9... vs. Phoenix	31-0 W	52,649
9/16... at San Francisco	13-26 L	64,287
9/23... vs. Dallas	19-15 W	53,804
9/30... at Phoenix	38-10 W	49,303
10/14... vs. NY Giants	20-24 L	54,737
10/21... vs. Philadelphia	13-7 W	53,567
10/28... at NY Giants	10-21 L	75,321
11/4... at Detroit	41-38 (OT) W	69,326
11/12... at Philadelphia (M)	14-28 L	65,857
11/18... vs. New Orleans	31-17 W	52,573
11/22... at Dallas (H)	17-27 L	60,355
12/2... vs. Miami	42-20 W	53,599
12/9... vs. Chicago	10-9 W	53,920
12/15... at New England (S)	25-10 W	22,286
12/22... at Indianapolis (S)	28-35 L	58,173
12/30... vs. Buffalo	29-14 W	52,397

### Playoffs

1/5... at Philadelphia (S)	20-6 W	65,287
1/12... at San Francisco (S)	10-28 L	65,292

## 1991 (14-2)

*Coach Joe Gibbs*

9/1... vs. Detroit	45-0 W	52,958
9/9... at Dallas (M)	33-31 W	63,025
9/15... vs. Phoenix	34-0 W	54,662
9/22... at Cincinnati	34-27 W	52,038
9/30... vs. Philadelphia (M)	23-0 W	55,198
10/6... at Chicago	20-7 W	64,941
10/13... vs. Cleveland	42-17 W	54,715
10/27... at NY Giants	17-13 W	76,627
11/3... vs. Houston	16-13 (OT) W	55,096
11/10... vs. Atlanta	56-17 W	52,461
11/17... at Pittsburgh	41-14 W	56,813
11/24... vs. Dallas	21-24 L	55,561
12/1... at LA Rams	27-6 W	55,027
12/8... at Phoenix	20-14 W	48,373
12/15... vs. NY Giants	34-17 W	54,722
12/22... at Philadelphia	22-24 L	58,988

### Playoffs

1/4... vs. Atlanta (S)	24-7 W	55,181
1/12... vs. Detroit	41-10 W	55,585

### Super Bowl XXVI (Metrodome, Minneapolis)

1/26... vs. Buffalo	37-24 W	63,130
---------------------	---------	--------

## 1992 (9-7)

*Coach Joe Gibbs*

9/7... at Dallas (M)	10-23 L	63,538
9/13... vs. Atlanta	24-17 W	54,343
9/20... vs. Detroit	13-10 W	55,818
10/4... at Phoenix	24-27 L	34,488
10/12... vs. Denver (M)	34-3 W	56,371

10/18... vs. Philadelphia	16-12 W	56,380
10/25... at Minnesota	15-13 W	59,098
11/1... vs. NY Giants	7-24 L	53,647
11/8... at Seattle	16-3 W	53,616
11/15... at Kansas City	15-35 L	75,238
11/23... at New Orleans (M)	3-20 L	68,591
11/29... vs. Phoenix	41-3 W	53,541
12/6... at NY Giants	28-10 W	62,998
12/13... vs. Dallas	20-17 W	56,437
12/20... at Philadelphia	13-17 L	65,841
12/26... vs. LA Raiders (S)	20-21 L	53,032

### Playoffs

1/2... at Minnesota (S)	24-7 W	57,353
1/9... at San Francisco (S)	13-20 L	64,991

## 1993 (4-12)

*Coach Richie Petitbon*

9/6... vs. Dallas (M)	35-16 W	56,345
9/12... vs. Phoenix	10-17 L	53,525
9/19... at Philadelphia	31-34 L	65,435
10/4... at Miami (M)	10-17 L	68,568
10/10... vs. NY Giants	7-41 L	53,715
10/17... at Phoenix	6-36 L	48,143
11/1... at Buffalo (M)	10-24 L	79,106
11/7... vs. Indianapolis	30-24 W	50,523
11/14... at NY Giants	6-20 L	76,606
11/21... at LA Rams	6-10 L	45,546
11/28... vs. Philadelphia	14-17 L	46,663
12/5... at Tampa Bay	23-17 W	49,035
12/11... vs. NY Jets (S)	0-3 L	47,970
12/19... vs. Atlanta	30-17 W	50,192
12/26... at Dallas	3-38 L	64,497
12/31... vs. Minnesota (F)	9-14 L	42,836

## 1994 (3-13)

*Coach Norv Turner*

9/4... vs. Seattle	7-28 L	52,930
9/11... at New Orleans	38-24 W	58,049
9/18... at NY Giants	23-31 L	77,298
9/25... vs. Atlanta	20-27 L	53,238
10/2... vs. Dallas	7-34 L	55,394
10/9... at Philadelphia	17-21 L	63,947
10/16... vs. Arizona	16-19 (OT) L	50,019
10/23... at Indianapolis	41-27 W	57,879
10/30... vs. Philadelphia	29-31 L	53,530
11/6... vs. San Francisco	22-37 L	54,335
11/20... at Dallas	7-31 L	64,644
11/27... vs. NY Giants	19-21 L	43,384
12/4... at Tampa Bay	21-26 L	45,121
12/11... at Arizona	15-17 L	53,790
12/18... vs. Tampa Bay	14-17 L	47,315
12/24... at LA Rams (S)	24-21 W	25,705

## 1995 (6-10)

*Coach Norv Turner*

9/3... vs. Arizona	27-7 W	52,731
9/10... vs. Oakland	8-20 L	54,548
9/17... at Denver	31-38 L	71,930
9/24... at Tampa Bay	6-14 L	49,234
10/1... vs. Dallas	27-23 W	55,489
10/8... at Philadelphia	34-37 (OT) L	65,498
10/15... at Arizona	20-24 L	42,370
10/22... vs. Detroit	36-30 (OT) W	52,332
10/29... vs. NY Giants	15-24 L	53,310
11/5... at Kansas City	3-24 L	77,821
11/19... vs. Seattle	20-27 L	51,298
11/26... vs. Philadelphia	7-14 L	50,539
12/3... at Dallas	24-17 W	64,866
12/10... at NY Giants	13-20 L	48,247
12/17... at St. Louis	35-23 W	63,760
12/24... vs. Carolina	20-17 W	42,903

## 1996 (9-7)

*Coach Norv Turner*

9/1... vs. Philadelphia	14-17 L	53,415
-------------------------	---------	--------

# YEARLY RESULTS

9/8.....vs. Chicago.....	10-3 W.....	52,711
9/15.....at NY Giants.....	31-10 W.....	71,693
9/22.....at St. Louis.....	17-10 W.....	62,303
9/29.....vs. NY Jets.....	31-16 W.....	52,068
10/13.....at New England.....	27-22 W.....	59,638
10/20.....vs. NY Giants.....	31-21 W.....	52,638
10/27.....vs. Indianapolis.....	31-16 W.....	54,254
11/3.....at Buffalo.....	13-38 L.....	78,002
11/10.....vs. Arizona.....	34-37 [OT] L.....	51,929
11/17.....at Philadelphia.....	26-21 W.....	66,834
11/24.....vs. San Francisco.....	16-19 [OT] L.....	54,255
11/28.....at Dallas [H].....	10-21 L.....	64,935
12/8.....at Tampa Bay.....	10-24 L.....	44,733
12/15.....at Arizona.....	26-27 L.....	34,260
12/22.....vs. Dallas.....	37-10 W.....	65,454

## 1997 [8-7-1]

### Coach Norv Turner

8/31.....at Carolina.....	24-10 W.....	72,633
9/7.....at Pittsburgh.....	13-14 L.....	58,059
9/14.....vs. Arizona.....	19-13 [OT] W.....	78,270
9/28.....vs. Jacksonville.....	24-13 W.....	74,421
10/5.....at Philadelphia.....	10-24 L.....	67,008
10/13.....vs. Dallas [M].....	21-16 W.....	76,159
10/19.....at Tennessee.....	14-28 L.....	31,042
10/26.....vs. Baltimore.....	17-20 L.....	75,067
11/2.....at Chicago.....	31-8 W.....	53,032
11/9.....vs. Detroit.....	30-7 W.....	75,261
11/16.....at Dallas.....	14-17 L.....	75,261
11/23.....vs. NY Giants.....	7-7 [OT] T.....	75,703
11/30.....vs. St. Louis.....	20-23 L.....	74,772
12/7.....at Arizona.....	38-28 W.....	41,537
12/13.....at NY Giants [S].....	10-30 L.....	77,571
12/21.....vs. Philadelphia.....	35-32 W.....	75,939

## 1998 [6-10]

### Coach Norv Turner

9/6.....at NY Giants.....	24-31 L.....	76,629
9/14.....vs. San Francisco [M].....	10-45 L.....	76,798
9/20.....at Seattle.....	14-24 L.....	63,336
9/27.....vs. Denver.....	16-38 L.....	11,880
10/4.....vs. Dallas.....	10-31 L.....	72,284
10/11.....at Philadelphia.....	12-17 L.....	66,183
10/18.....at Minnesota.....	7-41 L.....	64,004
11/1.....vs. NY Giants.....	21-14 W.....	67,976
11/8.....at Arizona.....	27-29 L.....	43,159
11/15.....vs. Philadelphia.....	28-3 W.....	67,704
11/22.....vs. Arizona.....	42-45 L.....	66,435
11/29.....at Oakland.....	29-19 W.....	41,409
12/6.....vs. San Diego.....	24-20 W.....	65,713
12/13.....at Carolina.....	28-25 W.....	46,940
12/19.....vs. Tampa Bay [S].....	20-16 W.....	66,309
12/27.....at Dallas.....	7-23 L.....	63,565

## 1999 [10-6]

### Coach Norv Turner

9/12.....vs. Dallas.....	35-41 [OT] L.....	79,237
9/19.....at NY Giants.....	50-21 W.....	77,622
9/26.....at NY Jets.....	27-20 W.....	78,161
10/3.....vs. Carolina.....	38-36 W.....	76,831
10/17.....at Arizona.....	24-10 W.....	55,893
10/24.....at Dallas.....	20-38 L.....	64,377
10/31.....vs. Chicago.....	48-22 W.....	77,621
11/7.....vs. Buffalo.....	17-34 L.....	78,721
11/14.....at Philadelphia.....	28-35 L.....	66,591
11/21.....vs. NY Giants.....	23-13 W.....	78,641
11/28.....vs. Philadelphia.....	20-17 [OT] W.....	74,741
12/5.....at Detroit.....	17-33 L.....	77,693
12/12.....vs. Arizona.....	28-3 W.....	75,851
12/19.....at Indianapolis.....	21-24 L.....	57,013
12/26.....at San Francisco.....	26-20 [OT] W.....	68,329
1/2.....vs. Miami.....	21-10 W.....	78,106

### Playoffs

1/8.....vs. Detroit [S].....	27-13 W.....	79,411
1/15.....at Tampa Bay [S].....	13-14 L.....	65,835

## 2000 [8-8]

### Coaches Norv Turner [13] & Terry Robiskie [3]

9/3.....vs. Carolina.....	20-17 W.....	80,257
9/10.....at Detroit.....	10-15 L.....	74,159
9/18.....vs. Dallas [M].....	21-27 L.....	84,431
9/24.....at NY Giants.....	16-6 W.....	78,216
10/1.....vs. Tampa Bay.....	20-17 [OT] W.....	83,532
10/8.....at Philadelphia.....	17-14 W.....	65,491
10/15.....vs. Baltimore.....	10-3 W.....	83,252
10/22.....at Jacksonville.....	35-16 W.....	69,061
10/30.....vs. Tennessee [M].....	21-27 L.....	83,472
11/5.....at Arizona.....	15-16 L.....	44,723
11/20.....at St. Louis [M].....	33-20 W.....	66,087
11/26.....vs. Philadelphia.....	20-23 L.....	83,284
12/3.....vs. NY Giants.....	7-9 L.....	83,485
12/10.....at Dallas.....	13-32 L.....	58,183
12/16.....at Pittsburgh [S].....	3-24 L.....	65,711
12/24.....vs. Arizona.....	20-3 W.....	63,467

## 2001 [8-8]

### Coach Marty Schottenheimer

9/9.....at San Diego.....	3-30 L.....	60,629
9/24.....at Green Bay [M].....	0-37 L.....	59,771
9/30.....vs. Kansas City.....	13-45 L.....	76,573
10/7.....at NY Giants.....	9-23 L.....	78,651
10/15.....at Dallas [M].....	7-9 L.....	63,941
10/21.....vs. Carolina.....	17-14 [OT] W.....	74,480
10/28.....vs. NY Giants.....	35-21 W.....	80,316
11/4.....vs. Seattle.....	27-14 W.....	82,352
11/18.....at Denver.....	17-10 W.....	74,622
11/25.....at Philadelphia.....	13-3 W.....	65,666
12/2.....vs. Dallas.....	14-20 L.....	85,112
12/9.....at Arizona.....	20-10 W.....	40,056
12/16.....vs. Philadelphia.....	6-20 L.....	84,936
12/23.....vs. Chicago.....	15-20 L.....	78,884
12/30.....at New Orleans.....	40-10 W.....	70,020
1/6.....vs. Arizona.....	20-17 W.....	61,721

## 2002 [7-9]

### Coach Steve Spurrier

9/8.....vs. Arizona.....	31-23 W.....	85,140
9/16.....vs. Philadelphia [M].....	7-37 L.....	84,982
9/22.....at San Francisco.....	10-20 L.....	67,541
10/6.....at Tennessee.....	31-14 W.....	68,804
10/13.....vs. New Orleans.....	27-43 L.....	80,768
10/20.....at Green Bay.....	9-30 L.....	63,363
10/27.....vs. Indianapolis.....	26-21 W.....	80,169
11/3.....at Seattle.....	14-3 W.....	64,325
11/10.....at Jacksonville.....	7-26 L.....	66,665
11/17.....at NY Giants.....	17-19 L.....	78,727
11/24.....vs. St. Louis.....	20-17 W.....	79,823
11/28.....at Dallas [H].....	20-27 L.....	63,606
12/8.....vs. NY Giants.....	21-27 L.....	78,635
12/15.....at Philadelphia.....	21-34 L.....	65,615
12/22.....vs. Houston.....	26-10 W.....	70,291
12/29.....vs. Dallas.....	20-14 W.....	84,142

## 2003 [5-11]

### Coach Steve Spurrier

9/4.....vs. NY Jets [H].....	16-13 W.....	85,420
9/14.....at Atlanta.....	33-31 W.....	70,241
9/21.....vs. NY Giants.....	21-24 [OT] L.....	84,856
9/28.....vs. New England.....	20-17 W.....	83,632
10/5.....at Philadelphia.....	25-27 L.....	67,792
10/12.....vs. Tampa Bay.....	13-35 L.....	85,490
10/19.....at Buffalo.....	7-24 L.....	73,149
11/2.....at Dallas.....	14-21 L.....	64,002
11/9.....vs. Seattle.....	27-20 W.....	80,728
11/16.....at Carolina.....	17-20 L.....	73,263
11/23.....at Miami.....	23-24 L.....	73,578
11/30.....vs. New Orleans.....	20-24 L.....	76,821
12/7.....at NY Giants.....	20-7 W.....	78,217
12/14.....vs. Dallas.....	0-27 L.....	70,284
12/21.....at Chicago.....	24-27 L.....	61,719

12/27.....vs. Philadelphia [S].....

7-31 L.....76,766

## 2004 [6-10]

### Coach Joe Gibbs

9/12.....vs. Tampa Bay.....	16-10 W.....	90,098
9/19.....at NY Giants.....	14-20 L.....	78,767
9/27.....vs. Dallas [M].....	18-21 L.....	90,367
10/3.....at Cleveland.....	13-17 L.....	73,348
10/10.....vs. Baltimore.....	10-17 L.....	90,287
10/17.....at Chicago.....	13-10 W.....	61,945
10/31.....vs. Green Bay.....	14-28 L.....	89,295
11/7.....at Detroit.....	17-10 W.....	62,657
11/14.....vs. Cincinnati.....	10-17 L.....	87,786
11/21.....at Philadelphia.....	6-28 L.....	67,720
11/28.....at Pittsburgh.....	7-16 L.....	63,707
12/5.....vs. NY Giants.....	31-7 W.....	87,872
12/12.....vs. Philadelphia.....	14-17 L.....	90,089
12/18.....at San Francisco [S].....	26-16 W.....	65,710
12/26.....at Dallas.....	10-13 L.....	63,705
1/2.....vs. Minnesota.....	21-18 W.....	76,876

## 2005 [10-6]

### Coach Joe Gibbs

9/11.....vs. Chicago.....	9-7 W.....	90,138
9/19.....at Dallas [M].....	14-13 W.....	65,207
10/2.....vs. Seattle.....	20-17 [OT] W.....	90,215
10/9.....at Denver.....	19-21 L.....	75,880
10/16.....at Kansas City.....	21-28 L.....	78,083
10/23.....vs. San Francisco.....	52-17 W.....	90,224
10/30.....at NY Giants.....	0-36 L.....	78,630
11/6.....vs. Philadelphia.....	17-10 W.....	90,298
11/13.....at Tampa Bay.....	35-36 L.....	65,421
11/20.....vs. Oakland.....	13-16 L.....	90,129
11/27.....vs. San Diego.....	17-23 [OT] L.....	84,930
12/4.....at St. Louis.....	24-9 W.....	65,701
12/11.....at Arizona.....	17-13 W.....	46,654
12/18.....vs. Dallas.....	35-7 W.....	90,588
12/24.....vs. NY Giants [S].....	35-20 W.....	90,477
1/1.....at Philadelphia.....	31-20 W.....	87,700

### Playoffs

1/7.....at Tampa Bay [S].....	17-10 W.....	65,514
1/14.....at Seattle [S].....	10-20 L.....	67,551

## 2006 [5-11]

### Coach Joe Gibbs

9/11.....vs. Minnesota [M].....	16-18 L.....	90,608
9/17.....at Dallas.....	10-27 L.....	63,152
9/24.....at Houston.....	31-15 W.....	70,069
10/1.....vs. Jacksonville.....	36-30 [OT] W.....	89,450
10/8.....at NY Giants.....	3-19 L.....	78,653
10/15.....vs. Tennessee.....	22-25 L.....	88,550
10/22.....at Indianapolis.....	22-36 L.....	57,274
11/5.....vs. Dallas.....	22-19 W.....	90,250
11/12.....at Philadelphia.....	3-27 L.....	65,699
11/19.....at Tampa Bay.....	17-20 L.....	69,143
11/26.....vs. Carolina.....	17-13 W.....	85,450
12/3.....vs. Atlanta.....	14-24 L.....	86,436
12/10.....vs. Philadelphia.....	19-21 L.....	84,164
12/17.....at New Orleans.....	16-10 W.....	69,052
12/24.....at St. Louis.....	31-37 [OT] L.....	62,324
12/30.....vs. NY Giants [S].....	28-34 L.....	86,141

## 2007 [9-7]

### Coach Joe Gibbs

9/9.....vs. Miami.....	16-13 [OT] W.....	90,163
9/17.....at Philadelphia [M].....	20-12 W.....	67,726
9/23.....vs. NY Giants.....	17-24 L.....	90,803
10/3.....vs. Detroit.....	34-3 W.....	88,944
10/14.....at Green Bay.....	14-17 L.....	70,761
10/21.....vs. Arizona.....	21-19 W.....	85,640
10/28.....at New England.....	7-52 L.....	68,756
11/4.....at NY Jets.....	23-20 [OT] W.....	76,663
11/11.....vs. Philadelphia.....	25-33 L.....	90,218
11/18.....at Dallas.....	23-28 L.....	63,706
11/25.....at Tampa Bay.....	13-19 L.....	65,596

# YEARLY RESULTS

12/2.....vs. Buffalo.....	16-17 L.....	85,831
12/6.....vs. Chicago (H).....	24-16 W.....	82,213
12/16.....at NY Giants.....	22-10 W.....	77,899
12/23.....at Minnesota.....	32-21 W.....	63,634
12/30.....vs. Dallas.....	27-6 W.....	90,910

## Playoffs

1/5.....at Seattle (S).....	14-35 L.....	68,297
-----------------------------	--------------	--------

## 2008 (8-8)

### Coach Jim Zorn

9/4.....at NY Giants (H).....	7-16 L.....	79,742
9/14.....vs. New Orleans.....	29-24 W.....	88,246
9/21.....vs. Arizona.....	24-17 W.....	90,060
9/28.....at Dallas.....	26-24 W.....	63,462
10/5.....at Philadelphia.....	23-17 W.....	69,144
10/12.....vs. St. Louis.....	17-19 L.....	90,376
10/19.....vs. Cleveland.....	14-11 W.....	90,487
10/26.....at Detroit.....	25-17 W.....	54,312
11/3.....vs. Pittsburgh (M).....	6-23 L.....	90,512
11/16.....vs. Dallas.....	10-14 L.....	90,830
11/23.....at Seattle.....	20-17 W.....	67,771
11/30.....vs. NY Giants.....	7-23 L.....	85,912
12/7.....at Baltimore.....	10-24 L.....	71,438
12/14.....at Cincinnati.....	13-20 L.....	63,996
12/21.....vs. Philadelphia.....	10-3 W.....	82,412
12/28.....at San Francisco.....	24-27 L.....	67,519

## 2009 (4-12)

### Coach Jim Zorn

9/13.....at NY Giants.....	17-23 L.....	78,206
9/20.....vs. St. Louis.....	9-7 W.....	87,780
9/27.....at Detroit.....	14-19 L.....	40,896
10/4.....vs. Tampa Bay.....	16-13 W.....	86,412
10/11.....at Carolina.....	17-20 L.....	73,487
10/18.....vs. Kansas City.....	6-14 L.....	79,572
10/26.....vs. Philadelphia (M).....	17-27 L.....	88,241
11/8.....at Atlanta.....	17-31 L.....	67,982
11/15.....vs. Denver.....	27-17 W.....	85,247
11/22.....at Philadelphia.....	6-7 L.....	85,277
11/29.....at Philadelphia.....	24-27 L.....	69,144
12/6.....vs. New Orleans.....	30-33 (OT) L.....	84,520
12/13.....at Oakland.....	34-13 W.....	44,506
12/21.....vs. NY Giants (M).....	12-45 L.....	78,359
12/27.....vs. Dallas.....	0-17 L.....	88,221
1/3.....at San Diego.....	20-23 L.....	67,554

## 2010 (6-10)

### Coach Mike Shanahan

9/12.....vs. Dallas.....	13-7 W.....	90,670
9/19.....vs. Houston.....	27-30 (OT) L.....	88,240
9/26.....at St. Louis.....	16-30 L.....	52,370
10/3.....at Philadelphia.....	17-12 W.....	69,144
10/10.....vs. Green Bay.....	16-13 (OT) W.....	87,760
10/17.....vs. Indianapolis.....	24-27 L.....	87,883
10/24.....at Chicago.....	17-14 W.....	62,155
10/31.....at Detroit.....	25-37 L.....	46,329
11/15.....vs. Philadelphia (M).....	28-59 L.....	84,912
11/21.....at Tennessee.....	19-16 (OT) W.....	69,143
11/28.....vs. Minnesota.....	13-17 L.....	83,602
12/5.....at NY Giants.....	7-31 L.....	78,861
12/12.....vs. Tampa Bay.....	16-17 L.....	66,124
12/19.....at Dallas.....	30-33 L.....	86,904
12/26.....at Jacksonville.....	20-17 (OT) W.....	63,470
1/2.....vs. NY Giants.....	14-17 L.....	76,189

## 2011 (5-11)

### Coach Mike Shanahan

9/11.....vs. NY Giants.....	28-14 W.....	80,121
9/18.....vs. Arizona.....	22-21 W.....	76,330
9/26.....at Dallas (M).....	16-18 L.....	91,017
10/2.....at St. Louis.....	17-10 W.....	56,113
10/16.....vs. Philadelphia.....	13-20 L.....	80,447
10/23.....at Carolina.....	20-33 L.....	73,245
10/30.....at Buffalo.....	0-23 L.....	51,579
11/6.....vs. San Francisco.....	11-19 L.....	78,032

11/13.....at Miami.....	9-20 L.....	57,007
11/20.....vs. Dallas.....	24-27 (OT) L.....	80,122
11/27.....at Seattle.....	23-17 W.....	66,007
12/4.....vs. NY Jets.....	19-34 L.....	74,121
12/11.....vs. New England.....	27-34 L.....	77,825
12/18.....at NY Giants.....	23-10 W.....	78,861
12/24.....vs. Minnesota (S).....	26-33 L.....	68,370
1/1.....at Philadelphia.....	10-34 L.....	69,144

## 2012 (10-6)

### Coach Mike Shanahan

9/9.....at New Orleans.....	40-32 W.....	72,180
9/16.....at St. Louis.....	28-31 L.....	53,979
9/23.....vs. Cincinnati.....	31-38 L.....	80,060
9/30.....at Tampa Bay.....	24-22 W.....	58,191
10/7.....vs. Atlanta.....	17-24 L.....	75,337
10/14.....vs. Minnesota.....	38-26 W.....	78,476
10/21.....at NY Giants.....	23-27 L.....	81,352
10/28.....at Pittsburgh.....	12-27 L.....	62,371
11/4.....vs. Carolina.....	13-21 L.....	79,767
11/18.....vs. Philadelphia.....	31-6 W.....	79,327
11/22.....at Dallas (H).....	38-31 W.....	90,166
12/3.....vs. NY Giants.....	17-16 W.....	80,246
12/9.....vs. Baltimore.....	31-28 (OT) W.....	81,178
12/16.....at Cleveland.....	38-21 W.....	65,083
12/23.....at Philadelphia.....	27-20 W.....	69,144
12/30.....vs. Dallas.....	28-18 W.....	82,845

## Playoffs

1/6.....vs. Seattle.....	14-24 L.....	84,435
--------------------------	--------------	--------

## 2013 (3-13)

### Coach Mike Shanahan

9/9.....vs. Philadelphia.....	27-33 L.....	82,743
9/15.....at Green Bay.....	20-38 L.....	78,020
9/22.....vs. Detroit.....	20-27 L.....	80,111
9/29.....at Oakland.....	24-14 W.....	53,549
10/13.....at Dallas.....	16-31 L.....	90,239
10/20.....vs. Chicago.....	45-41 W.....	83,147
10/27.....at Denver.....	21-45 L.....	77,031
11/3.....vs. San Diego.....	30-24 (OT) W.....	80,115
11/7.....at Minnesota (H).....	27-34 L.....	64,011
11/17.....at Philadelphia.....	16-24 L.....	69,144
11/25.....vs. San Francisco.....	6-27 L.....	79,773
12/1.....vs. NY Giants.....	17-24 L.....	75,220
12/8.....vs. Kansas City.....	10-45 L.....	56,247
12/15.....at Atlanta.....	26-27 L.....	70,069
12/22.....vs. Dallas.....	23-24 L.....	80,411
12/29.....at NY Giants.....	6-20 L.....	80,177

## 2014 (4-12)

### Coach Jay Gruden

9/7.....at Houston.....	6-17 L.....	71,770
9/14.....vs. Jacksonville.....	41-10 W.....	80,037
9/21.....at Philadelphia.....	34-37 L.....	69,596
9/25.....vs. NY Giants (H).....	14-45 L.....	80,573
10/6.....vs. Seattle (M).....	17-27 L.....	79,522
10/12.....at Arizona.....	20-30 L.....	61,159
10/19.....vs. Tennessee.....	19-17 W.....	75,227
10/27.....at Dallas (M).....	20-17 W.....	87,055
11/2.....at Minnesota.....	26-29 L.....	52,252
11/16.....vs. Tampa Bay.....	7-27 L.....	77,442
11/23.....at San Francisco.....	13-17 L.....	70,799
11/30.....at Indianapolis.....	27-49 L.....	65,352
12/7.....vs. St. Louis.....	0-24 L.....	71,120
12/14.....at NY Giants.....	13-24 L.....	77,628
12/20.....vs. Philadelphia (S).....	27-24 W.....	78,897
12/28.....vs. Dallas.....	17-44 L.....	80,897

## 2015 (9-7)

### Coach Jay Gruden

9/13.....vs. Miami.....	10-17 L.....	76,512
9/20.....vs. St. Louis.....	24-10 W.....	72,460
9/24.....at NY Giants (T).....	21-32 L.....	76,081
10/4.....vs. Philadelphia.....	23-20 W.....	74,767
10/11.....at Atlanta.....	19-25 L.....	70,178
10/18.....at NY Jets.....	20-34 L.....	78,160
10/25.....vs. Tampa Bay.....	31-30 W.....	72,912
11/8.....at New England.....	10-27 L.....	66,829
11/15.....vs. New Orleans.....	47-14 W.....	75,086
11/22.....at Carolina.....	16-44 L.....	74,418
11/29.....vs. NY Giants.....	20-14 W.....	77,367
12/7.....vs. Dallas (M).....	16-19 L.....	80,444
12/13.....at Chicago.....	24-21 W.....	61,026
12/20.....vs. Buffalo.....	35-25 W.....	80,124
12/26.....at Philadelphia (S).....	38-24 W.....	69,596
1/3.....at Dallas.....	34-23 W.....	90,127

## Playoffs

1/10.....vs. Green Bay.....	18-35 L.....	81,367
-----------------------------	--------------	--------

# YEARLY STATISTICAL RANKINGS

Year	Teams	OFFENSE				DEFENSE				SPECIAL TEAMS				TURNOVER
		Total	Run	Pass	Pts.	Total	Run	Pass	Pts.	KR Avg.	PR Avg.	KR Cov.	PR Cov.	RATIO
2015	32	17	20	11	10	28	26	25	17	9	31	4	17	10 (+5)
2014	32	13	19	11	26	20	12	24	29	25	21	23	19	30 (-12)
2013	32	9	5	16	23	18	17	20	30	32	28	11	32	25 (-8)
2012	32	5	1	20	4	28	5	30	22	16	17	12	8	3 (+17)
2011	32	16	25	14	26	13	18	12	21	27	21	2	10	30 (-14)
2010	32	18	30	8	25	31	26	31	21	14	10	2	29	19 (-4)
2009	32	22	27	16	26	10	16	8	18	24	30	3	6	28 (-11)
2008	32	19	8	23	28	4	8	7	6	4	22	4	27	17 [E]
2007	32	15	12	14	18	8	4	16	11	8	26	3	6	21 (-5)
2006	32	13	4	21	20	31	27	23	27	19	14	4	8	23 (-5)
2005	32	11	7	21	13	9	13	10	9	11	28	6	2	14 (+1)
2004	32	30	21	29	31	3	2	7	5	12	20	13	26	20 (-1)
2003	32	23	22	21	22	25	24	14	24	9	15	9	18	10 (+2)
2002	32	20	13	21	25	5	12	5	21	20	11	24	28	29 (-14)
2001	31	28	8	30	28	10	20	6	13	19	12	1	16	11 (+6)
2000	31	11	19	10	24	4	22	2	7	26	15	31	20	17 [E]
1999	31	2	9	6	2	30	27	26	24	18	23	25	22	4 (+12)
1998	30	15	18	13	17	24	28	5	28	19	10	26	7	24 (-8)
1997	30	16	21	11	15	16	28	3	8	17	6	19	3	14 (+1)
1996	30	9	7	15	8	28	30	20	13	19	9	12	5	4 (+12)
1995	30	18	7	20	18	18	29	7	21	1	1	9	4	6 (+5)
1994	28	17	24	11	13	26	27	20	28	4	1	22	20	27 (-17)
1993	28	26	16	26	25	26	26	20	23	10	24	18	21	14 [E]
1992	28	12	13	12	14	7	13	6	8	8	14	18	28	2 (+10)
1991	28	4	7	5	1	3	3	9	2	13	2	10	4	1 (+18)
1990	28	4	6	5	4	14	9	16	13	24	15	6	5	6 (+5)
1989	28	2	14	1	5	9	2	21	13	9	16	20	26	12 (+5)
1988	28	6	25	2	10	16	9	22	26	24	22	4	28	28 (-24)
1987	28	3	7	4	4	18	10	24	6	17	7	25	6	16 (-3)
1986	28	5	17	6	9	21	14	20	9	14	4	17	4	17 (-4)
1985	28	14	2	23	20	3	8	1	11	8	4	22	15	21 (-6)
1984	28	9	4	19	3	18	2	25	11	15	12	9	2	4 (+15)
1983	28	3	3	7	1	12	1	28	11	6	19	15	22	1 (+43)
1982	28	7	10	12	12	4	8	7	1	4	16	2	2	2 (+8)
1981	28	9	12	10	10	10	21	9	16	1	17	5	12	16 (-2)
1980	28	23	13	20	25	7	27	1	8	5	2	4	9	4 (+9)
1979	28	18	12	22	10	17	12	18	10	8	14	1	1	1 (+22)
1978	28	19	22	14	17	17	24	10	10	4	7	1	7	22 (-5)
1977	28	20	23	18	21	19	18	17	4	6	17	2	2	11 (+3)
1976	28	17	14	16	11	13	19	9	9	11	1	1	10	11 (+4)
1975	26	8	20	2	10	15	16	16	11	15	19	9	3	18 (-9)
1974	26	12	23	1	4	2	3	5	4	1	14	10	12	1 (+20)



# YEARLY STATISTICAL RANKINGS

Year	Teams	OFFENSE				DEFENSE				SPECIAL TEAMS				TURNOVER
		Total	Run	Pass	Pts.	Total	Run	Pass	Pts.	KR Avg.	PR Avg.	KR Cov.	PR Cov.	RATIO
1973	26	18	25	6	6	9	4	18	6	1	11	3	13	4 (+12)
1972	26	11	10	12	7	4	7	6	3	6	21	11	1	7 (+6)
1971	26	13	14	10	12	4	4	12	4	21	2	1	6	9 (+6)
1970	26	9	5	17	11	24	25	15	21	20	26	22	13	9 (+4)
1969	22	13	19	8	10	19	24	7	16	10	4	15	14	-
1968	22	20	26	9	18	21	25	16	21	7	8	4	16	-
1967	22	5	24	2	9	24	19	25	17	10	7	8	8	-
1966	22	13	22	5	5	21	17	18	19	12	5	4	10	-
1965	22	19	22	11	19	4	15	3	10	13	2	8	1	-
1964	21	17	21	11	12	7	16	5	10	14	11	11	5	-
1963	21	10	20	4	18	19	17	19	20	1	1	3	4	-
1962	21	15	22	5	13	22	9	21	18	1	11	4	2	-
1961	21	22	22	19	22	19	7	22	19	4	11	7	8	-
1960	21	21	18	21	20	15	10	13	17	6	12	1	11	-
1959	12	9	2	12	12	12	12	12	12	10	10	8	2	-
1958	13	8	3	10	11	11	8	12	6	5	9	5	9	-
1957	13	7	3	11	6	7	6	9	5	6	1	4	2	-
1956	13	11	9	11	10	4	4	5	6	11	2	10	8	-
1955	13	11	3	11	7	3	2	6	2	3	2	8	10	-
1954	13	11	4	12	10	12	10	12	12	10	9	7	10	-
1953	13	8	4	11	8	7	11	1	3	11	2	12	3	-
1952	13	6	6	8	9	7	10	1	9	11	5	9	11	-
1951	13	9	4	11	11	10	9	5	10	10	9	4	5	-
1950	13	8	7	6	10	9	10	7	10	3	11	5	9	-
1949	10	4	7	3	6	10	9	8	9	7	8	7	7	-
1948	8	4	7	1	6	6	6	4	6	4	6	9	7	-
1947	8	2	7	1	4	8	4	8	10	1	9	10	6	-
1946	8	4	5	6	7	1	2	3	4	2	9	4	10	-
1945	8	1	2	2	4	2	3	1	1	4	2	5	6	-
1944	8	3	9	1	7	6	9	3	7	10	7	5	10	-
1943	8	3	5	3	3	3	7	2	1	3	5	6	1	-
1942	10	3	3	3	3	2	2	1	2	1	4	5	6	-
1941	9	5	6	4	4	3	2	5	5	9	3	1	3	-
1940	9	2	6	1	1	9	4	10	3	-	-	-	-	-
1939	9	2	2	3	2	1	2	1	2	-	-	-	-	-
1938	9	2	5	1	5	3	4	3	5	-	-	-	-	-
1937	9	2	4	2	3	1	2	5	4	-	-	-	-	-
1936	9	6	6	3	4	1	1	4	3	-	-	-	-	-
1935	11	5	6	7	8	5	1	5	6	-	-	-	-	-
1934	11	8	5	8	7	6	9	7	5	-	-	-	-	-
1933	10	1	1	8	6	7	3	10	5	-	-	-	-	-
1932	8	7	5	8	7	-	-	-	4	-	-	-	-	-

# YEARLY STATS

## 1970 (6-8) // COACH BILL AUSTIN

Sept. 20	L	17-26	at San Francisco	34,984
Sept. 27	L	17-27	at St. Louis	44,246
Oct. 4	W	33-21	at Philadelphia	60,658
Oct. 11	W	31-10	Detroit	50,414
Oct. 19	L	20-34	at Oakland	54,471
Oct. 25	W	20-0	Cincinnati	50,415
Nov. 1	W	19-3	at Denver	50,705
Nov. 8	L	19-10	Minnesota	50,415
Nov. 15	L	33-35	at New York Giants	62,915
Nov. 22	L	21-45	Dallas	50,415
Nov. 29	L	24-27	New York Giants	50,415
Dec. 6	L	0-34	at Dallas	57,936
Dec. 13	W	24-6	Philadelphia	50,415
Dec. 20	W	28-27	St. Louis	50,415

	Redskins	Opponents
<b>TOTAL FIRST DOWNS</b>	249	266
Rushing	122	125
Passing	100	125
Penalty	27	16
<b>TOTAL NET YARDS</b>	4,129	4,333
Avg. Per Game	295.1	309.6
Total Plays	815	866
Avg. Per Play	5.1	5.0
<b>NET YARDS RUSHING</b>	2,021	2,068
Avg. Per Game	144.4	147.9
Total Rushes	444	468
<b>NET YARDS PASSING</b>	2,108	2,265
Avg. Per Game	150.6	161.8
Sacked/Yards Lost	29/249	24/169
Gross Yards	2,357	2,434
Attempts/Completions	342/203	374/205
Completion Pct.	59.4	54.8
Had Intercepted	10	15
<b>PUNT/AVERAGE</b>	61/40.9	56/39.3
<b>PENALTIES/YARDS</b>	65/613	67/930
<b>FUMBLES/LOST</b>	26/14	22/13
<b>TOUCHDOWNS</b>	34	37
Rushing	11	19
Passing	23	14
Returns	0	4

SCORE BY PERIODS	Q1	Q2	Q3	Q4	OT	PTS
REDSKINS	68	75	72	82	0	297
Opponents	51	89	83	91	0	314

SCORING	TD	Ru	Pa	Rt	PAT	FG	Pts
Knight	0	0	0	0	33/34	20/27	93
Smith	9	0	9	0	0/0	0/0	54
Taylor	8	0	8	0	0/0	0/0	48
Brown	7	5	2	0	0/0	0/0	42
Harraway	5	5	0	0	0/0	0/0	30
REDSKINS	34	11	23	0	33/34	20/27	297
Opponents	37	19	14	4	36/37	18/26	314

RUSHING	No.	Yards	Avg.	Lg	TD
Brown	237	1,125	4.8	75	5
Harraway	146	577	4.0	57	5
Dyer	21	102	4.9	12	0
REDSKINS	444	2,021	4.6	75	11
Opponents	468	2,068	4.5	40	19

PASSING	Att	Comp	Yards	Cmp%	Yards/Att	TD	TD%	Int	Int%	Long	Sack/Lost	Rating
Jurgensen	337	202	2,354	59.9	7.0	23	6.8	10	3.0	66	25/214	91.7
REDSKINS	342	203	2,357	59.4	6.9	23	6.7	10	2.9	66	29/249	90.5
Opponents	374	205	2,434	54.8	6.5	14	3.7	15	4.0	57	24/169	70.6

RECEIVING	No.	Yards	Avg.	Lg	TD
Smith	43	575	13.4	41	9
Taylor	42	593	14.1	41	8
Brown	37	341	9.2	66	2
REDSKINS	203	2,357	11.6	66	23
Opponents	205	2,434	11.9	57	14

INTERCEPTIONS	No.	Yards	Avg.	Lg	TD
Owens	4	86	21.5	32	0
Bass	4	37	9.3	22	0
R. Harris	3	67	22.3	25	0
REDSKINS	15	240	16.0	32	0
Opponents	10	181	18.1	41	1

PUNTING	No.	Yards	Avg.	Lg	Blk
Bragg	61	2,493	40.9	66	1
Opponents	56	2,199	39.3	68	1

PUNT RETURNS	Ret	Yards	Avg.	TD
R. Harris	14	10	0.7	0
REDSKINS	27	45	1.7	0
Opponents	35	259	7.4	0

KICKOFF RETURNS	No.	Yards	Avg.	TD
Vactor	28	700	25.0	0
REDSKINS	61	1,223	20.0	0
Opponents	49	1,181	24.1	1

FIELD GOALS	1-19	20-29	30-39	40-49	50+
Knight	6/6	5/5	5/7	4/9	0/0
Opponents	3/3	6/10	5/5	4/7	0/1

**NOTABLE Record (Finish):** 6-8 (4th NFC East)

**National Honors:** RB Larry Brown: PFWA All-Pro Team, All-NFC Team, Pro Bowl; C Len Hauss: Pro Bowl; LB Chris Hanburger: All-NFC Team.

**Starters:** Offense: WR Charley Taylor (14), LT Jim Snowden (14), LG Ray Schoenke (13), C Len Hauss (14), RG Vince Promuto (3), RT Walter Rock (13), TE Jerry Smith (14), WR Pat Richter (1), QB Sonny Jurgensen (14), RB Larry Brown (13), RB Charlie Harraway (13), RG/LG (5/1), RG Roy Schmidt (6), WR Walter Roberts (12), RT Steve Wright (1), WR/RB Henry Dyer (1/1)

Defense: LE/RE Leo Carroll (5/2), LT Floyd Peters (9), RT/RE Bill Brunidge (13/1), RE Bruce Anderson (8), LLB Harold McLinton (13), MLB Marlin McKeever (12), RLB Chris Hanburger (14), LCB Pat Fischer (14), RCB Mike Bass (14), LS Brig Owens (14), RS Rickie Harris (12), RS Jon Jaqua (2), LLB Tom Roussel (1), MLB Rusty Tillman (2), LT Manny Sistrunk (3), RE/LT/RT Frank Bosch (3/2/1), LE John Hoffman (9)

# YEARLY STATS

## 1971 (9-4-1) // COACH GEORGE ALLEN

Sept. 19	W	24-17	at St. Louis	46,805
Sept. 26	W	30-3	at New York Giants	62,785
Oct. 3	W	20-16	at Dallas	72,000
Oct. 10	W	22-13	Houston	53,041
Oct. 17	W	20-0	St. Louis	53,041
Oct. 24	L	20-27	at Kansas City	51,989
Oct. 31	W	24-14	New Orleans	53,041
Nov. 7	T	7-7	Philadelphia	53,041
Nov. 14	L	15-16	at Chicago	55,049
Nov. 21	L	0-13	Dallas	53,041
Nov. 28	W	20-13	at Philadelphia	65,358
Dec. 5	W	23-7	New York Giants	53,041
Dec. 13	W	38-24	at Los Angeles	80,402
Dec. 19	L	13-20	Cleveland	53,041
Playoffs				
Dec. 26	L	20-24	at San Francisco	45,327

	Redskins	Opponents
<b>TOTAL FIRST DOWNS</b>	212	214
Rushing	76	72
Passing	113	120
Penalty	23	22
<b>TOTAL NET YARDS</b>	4,029	3,523
Avg. Per Game	287.8	251.6
Total Plays	828	855
Avg. Per Play	4.9	4.1
<b>NET YARDS RUSHING</b>	1,756	1,396
Avg. Per Game	125.4	99.7
Total Rushes	477	408
<b>NET YARDS PASSING</b>	2,273	2,127
Avg. Per Game	162.4	151.9
Sacked/Yards Lost	17/118	36/321
Gross Yards	2,391	2,448
Attempts/Completions	334/182	411/191
Completion Pct.	54.5	46.5
Had Intercepted	15	29
<b>PUNT/AVERAGE</b>	59/40.5	76/41.4
<b>PENALTIES/YARDS</b>	60/796	92/715
<b>FUMBLES/LOST</b>	32/20	22/12
<b>TOUCHDOWNS</b>	27	20
Rushing	8	7
Passing	13	11
Returns	6	2

SCORE BY PERIODS	Q1	Q2	Q3	Q4	OT	PTS
REDSKINS	77	103	36	60	0	276
Opponents	26	42	39	83	0	190

SCORING	TD	Ru	Pa	Rt	PAT	FG	S	TP
Knight	0	0	0	0	27/27	29/49	0	114
Brown	6	4	2	0	0/0	0/0	0	36
Jefferson	4	0	4	0	0/0	0/0	0	24
Taylor	4	0	4	0	0/0	0/0	0	24
Harraway	2	2	0	0	0/0	0/0	0	12
REDSKINS	27	8	13	6	27/27	29/49	0	276
Opponents	20	7	11	2	19/20	17/33	0	190

RUSHING	No.	Yards	Avg.	Lg	TD
Brown	253	948	3.7	34	4
Harraway	156	635	4.1	57	2
Mason	31	85	2.7	11	0
REDSKINS	477	1,756	3.7	57	8
Opponents	408	1,396	3.4	40	7

PASSING	Att	Comp	Yards	Cmp%	Yards/Att	TD	TD%	Int	Int%	Long	Sack/Lost	Rating
Kilmer	306	166	2,221	54.2	7.3	13	4.3	13	4.3	71	16/110	74.0
Jurgensen	28	16	170	57.1	6.1	0	0.0	2	7.1	30	1/8	45.5
REDSKINS	334	182	2,391	54.4	7.2	13	3.8	15	4.4	71	17/118	71.6
Opponents	411	191	2,448	46.4	6.0	11	2.6	29	7.1	71	36/321	45.1

RECEIVING	No.	Yards	Avg.	Lg	TD
Jefferson	47	701	14.9	70	4
Dowler	26	352	13.5	30	0
Taylor	24	370	15.4	71	4
REDSKINS	182	2391	13.1	71	13
Opponents	191	2448	12.8	58	11

INTERCEPTIONS	No.	Yards	Avg.	Lg	TD
Bass	8	78	10.00	38	1
Petitbon	5	102	20.4	42	0
Pardee	5	58	11.6	20	1
REDSKINS	29	480	16.6	53	5
Opponents	15	284	18.9	82	1

PUNTING	No.	Yards	Avg.	Lg	Blk
Bragg	59	2,391	40.5	59	1
Opponents	76	3,147	41.4	59	0

PUNT RETURNS	Ret	Yards	Avg.	TD
Duncan	22	233	10.6	0
REDSKINS	44	416	9.5	0
Opponents	16	87	5.4	0

KICKOFF RETURNS	No.	Yards	Avg.	TD
Duncan	27	724	26.8	1
REDSKINS	43	913	21.2	1
Opponents	61	1,070	17.5	1

FIELD GOALS	1-19	20-29	30-39	40-49	50+
Knight	10/12	6/9	8/14	3/11	2/3
Opponents	5/5	6/7	3/9	3/9	0/3

**NOTABLE Record (Finish):** 9-4-1 (2nd NFC East)

**National Honors:** RB Larry Brown: All-NFC Team, Pro Bowl; C Len Hauss: Pro Bowl; WR Roy Jefferson: All-NFC Team, Pro Bowl; K Curt Knight: PFWA All-Pro Team, Pro Bowl; LB Jack Pardee: All-NFC Team; Coach George Allen: PGWA Coach of the Year

**Starters:** Offense: WR Charley Taylor [6], LT Jim Snowden [14], LG Ray Schoenke [14], C Len Hauss [14], RG John Wilbur [14], RT Walter Rock [14], TE Jerry Smith [7], WR Roy Jefferson [4], QB Billy Kilmer [13], RB Larry Brown [13], RB Charlie Harraway [14], QB Sonny Jurgensen [1], WR Boyd Dowler [7], WR Clifton McNeil [1], TE Mack Alston [7], RB Tommy Mason [1]

Defense: LE Ron McDole [14], LT Manny Sistrunk [14], RT Diron Talbert [14], RE Verlon Biggs [13], LLB Jack Pardee [14], MLB Myron Pottius [14], RLB Chris Hanburger [14], LCB Pat Fischer [14], RCB Mike Bass [14], LS Richie Petitbon [13], RS Brig Owens [14], RE Jimmie Jones [1], LS Jon Jaqua [1]

# YEARLY STATS

## 1972 (11-3) // COACH GEORGE ALLEN

Sept. 18	W	24-21	at Minnesota	47,900
Sept. 24	W	24-10	St. Louis	53,039
Oct. 1	L	23-24	at New England	60,999
Oct. 8	W	14-0	Philadelphia	53,039
Oct. 15	W	33-3	at St. Louis	50,454
Oct. 22	W	24-20	Dallas	53,039
Oct. 29	W	23-16	at New York Giants	62,878
Nov. 5	W	35-17	at New York Jets	63,962
Nov. 12	W	27-13	New York Giants	53,039
Nov. 20	W	24-13	Atlanta	53,039
Nov. 26	W	21-16	Green Bay	53,039
Dec. 3	W	23-7	at Philadelphia	65,720
Dec. 9	L	24-34	at Dallas	65,136
Dec. 17	L	17-24	Buffalo	53,039
Playoffs				
Dec. 24	W	16-3	Green Bay	53,140
Dec. 31	W	26-3	Dallas	53,129
Super Bowl VII - Los Angeles				
Jan. 14	L	7-14	Miami	90,182

<b>TOTAL FIRST DOWNS</b>		<b>Redskins</b>	<b>Opponents</b>
Rushing		237	233
Passing		110	95
Penalty		106	108
<b>TOTAL NET YARDS</b>		<b>4,275</b>	<b>3,695</b>
Avg. Per Game		305	264
Total Plays		808	830
Avg. Per Play		5.3	4.5
<b>NET YARDS RUSHING</b>		<b>2,082</b>	<b>1,733</b>
Avg. Per Game		149	124
Total Rushes		513	427
<b>NET YARDS PASSING</b>		<b>2,193</b>	<b>1,872</b>
Avg. Per Game		157	134
Sacked/Yards Lost		11/88	35/268
Gross Yards		2,281	2,140
Attempts/Completions		284/159	368/186
Completion Pct.		55.9	50.5
Had Intercepted		15	17
<b>PUNT/AVERAGE</b>		<b>59/38.5</b>	<b>69/40.7</b>
<b>PENALTIES/YARDS</b>		<b>78/721</b>	<b>64/668</b>
<b>FUMBLES/LOST</b>		<b>27/11</b>	<b>28/16</b>
<b>TOUCHDOWNS</b>		<b>42</b>	<b>23</b>
Rushing		17	12
Passing		21	10
Returns		4	1

<b>SCORE BY PERIODS</b>	<b>Q1</b>	<b>Q2</b>	<b>Q3</b>	<b>Q4</b>	<b>OT</b>	<b>PTS</b>
REDSKINS	30	105	92	109	0	336
Opponents	58	56	43	61	0	218

<b>SCORING</b>	<b>TD</b>	<b>Ru</b>	<b>Pa</b>	<b>Rt</b>	<b>PAT</b>	<b>FG</b>	<b>S</b>	<b>TP</b>
Knight	0	0	0	0	40/42	14/30	0	82
Brown	12	8	4	0	0/0	0/0	0	72
Smith	7	0	7	0	0/0	0/0	0	42
Taylor	7	0	7	0	0/0	0/0	0	42
Harraway	6	6	0	0	0/0	0/0	0	36
REDSKINS	42	17	21	4	40/42	14/30	1	336
Opponents	23	12	10	1	23/23	19/34	0	218

<b>RUSHING</b>	<b>No.</b>	<b>Yards</b>	<b>Avg.</b>	<b>Lg</b>	<b>TD</b>
Brown	285	1,216	4.3	38	8
Harraway	148	567	3.8	24	6
Mul-Key	33	155	4.7	35	1
REDSKINS	513	2,082	4.1	38	17
Opponents	427	1,733	4.1	41	12

<b>PASSING</b>	<b>Att</b>	<b>Comp</b>	<b>Yards</b>	<b>Cmp%</b>	<b>Yards/Att</b>	<b>TD</b>	<b>TD%</b>	<b>Int</b>	<b>Int%</b>	<b>Long</b>	<b>Sack/Lost</b>	<b>Rating</b>
Kilmer	225	120	1,648	53.3	7.3	19	8.4	11	4.9	89	9/67	84.6
Jurgensen	59	39	633	66.1	10.7	2	3.4	4	6.8	36	2/21	84.9
REDSKINS	284	159	2,281	55.9	8.0	21	7.4	15	5.3	89	11/88	84.8
Opponents	368	186	2,140	50.5	5.8	10	2.7	17	4.6	40	35/268	58.2

<b>RECEIVING</b>	<b>No.</b>	<b>Yards</b>	<b>Avg.</b>	<b>Lg</b>	<b>TD</b>
Taylor	49	673	13.7	70	7
Jefferson	35	550	15.7	45	3
Brown	32	473	14.8	89	4
REDSKINS	159	2,281	14.3	89	21
Opponents	186	2,140	11.5	40	10

<b>INTERCEPTIONS</b>	<b>No.</b>	<b>Yards</b>	<b>Avg.</b>	<b>Lg</b>	<b>TD</b>
Hanburger	4	98	24.5	41	1
Fischer	4	61	15.3	35	0
Bass	3	53	17.7	29	0
REDSKINS	17	287	16.9	41	1
Opponents	15	160	10.7	49	1

<b>PUNTING</b>	<b>No.</b>	<b>Yards</b>	<b>Avg.</b>	<b>Lg</b>	<b>Blk</b>
Bragg	59	2,273	38.5	62	0
Opponents	69	2802	40.7	58	3

<b>PUNT RETURNS</b>	<b>Ret</b>	<b>FC</b>	<b>Yards</b>	<b>Avg.</b>	<b>Lg</b>	<b>TD</b>
Vactor	17	14	88	5.2	28	0
REDSKINS	34	22	159	4.7	28	0
Opponents	20	28	39	2.0	13	0

<b>KICKOFF RETURNS</b>	<b>No.</b>	<b>Yards</b>	<b>Avg.</b>	<b>Lg</b>	<b>TD</b>
Duncan	15	364	24.3	41	0
REDSKINS	48	1,133	23.6	44	0
Opponents	53	1,191	22.5	77	0

<b>FIELD GOALS</b>	<b>1-19</b>	<b>20-29</b>	<b>30-39</b>	<b>40-49</b>	<b>50+</b>
Knight	4/4	0/3	6/11	4/8	0/4
Opponents	6/6	4/7	4/9	4/9	1/3

**NOTABLE Record (Finish):** 11-3 (1st NFC East; NFC Champions)

**National Honors:** RB Larry Brown: PFWA All-Pro Team, NEA All-Pro Team, All-NFC Team, Pro Bowl; PR Speedy Duncan: Pro Bowl; LB Chris Hanburger: PFWA All-Pro Team, NEA All-Pro Team, All-NFC Team, Pro Bowl; C Len Hauss: PFWA All-Pro Second Team, NEA All-Pro Team, Pro Bowl; QB Billy Kilmer: All-NFC Team, Pro Bowl; WR Charley Taylor: Pro Bowl; DE Verlon Biggs: PFWA All-Pro Second Team; CB Pat Fischer: NEA All-Pro Second Team

**Starters:** Offense: WR Charley Taylor [14], LT Terry Hermeling [14], LG Paul Laaveg [14], C Len Hauss [14], RG John Wilbur [14], RT Walter Rock [14], TE Jerry Smith [14], WR Roy Jefferson [14], QB Billy Kilmer [10], RB Larry Brown [12], RB Charlie Harraway [14], QB Sonny Jurgensen [4], RB Bob Brunet [1], RB Herb Mul-Key [1]

**Defense:** LE Ron McDole [14], LT Manny Sistrunk [4], RT Diron Talbert [14], RE Verlon Biggs [14], LLB Jack Pardee [13], MLB/LLB Harold McLinton [7/1], RLB Chris Hanburger [14], LCB Pat Fischer [14], RCB Mike Bass [14], LS Richie Petitbon [3], RS Roosevelt Taylor [14], RT Bill Brundige [10], MLB Myron Pottios [7], LS Brig Owens [11]

# YEARLY STATS

## 1973 (10-4) // COACH GEORGE ALLEN

Sept. 16	W	38-0	San Diego	53,589
Sept. 23	L	27-34	at St. Louis	50,316
Sept. 30	W	28-7	at Philadelphia	64,147
Oct. 8	W	14-7	Dallas	54,314
Oct. 14	W	21-3	at New York Giants	70,168
Oct. 21	W	31-13	St. Louis	54,381
Oct. 28	L	3-19	at New Orleans	66,315
Nov. 5	L	16-21	at Pittsburgh	49,220
Nov. 11	W	33-9	San Francisco	54,381
Nov. 18	W	22-14	Baltimore	52,675
Nov. 22	W	20-0	at Detroit	46,807
Dec. 2	W	27-24	New York Giants	53,590
Dec. 9	L	7-27	at Dallas	62,185
Dec. 16	W	38-20	Philadelphia	49,484
Dec. 22	L	20-27	Playoffs at Minnesota	45,475

	Redskins	Opponents
<b>TOTAL FIRST DOWNS</b>	232	233
Rushing	76	89
Passing	131	119
Penalty	25	25
<b>TOTAL NET YARDS</b>	3,797	3,774
Avg. Per Game	271.2	269.6
Total Plays	862	937
Avg. Per Play	4.4	4.0
<b>NET YARDS RUSHING</b>	1,439	1,603
Avg. Per Game	102.4	114.5
Total Rushes	459	480
<b>NET YARDS PASSING</b>	2,358	2,171
Avg. Per Game	168.8	155.0
Sacked/Yards Lost	31/202	53/360
Gross Yards	2,560	2,531
Attempts/Completions	373/209	404/203
Completion Pct.	56.2	50.2
Had Intercepted	14	26
<b>PUNT/AVERAGE</b>	64/40.3	81/38.4
<b>PENALTIES/YARDS</b>	81/771	86/708
<b>FUMBLES/LOST</b>	32/18	35/18
<b>TOUCHDOWNS</b>	37	21
Rushing	9	8
Passing	20	12
Returns	8	1

SCORE BY PERIODS	Q1	Q2	Q3	Q4	OT	PTS
REDSKINS	72	70	57	126	0	325
Opponents	44	62	45	47	0	198

SCORING	TD	Ru	Pa	Rt	PAT	FG	S	TP
Knight	0	0	0	0	37/37	22/42	0	103
Brown	14	8	6	0	0/0	0/0	0	84
C. Taylor	7	0	7	0	0/0	0/0	0	42
Harraway	4	1	3	0	0/0	0/0	0	24
REDSKINS	37	9	20	8	37/37	22/42	0	325
Opponents	21	8	12	1	21/21	17/28	0	198

RUSHING	No.	Yards	Avg.	Lg	TD
Brown	273	860	3.2	27	8
Harraway	128	452	3.5	16	1
Thomas	32	95	3.0	13	0
REDSKINS	459	1,439	3.1	27	9
Opponents	480	1,603	3.3	35	8

PASSING	Att	Comp	Yards	Cmp%	Yards/Att	TD	TD%	Int	Int%	Long	Sack/Lost	Rating
Kilmer	228	122	1,656	53.7	7.3	14	6.2	9	4.0	64t	15/88	81.3
Jurgensen	145	87	904	60.0	6.2	6	4.1	5	3.4	36	16/114	77.6
REDSKINS	373	209	2,560	56.2	6.9	20	5.4	14	3.8	64t	31/202	75.5
Opponents	404	203	2,531	50.2	6.3	12	2.9	26	6.4	73	53/360	53.1

RECEIVING	No.	Yards	Avg.	Lg	TD
C. Taylor	59	801	13.6	53	7
Jefferson	41	595	14.5	36	1
Brown	40	482	12.0	64	6
REDSKINS	209	2,560	12.2	64	20
Opponents	203	2,531	12.5	73	12

INTERCEPTIONS	No.	Yards	Avg.	Lg	TD
Houston	6	32	5.3	22	0
Bass	5	161	32.2	68	1
Owens	5	123	24.6	27	1
REDSKINS	26	598	23.0	68	4
Opponents	14	173	12.4	64	0

PUNTING	No.	Yards	Avg.	Lg	Blk
Bragg	64	2,581	40.3	61	0
Opponents	81	3,112	38.4	62	4

PUNT RETURNS	Ret	FC	Yards	Avg.	Lg	TD
Duncan	28	11	218	7.8	22	0
REDSKINS	40	17	321	8.0	27	0
Opponents	14	30	104	7.4	37	0

KICKOFF RETURNS	No.	Yards	Avg.	Lg	TD
Mul-Key	36	1,011	28.1	97	1
REDSKINS	43	1,118	26.0	97	1
Opponents	61	1,237	20.3	97	1

FIELD GOALS	1-19	20-29	30-39	40-49	50+
Knight	8/8	5/7	6/13	3/9	0/5
Opponents	3/3	6/8	6/11	2/5	0/1

**NOTABLE Record (Finish):** 10-4 (2nd NFC East)

**National Honors:** LB Chris Hanburger: NEA All-Pro Team, PFWA All-Pro Second Team, All-NFC Team, Pro Bowl; FS Ken Houston: NEA All-Pro Second Team, PFWA All-Pro Second Team, All-NFC Team, Pro Bowl; KR Herb Mul-Key: Pro Bowl; WR Charley Taylor: Pro Bowl; C Len Hauss: PFWA All-Pro Second Team

**Starters:** Offense: WR Charley Taylor (14), LT Terry Hermeling (13), LG Paul Laaveg (14), C Len Hauss (14), RG John Wilbur (14), RT Walter Rock (6), TE Alvin Reed (5), WR Roy Jefferson (14), QB Billy Kilmer (10), RB Larry Brown (14), RB Charlie Harraway (14), LT Ray Schoenke (1), RT George Starke (8), TE Jerry Smith (9), QB Sonny Jurgensen (4)

Defense: LE Ron McDole (14), LT Manny Sistrunk (2), RT Diron Talbert (14), RE Verlon Biggs (14), LLB Dave Robinson (14), MLB Harold McLinton (8), RLB Chris Hanburger (14), LCB Pat Fischer (14), RCB Mike Bass (14), LS Ken Houston (14), RS Brig Owens (14), LT Bill Brundidge (12), MLB Myron Pottios (6)

# YEARLY STATS

## 1974 (10-4) // COACH GEORGE ALLEN

Sept. 15	W	13-10	at New York Giants	51,764
Sept. 22	L	10-17	St. Louis	53,888
Sept. 30	W	30-3	Denver	54,395
Oct. 6	L	17-28	at Cincinnati	56,175
Oct. 13	W	20-17	Miami	54,395
Oct. 20	W	24-3	New York Giants	53,363
Oct. 27	L	20-23	at St. Louis	50,767
Nov. 3	W	17-6	at Green Bay	56,267
Nov. 10	W	27-20	at Philadelphia	65,947
Nov. 17	W	28-21	Dallas	54,395
Nov. 24	W	26-7	Philadelphia	54,395
Nov. 28	L	23-24	at Dallas	63,243
Dec. 9	W	23-17	at Los Angeles	87,319
Dec. 15	W	42-0	Chicago	52,085
Playoffs				
Dec. 22	L	10-19	at Los Angeles	80,118

	Redskins	Opponents
<b>TOTAL FIRST DOWNS</b>	249	210
Rushing	77	79
Passing	156	114
Penalty	16	17
<b>TOTAL NET YARDS</b>	4,255	3,275
Avg. Per Game	303.9	234.0
Total Plays	908	843
Avg. Per Play	4.7	3.9
<b>NET YARDS RUSHING</b>	1,440	1,439
Avg. Per Game	102.3	102.8
Total Rushes	471	412
<b>NET YARDS PASSING</b>	2,809	1,839
Avg. Per Game	200.6	131.4
Sacked/Yards Lost	25/176	31/250
Gross Yards	2,978	2,102
Attempts/Completions	413/254	400/197
Completion Pct.	61.5	49.3
Had Intercepted	11	25
<b>PUNT/AVERAGE</b>	73/38.1	81/38.5
<b>PENALTIES/YARDS</b>	78/661	69/529
<b>FUMBLES/LOST</b>	17/9	28/15
<b>TOUCHDOWNS</b>	38	24
Rushing	11	7
Passing	22	13
Returns	5	4

SCORE BY PERIODS	Q1	Q2	Q3	Q4	OT	PTS
REDSKINS	37	120	61	102	0	320
Opponents	49	41	71	35	0	196

SCORING	TD	Ru	Pa	Rt	PAT	FG	S	TP
Moseley	0	0	0	0	27/30	18/30	0	81
Brown	7	3	4	0	0/0	0/0	0	42
Thomas	6	5	1	0	0/0	0/0	0	36
Taylor	5	0	5	0	0/0	0/0	0	30
Jefferson	4	0	4	0	0/0	0/0	0	24
REDSKINS	38	11	22	5	35/38	19/31	0	320
Opponents	24	7	13	4	22/24	10/14	0	196

RUSHING	No.	Yards	Avg.	Lg	TD
Brown	163	430	3.2	16	3
Denson	103	391	3.8	23	0
Thomas	95	347	3.7	66	5
REDSKINS	471	1,440	3.1	66	11
Opponents	412	1,439	3.5	75	7

PASSING	Att	Comp	Yards	Cmp%	Yards/Att	TD	TD%	Int	Int%	Long	Sack/Lost	Rating
Jurgensen	167	107	1,185	64.1	7.1	11	6.6	5	3	44	10/69	94.6
Kilmer	234	137	1,632	58.5	7	10	4.3	6	2.6	51	13/96	83.4
Theismann	11	9	145	81.8	13.2	1	9.1	0	0	69	2/11	149.1
REDSKINS	413	254	2,978	61.5	7.2	22	5.3	11	2.6	69	25/176	86.4
Opponents	399	197	2,102	49.3	5.3	13	3.2	24	6	52	31/256	51.0

RECEIVING	No.	Yards	Avg.	Lg	TD
Taylor	54	738	13.7	51	5
J. Smith	44	554	12.6	30	3
Jefferson	43	654	15.2	43	4
REDSKINS	254	2,978	11.7	69	22
Opponents	197	2,102	10.7	52	13

INTERCEPTIONS	No.	Yards	Avg.	Lg	TD
Stone	5	95	19.0	31	0
Hanburger	4	6	1.5	5	0
Owens	4	59	14.8	24	0
REDSKINS	25	328	13.1	37	2
Opponents	11	79	7.2	53	1

PUNTING	No.	Yards	Avg.	Lg	Blk
Bragg	73	2,780	38.1	51	1
Opponents	81	3,119	38.5	64	2

PUNT RETURNS	Ret	FC	Yards	Avg.	Lg	TD
Theismann	15	3	157	10.5	44	0
REDSKINS	45	6	453	10.1	58	1
Opponents	51	3	458	9.0	50	1

KICKOFF RETURNS	No.	Yards	Avg.	Lg	TD
L. Jones	23	672	29.2	102	1
REDSKINS	45	1,166	25.9	102	1
Opponents	64	1,379	21.5	52	0

FIELD GOALS	1-19	20-29	30-39	40-49	50+
Moseley	1/1	2/5	9/13	6/10	0/1
Opponents	0/0	2/2	5/8	3/4	0/0

**NOTABLE Record (Finish):** 10-4 (2nd NFC East)

**National Honors:** LB Chris Hanburger: NEA All-Pro Second Team, All-NFC Team, Pro Bowl; SS Ken Houston: NEA All-Pro Second Team, All-NFC Team, Pro Bowl; DT Diron Talbert: Pro Bowl; WR Charley Taylor: All-NFC Team, Pro Bowl

**Starters:** Offense: WR Charley Taylor (14), LT Ray Schoenke (13), LG Paul Laaveg (14), C Len Hauss (14), RG Walt Sweeney (14), RT George Starke (14), TE Jerry Smith (14), WR Roy Jefferson (13), QB Billy Kilmer (10), RB Larry Brown (11), RB Larry Smith (8), QB Sonny Jurgensen (4), LT Jim Tyrer (1), WR Frank Grant (1), RB Duane Thomas (3), RB Moses Denson (8)

**Defense:** LE Ron McDole (13), LT Manuel Sistrum (1), RT Diron Talbert (14), RE Verlon Biggs (14), LLB Dave Robinson (14), MLB Harold McLinton (13), RLB Chris Hanburger (14), LCB Pat Fischer (14), RCB Mike Bass (14), LS Ken Houston (14), RS Brig Owens (14), LT Bill Brundige (13), LE Deacon Jones (1), MLB Russ Tillman (1)

# YEARLY STATS

## 1975 (8-6) // COACH GEORGE ALLEN

Sept. 21	W	41-3	New Orleans	53,824
Sept. 28	W	49-13	New York Giants	54,953
Oct. 5	L	10-26	at Philadelphia	66,090
Oct. 13	W	27-17	St. Louis	54,693
Oct. 19	L	10-13	at Houston	49,566
Oct. 26	W	23-7	at Cleveland	56,702
Nov. 2	W	30-24 (OT)	Dallas	55,004
Nov. 9	W	21-13	at New York Giants	57,242
Nov. 16	L	17-20 (OT)	at St. Louis	49,919
Nov. 23	L	23-26 (OT)	Oakland	53,582
Nov. 30	W	31-30	Minnesota	54,488
Dec. 7	W	30-27	at Atlanta	52,809
Dec. 13	L	10-31	at Dallas	61,091
Dec. 21	L	3-26	Philadelphia	49,385

	Redskins	Opponents
<b>TOTAL FIRST DOWNS</b>	272	255
Rushing	97	105
Passing	150	128
Penalty	25	22
<b>TOTAL NET YARDS</b>	4,669	4,465
Avg. Per Game	333.5	318.9
Total Plays	919	951
Avg. Per Play	5.1	4.7
<b>NET YARDS RUSHING</b>	1,752	2,033
Avg. Per Game	125.1	145.2
Total Rushes	444	525
<b>NET YARDS PASSING</b>	2,917	2,432
Avg. Per Game	208.4	173.7
Sacked/Yards Lost	27/175	36/274
Gross Yards	3,092	2,706
Attempts/Completions	448/229	390/217
Completion Pct.	51.1	55.6
Had Intercepted	29	18
<b>PUNT/AVERAGE</b>	72/40.6	87/38.9
<b>PENALTIES/YARDS</b>	78/723	89/772
<b>FUMBLES/LOST</b>	28/17	27/19
<b>TOUCHDOWNS</b>	40	33
Rushing	9	11
Passing	28	17
Returns	3	5

SCORE BY PERIODS	Q1	Q2	Q3	Q4	OT	PTS
REDSKINS	49	109	44	117	6	325
Opponents	29	88	63	90	6	276

SCORING	TD	Ru	Pa	Rt	PAT	FG	S	TP
Moseley	0	0	0	0	37/39	16/25	0	85
Grant	8	0	8	0	0/0	0/0	0	48
M. Thomas	7	4	3	0	0/0	0/0	0	42
Taylor	6	0	6	0	0/0	0/0	0	36
L. Brown	5	3	2	0	0/0	0/0	0	30
REDSKINS	40	9	28	3	37/39	16/25	0	325
Opponents	33	11	17	5	27/33	17/30	0	276

RUSHING	No.	Yards	Avg.	Lg	TD
M. Thomas	235	919	3.9	34	4
L. Brown	97	352	3.6	43	3
Denson	56	195	3.5	14	0
REDSKINS	444	1,752	3.9	43	9
Opponents	525	2,033	3.9	53	11

PASSING	Att	Comp	Yards	Cmp%	Yards/Att	TD	TD%	Int	Int%	Long	Sack/Lost	Rating
Kilmer	346	178	2,440	51.4	7.1	23	6.6	16	4.6	96	23/138	77.1
Johnson	79	41	556	51.9	7.0	4	5.1	10	12.7	36	2/19	52.1
Theismann	22	10	96	45.5	4.4	1	4.5	3	13.6	30	2/18	33.6
REDSKINS	448	229	3,092	51.1	6.9	28	6.3	29	6.5	96	27/175	67.3
Opponents	390	217	2,706	55.6	6.9	17	4.4	18	4.6	68	36/274	72.7

RECEIVING	No.	Yards	Avg.	Lg	TD
Taylor	53	744	14	64	6
Grant	41	776	18.9	96t	8
M. Thomas	40	483	12	33	3
REDSKINS	229	3,092	13.5	96t	28
Opponents	217	2,706	12.5	62t	17

INTERCEPTIONS	No.	Yards	Avg.	Lg	TD
Bass	4	85	21.3	49	0
Houston	4	33	8.3	19	0
Hanburger	3	81	27	37	0
REDSKINS	18	335	18.6	57	0
Opponents	29	469	16.2	89	4

PUNTING	No.	Yards	Avg.	Lg	Blk
Bragg	72	2,924	40.6	63	0
Opponents	87	3,384	38.9	60	1

PUNT RETURNS	Ret	FC	Yards	Avg.	Lg	TD
Jones	53	5	407	7.7	52	1
REDSKINS	61	9	464	7.6	52	1
Opponents	38	13	240	6.3	19	0

KICKOFF RETURNS	No.	Yards	Avg.	Lg	TD
Jones	47	1086	23.1	44	0
REDSKINS	58	1296	22.3	50	0
Opponents	64	1357	21.2	93	1

FIELD GOALS	1-19	20-29	30-39	40-49	50+
Moseley	0/0	1/3	9/10	6/9	0/3
Opponents	1/1	9/12	3/8	4/9	0/0

**NOTABLE Record (Finish):** 8-6 [3rd NFC East]

**National Honors:** SS Ken Houston: PFWA All-Pro Team, NEA All-Pro Team, All-NFC Team, Pro Bowl; LB Chris Hanburger: PFWA All-Pro Second Team, NEA All-Pro Second Team, All-NFC Team, Pro Bowl; WR Charley Taylor: All-NFC Team, Pro Bowl; RB Mike Thomas: PFWA All-Rookie Team

**Starters:** Offense: WR Charley Taylor [14], LT Tim Stokes [5], LG Paul Laaveg [8], C Len Hauss [14], RG/LG Ray Schoenke [1/8], RT George Starke [14], TE Jerry Smith [14], WR Roy Jefferson [5], QB Billy Kilmer [13], RB Moses Denson [9], RB Larry Brown [8], LT Terry Hermeling [9], RG Walter Sweeney [13], WR Frank Grant [9], QB Randy Johnson [1], RB Mike Thomas [9]

**Defense:** LE Ron McDole [14], LT Bill Brundige [13], RT Diron Talbert [13], RE Dennis Johnson [14], LLB Brad Dusek [14], MLB Harold McLinton [14], RLB Chris Hanburger [14], LCB Pat Fischer [11], RCB Mike Bass [14], LS Ken Houston [14], RS/LCB Bryant Salter [11/2], LCB Spencer Thomas [1], RT Dave Butz [1], LT Manny Sistrunk [1], RS Brig Owens [3]

# YEARLY STATS

## 1976 (10-4) // COACH GEORGE ALLEN

Sept. 12	W	19-17	New York Giants	54,245
Sept. 19	W	31-7	Seattle	53,174
Sept. 27	W	20-17 (OT)	at Philadelphia	60,131
Oct. 3	L	7-33	at Chicago	52,105
Oct. 10	L	30-33	Kansas City	53,060
Oct. 17	W	20-7	Detroit	45,908
Oct. 25	W	20-10	St. Louis	48,325
Oct. 31	L	7-20	Dallas	55,004
Nov. 7	W	24-21	at San Francisco	56,134
Nov. 14	L	9-12	at New York Giants	72,975
Nov. 21	W	16-10	at St. Louis	49,833
Nov. 28	W	24-0	Philadelphia	54,292
Dec. 5	W	37-16	at New York Jets	46,638
Dec. 12	W	27-14	at Dallas	59,916
Playoffs				
Dec. 18	L	20-35	at Minnesota	47,221

	Redskins	Opponents
<b>TOTAL FIRST DOWNS</b>	255	215
Rushing	114	109
Passing	122	91
Penalty	19	15
<b>TOTAL NET YARDS</b>	4,096	4,070
Avg. Per Game	292.6	290.7
Total Plays	956	952
Avg. Per Play	4.3	4.3
<b>NET YARDS RUSHING</b>	2,111	2,205
Avg. Per Game	150.8	157.5
Total Rushes	548	555
<b>NET YARDS PASSING</b>	1,985	1,917
Avg. Per Game	141.8	136.9
Sacked/Yards Lost	38/303	44/324
Gross Yards	2,288	2,241
Attempts/Completions	370/187	355/146
Completion Pct.	50.5	41.1
Had Intercepted	20	26
<b>PUNT/AVERAGE</b>	90/38.9	93/38.9
<b>NET PUNTING AVG.</b>	90/32.9	93/30.0
<b>PENALTIES/YARDS</b>	90/868	95/818
<b>FUMBLES/LOST</b>	36/23	38/22
<b>TOUCHDOWNS</b>	32	23
Rushing	10	12
Passing	20	11
Returns	2	0

SCORE BY PERIODS	Q1	Q2	Q3	Q4	OT	PTS
REDSKINS	46	74	73	95	3	291
Opponents	39	68	40	70	0	217

SCORING	TD	Ru	Pa	Rt	PAT	FG	S	TP
Moseley	0	0	0	0	31/32	22/34	0	97
Thomas	9	5	4	0	0/0	0/0	0	54
Fugett	6	0	6	0	0/0	0/0	0	36
Grant	5	0	5	0	0/0	0/0	0	30
Riggins	4	3	1	0	0/0	0/0	0	24
REDSKINS	32	10	20	2	31/32	22/34	1	291
Opponents	23	12	11	0	22/23	19/30	0	217

RUSHING	No.	Yards	Avg.	Lg	TD
Thomas	254	1,101	4.3	28	5
Riggins	162	572	3.5	15	3
Hill	79	301	3.8	15	1
REDSKINS	548	2,111	3.9	28	10
Opponents	555	2,205	4.0	80t	12

PASSING	Att	Comp	Yards	Cmp%	Yards/Att	TD	TD%	Int	Int%	Long	Sack/Lost	Rating
Kilmer	206	108	1,252	52.4	6.1	12	5.8	10	4.9	53	15/125	70.0
Theismann	163	79	1,036	48.5	6.4	8	4.9	10	6.1	44	22/172	59.9
REDSKINS	370	187	2,288	50.5	6.2	20	5.4	20	5.4	53	38/303	65.4
Opponents	355	146	2,241	41.1	6.3	11	3.1	26	7.3	85	44/324	42.5

RECEIVING	No.	Yards	Avg.	Lg	TD
Grant	50	818	16.4	53t	5
Thomas	28	290	10.4	34	4
Jefferson	27	364	13.5	27	2
REDSKINS	187	2,288	12.3	53t	20
Opponents	146	2,241	15.3	85t	11

INTERCEPTIONS	No.	Yards	Avg.	Lg	TD
Lavender	8	77	9.6	28	0
Fischer	5	38	7.6	32	0
Houston	4	25	6.3	12	0
REDSKINS	26	190	7.3	32	0
Opponents	20	149	7.5	31	0

PUNTING	No.	Yards	Avg.	Net	TB	In	Lg	Blk
Bragg	90	3,503	38.9	32.9	11	15	56	0
Opponents	93	3,621	38.9	30.0	7	18	61	0

PUNT RETURNS	Ret	FC	Yards	Avg.	Lg	TD
E. Brown	48	8	646	13.5	71t	1
REDSKINS	52	9	688	13.2	71t	1
Opponents	44	12	323	7.3	29	0

KICKOFF RETURNS	No.	Yards	Avg.	Lg	TD
E. Brown	30	738	24.6	67	0
REDSKINS	50	1,066	21.3	67	0
Opponents	63	1,018	16.2	48	0

FIELD GOALS	1-19	20-29	30-39	40-49	50+
Moseley	1/1	7/8	8/11	6/13	0/1
Opponents	0/0	4/5	9/13	4/9	2/3

**NOTABLE Record (Finish):** 10-4 (2nd NFC East)

**National Honors:** PR Eddie Brown: AP All-Pro Second Team, Pro Bowl; LB Chris Hanburger: NEA All-Pro Team, All-NFL Team, UPI All-NFC Team, Pro Bowl; SS Ken Houston: PFWA All-Pro Team, NEA All-Pro Team, All-NFL Team, UPI All-NFC Team, Pro Bowl; RB Mike Thomas: Pro Bowl

**Starters:** Offense: WR Frank Grant (14), LT Tim Stokes (14), LG Ron Saut (11), C Len Hauss (14), RG Terry Hermeling (12), RT George Starke (14), TE Jean Fugett (12), WR Roy Jefferson (14), QB Billy Kilmer (9), RB John Riggins (14), RB Mike Thomas (12), QB Joe Theismann (5), LG/RG Dan Nugent (3/2), TE Jerry Smith (2)

Defense: LE Ron McDole (14), LT/RE Bill Brundige (4/2), RT Diron Talbert (14), RE Dennis Johnson (12), LLB Brad Dusek (14), MLB Harold McClinton (14), RLB Chris Hanburger (14), LCB Pat Fischer (14), RCB Joe Lavender (14), LS Ken Houston (14), RS Jake Scott (12), RT Dave Butz (10), RS Brig Owens (2)



# YEARLY STATS

## 1977 (9-5) // COACH GEORGE ALLEN

Sept. 18	L	17-20	at New York Giants	76,086
Sept. 25	W	10-6	Atlanta	55,031
Oct. 2	W	24-14	St. Louis	55,031
Oct. 9	W	10-0	at Tampa Bay	58,571
Oct. 16	L	16-34	at Dallas	62,115
Oct. 23	L	6-17	New York Giants	53,903
Oct. 30	W	23-17	Philadelphia	55,031
Nov. 7	L	3-10	at Baltimore	57,740
Nov. 13	W	17-14	at Philadelphia	60,702
Nov. 21	W	10-9	Green Bay	51,498
Nov. 27	L	7-14	Dallas	55,031
Dec. 4	W	10-0	at Buffalo	22,975
Dec. 10	W	26-20	at St. Louis	36,067
Dec. 17	W	17-14	Los Angeles Rams	54,208

### TOTAL FIRST DOWNS

Rushing	227	234
Passing	79	112
Penalty	124	102

### POSSESSION AVG.

Redskins	29:52	30:08
----------	-------	-------

### TOTAL NET YARDS

Redskins	3,615	4,110
----------	-------	-------

### AVG. PER GAME

Redskins	258.2	293.6
----------	-------	-------

### NET YARDS RUSHING

Redskins	1,752	2,039
----------	-------	-------

### NET YARDS PASSING

Redskins	1,863	2,071
----------	-------	-------

### AVG. PER GAME

Redskins	133.1	147.9
----------	-------	-------

### SACKED/YARDS LOST

Redskins	52/421	45/359
----------	--------	--------

### GROSS YARDS

Redskins	2,284	2,430
----------	-------	-------

### ATTEMPTS/COMPLETIONS

Redskins	383/183	380/167
----------	---------	---------

### COMPLETION PCT.

Redskins	47.8	43.9
----------	------	------

### HAD INTERCEPTED

Redskins	16	21
----------	----	----

### PUNT/AVERAGE

Redskins	91/38.5	94/37.0
----------	---------	---------

### NET PUNTING AVG.

Redskins	91/35.3	94/31.1
----------	---------	---------

### PENALTIES/YARDS

Redskins	94/802	100/857
----------	--------	---------

### FUMBLES/LOST

Redskins	26/14	27/12
----------	-------	-------

### TOUCHDOWNS

Redskins	19	21
----------	----	----

### RUSHING

Redskins	4	8
----------	---	---

### PASSING

Redskins	15	12
----------	----	----

### RETURNS

Redskins	0	1
----------	---	---

### SCORE BY PERIODS

Redskins	Q1	Q2	Q3	Q4	OT	PTS
----------	----	----	----	----	----	-----

Redskins	64	42	33	57	0	196
----------	----	----	----	----	---	-----

Opponents	17	37	32	103	0	189
-----------	----	----	----	-----	---	-----

### SCORING

Moseley	TD	Ru	Pa	Rt	PAT	FG	S	TP
---------	----	----	----	----	-----	----	---	----

Thomas	5	3	2	0	19/19	21/37	0	82
--------	---	---	---	---	-------	-------	---	----

Fugett	5	0	5	0	0/0	0/0	0	30
--------	---	---	---	---	-----	-----	---	----

Grant	3	0	3	0	0/0	0/0	0	18
-------	---	---	---	---	-----	-----	---	----

Riggins	2	0	0	0	0/0	0/0	0	12
---------	---	---	---	---	-----	-----	---	----

REDSKINS	19	4	15	0	19/19	21/37	0	196
----------	----	---	----	---	-------	-------	---	-----

Opponents	21	8	12	1	21/21	14/29	0	189
-----------	----	---	----	---	-------	-------	---	-----

### RUSHING

Thomas	No.	Yards	Avg.	Lg	TD
--------	-----	-------	------	----	----

Harmon	228	806	3.5	31	3
--------	-----	-----	-----	----	---

Hill	94	310	3.3	21	0
------	----	-----	-----	----	---

Hill	69	257	3.7	34	0
------	----	-----	-----	----	---

REDSKINS	502	1,752	3.5	34	4
----------	-----	-------	-----	----	---

Opponents	537	2,039	3.8	44	8
-----------	-----	-------	-----	----	---

### PASSING

Kilmer	Att	Comp	Yards	Cmp%	Yards/Att	TD	TD%	Int	Int%	Long	Sack/Lost	Rating
--------	-----	------	-------	------	-----------	----	-----	-----	------	------	-----------	--------

Theismann	201	99	1,187	49.3	5.9	8	4.0	7	3.5	59	22/189	66.5
-----------	-----	----	-------	------	-----	---	-----	---	-----	----	--------	------

REDSKINS	182	84	1,097	46.2	6.0	7	3.9	9	4.9	52	30/241	57.9
----------	-----	----	-------	------	-----	---	-----	---	-----	----	--------	------

Opponents	383	183	2,284	47.8	5.9	15	3.9	16	4.2	59	52/421	62.3
-----------	-----	-----	-------	------	-----	----	-----	----	-----	----	--------	------

Opponents	380	167	2,430	43.9	6.4	12	3.2	21	5.5	82	45/359	52.9
-----------	-----	-----	-------	------	-----	----	-----	----	-----	----	--------	------

<b>RECEIVING</b>	No.	Yards	Avg.	Lg	TD
Fugett	36	631	17.5	52	5
Grant	34	480	14.1	59	3
Thomas	28	245	8.8	25	2
REDSKINS	183	2,284	12.5	59	15
Opponents	167	2,430	14.6	82	12

<b>INTERCEPTIONS</b>	No.	Yards	Avg.	Lg	TD
Houston	5	69	13.8	31	0
Lavender	4	36	9.0	31	0
Williams	4	25	6.3	25	0
REDSKINS	21	189	9.0	31	0
Opponents	16	296	18.5	45	1

<b>PUNTING</b>	No.	Yards	Avg.	Net	TB	In	Lg	Blk
Bragg	91	3502	38.5	35.3	3	29	56	0
Opponents	94	3476	37.0	31.1	5	12	75	0

<b>PUNT RETURNS</b>	Ret	FC	Yards	Avg.	Lg	TD
Brown	57	8	452	7.9	43	0
Opponents	50	7	228	4.6	50	0

<b>KICKOFF RETURNS</b>	No.	Yards	Avg.	Lg	TD
Brown	34	852	25.1	46	0
REDSKINS	47	1,087	23.1	46	0
Opponents	54	1,033	19.1	46	0

<b>FIELD GOALS</b>	1-19	20-29	30-39	40-49	50+
Moseley	1/1	3/3	4/5	9/22	4/6
Opponents	0/0	6/7	2/8	5/11	1/3

### NOTABLE RECORD (FINISH): 9-5 (2nd NFC East)

**National Honors:** TE Jean Fugett: UPI All-NFC Team, Pro Bowl; SS Ken Houston: NEA First Team All-Pro, All-NFL Team, UPI All-NFC Team, Pro Bowl; PR Eddie Brown: Pro Bowl

**Starters:** Offense: WR Charley Taylor (7), LT Tim Stokes (14), LG Ron Saul (14), C Len Hauss (14), RG Terry Hermeling (12), RT George Starke (14), TE Jean Fugett (14), WR Frank Grant (14), QB Billy Kilmer (8), RB Mike Thomas (13), RB John Riggins (5), WR Danny Buggs (7), RG Dan Nugent (2), QB Joe Theismann (6), RB Calvin Hill (1), RB Clarence Harmon (9)

Defense: LE Ron McDole (14), LT Dave Butz (8), RT Diron Talbert (14), RE Dennis Johnson (11), LLB Brad Dusek (14), MLB Harold McLinton (14), RLB Mike Curtis (10), LCB Gerard Williams (11), RCB Joe Lavender (14), SS Ken Houston (14), FS Jake Scott (14), LT Bill Brundige (6), RE Karl Lorch (3), RLB Chris Hanburger (4), LCB Pat Fischer (3)

# YEARLY STATS

## 1978 (8-8) // COACH JACK PARDEE

Sept. 3	W	16-14	at New England	55,037
Sept. 10	W	35-30	Philadelphia	54,380
Sept. 17	W	28-10	at St. Louis	49,282
Sept. 24	W	23-3	New York Jets	54,729
Oct. 2	W	9-5	Dallas	55,031
Oct. 8	W	21-19	at Detroit	60,555
Oct. 15	L	10-17	at Philadelphia	65,722
Oct. 22	L	6-17	at New York Giants	76,192
Oct. 29	W	38-20	San Francisco	53,706
Nov. 6	L	17-21	at Baltimore	57,831
Nov. 12	W	16-13 (OT)	New York Giants	53,271
Nov. 19	L	17-27	St. Louis	52,460
Nov. 23	L	10-37	at Dallas	64,905
Dec. 3	L	0-16	Miami	52,860
Dec. 10	L	17-20	at Atlanta	54,178
Dec. 16	L	10-14	Chicago	49,774

	Redskins	Opponents
<b>TOTAL FIRST DOWNS</b>	261	283
Rushing	99	131
Passing	134	133
Penalty	28	19
<b>TOTAL NET YARDS</b>	4,648	4,914
Avg. Per Game	290.5	307.1
Total Plays	1,025	1,069
Avg. Per Play	4.5	4.6
<b>NET YARDS RUSHING</b>	2,083	2,536
Avg. Per Game	130.2	158.5
Total Rushes	536	625
<b>NET YARDS PASSING</b>	2,565	2,378
Avg. Per Game	160.3	148.6
Sacked/Yards Lost	46/413	35/323
Gross Yards	2,978	2,701
Attempts/Completions	443/212	409/197
Completion Pct.	47.9	48.2
Had Intercepted	21	22
<b>PUNT/AVERAGE</b>	103/39.4	104/37.3
<b>NET PUNTING AVG.</b>	33.9	30.8
<b>PENALTIES/YARDS</b>	117/999	85/796
<b>FUMBLES/LOST</b>	31/16	20/10
<b>TOUCHDOWNS</b>	31	30
Rushing	10	15
Passing	17	11
Returns	4	4

SCORE BY PERIODS	Q1	Q2	Q3	Q4	OT	PTS
REDSKINS	23	107	71	69	3	273
Opponents	81	61	66	75	0	283

SCORING	TD	Ru	Pa	Rt	PAT	FG	S	TP
Moseley	0	0	0	0	30/31	19/30	0	87
Fugett	7	0	7	0	0/0	0/0	0	42
Riggins	5	5	0	0	0/0	0/0	0	30
Thomas	5	3	2	0	0/0	0/0	0	30
McDaniel	4	0	4	0	0/0	0/0	0	24
REDSKINS	31	10	17	4	30/31	19/30	0	273
Opponents	30	15	11	4	29/30	24/34	1	283

RUSHING	No.	Yards	Avg.	Lg	TD
Riggins	248	1,014	4.1	31	5
Thomas	160	534	3.3	26	3
Theismann	37	177	4.8	20	1
REDSKINS	536	2,083	3.9	47	10
Opponents	625	2,536	4.1	59	15

PASSING	Att	Comp	Yards	Cmp%	Yards/Att	TD	TD%	Int	Int%	Long	Sack/Lost	Rating
Theismann	395	187	2,593	47.3	6.5	13	3.3	18	4.6	63	42/391	60.7
Kilmer	46	23	316	50.0	6.8	4	8.7	3	6.5	50	4/22	74.3
REDSKINS	439	212	2,978	48.0	6.8	17	3.9	21	4.8	63	46/413	63/8
Opponents	409	197	2,701	48.2	6.6	10	2.4	22	5.4	78	35/323	55.3

RECEIVING	No.	Yards	Avg.	Lg	TD
Buggs	36	575	16.0	63	2
Thomas	35	387	11.1	35	2
McDaniel	34	577	17.0	52	4
REDSKINS	212	2,978	14.0	63	17
Opponents	197	2,701	13.7	78	10

INTERCEPTIONS	No.	Yards	Avg.	Lg	TD
Scott	7	72	10.3	39	0
Williams	4	51	12.8	20	0
Parrish	4	21	5.3	23	0
REDSKINS	22	197	9.0	39	0
Opponents	21	480	22.9	59	1

PUNTING	No.	Yards	Avg.	Net	TB	In	Lg	Blk
Bragg	103	4,056	39.4	33.9	10	23	56	1
Opponents	104	3,882	37.3	30.8	6	20	59	1

PUNT RETURNS	Ret	FC	Yards	Avg.	Lg	TD
Green	42	13	443	10.5	80	1
REDSKINS	54	17	527	9.8	80	1
Opponents	49	24	328	6.7	73	2

KICKOFF RETURNS	No.	Yards	Avg.	Lg	TD
Green	34	870	25.6	99	1
REDSKINS	58	1,352	23.3	99	1
Opponents	55	965	17.5	44	0

FIELD GOALS	1-19	20-29	30-39	40-49	50+
Moseley	0/0	4/4	5/7	8/13	2/6
Opponents	2/2	9/9	12/16	1/4	0/3

**NOTABLE RECORD (FINISH):** 8-8 [3rd NFC East]  
**National Honors:** PR Tony Green: Pro Bowl; SS Ken Houston: Pro Bowl

**Starters:** Defense: WR Frank Grant (6), LT Terry Hermeling (16), LG Ron Saul (15), C Bob Kuziel (16), RG Dan Nugent (16), RT George Starke (9), TE Reggie Haynes (4), WR Danny Buggs (11), QB Joe Theismann (14), HB Mike Thomas (13), FB John Riggins (15), WR John McDaniel (11), LG/RT Jim Harlan (1/1), RT Jeff Williams (6), Jean Fugett (12), QB Billy Kilmer (2), WR Ricky Thompson (4), RB Clarence Harmon (3), HB Benny Malone (1)

Defense: LE/RE Ron McDole (9/1), LT Dave Butz (16), RT Diron Talbert (12), RE Coy Bacon (14), LLB Brad Dusek (16), MLB Harold McLinton (15), RLB Chris Hanburger (16), LCB Lemar Parrish (11), RCB Joe Lavender (16), SS Ken Houston (16), FS Jake Scott (16), RT Perry Brooks (1), RT Perry Brooks (3), LE/RE Karl Lorch (7/1), MLB Mike Curtis (2), LCB Gerard Williams (5)

# YEARLY STATS

## 1979 (10-6) // COACH JACK PARDEE

Sept. 2	L	27-29	Houston	54,282
Sept. 9	W	27-24	at Detroit	54,991
Sept. 17	W	27-0	New York Giants	54,672
Sept. 23	W	17-7	at St. Louis	50,680
Sept. 30	W	16-7	at Atlanta	56,810
Oct. 7	L	17-28	at Philadelphia	69,142
Oct. 14	W	13-9	at Cleveland	63,323
Oct. 21	W	17-7	Philadelphia	54,442
Oct. 28	L	10-14	New Orleans	52,133
Nov. 4	L	7-38	at Pittsburgh	49,462
Nov. 11	W	30-28	St. Louis	50,868
Nov. 19	W	34-20	Dallas	55,031
Nov. 25	L	6-14	at New York Giants	72,641
Dec. 2	W	38-21	Green Bay	51,682
Dec. 9	W	28-14	Cincinnati	52,882
Dec. 16	L	34-35	at Dallas	62,867

	Redskins	Opponents
<b>TOTAL FIRST DOWNS</b>	297	320
Rushing	126	126
Passing	144	165
Penalty	27	29
<b>TOTAL NET YARDS</b>	4,904	5,142
Avg. Per Game	306.5	321.4
Total Plays	1,044	1,058
Avg. Per Play	4.7	4.9
<b>NET YARDS RUSHING</b>	2,328	2,150
Avg. Per Game	145.5	134.4
Total Rushes	609	541
<b>NET YARDS PASSING</b>	2,576	2,992
Avg. Per Game	161.0	187.0
Sacked/Yards Lost	34/263	47/347
Gross Yards	2,839	3,339
Attempts/Completions	401/235	470/234
Completion Pct.	58.6	49.8
Had Intercepted	15	26
<b>PUNT/AVERAGE</b>	78/38.4	70/40.7
<b>NET PUNTING AVG.</b>	78/34.1	70/34.2
<b>PENALTIES/YARDS</b>	86/749	77/619
<b>FUMBLES/LOST</b>	21/10	34/21
<b>TOUCHDOWNS</b>	39	39
Rushing	17	21
Passing	20	18
Returns	2	0

SCORE BY PERIODS	Q1	Q2	Q3	Q4	OT	PTS
REDSKINS	61	130	57	100	0	348
Opponents	65	75	48	107	0	295

SCORING	TD	Ru	Pa	Rt	PAT	FG	S	TP
Moseley	0	0	0	0	39/39	25/33	0	114
Riggins	12	9	3	0	0/0	0/0	0	72
Harmon	5	0	5	0	0/0	0/0	0	30
REDSKINS	39	17	20	2	39/39	25/33	0	348
Opponents	39	21	18	0	37/39	8/17	0	295

RUSHING	No.	Yards	Avg.	Lg	TD
Riggins	260	1,153	4.4	66	9
Malone	176	472	2.7	14	3
Harmon	65	267	4.1	18	0
REDSKINS	609	2,328	3.8	66	17
Opponents	543	2,150	4.0	33	21

PASSING	Att	Comp	Yards	Cmp%	Yards/Att	TD	TD%	Int	Int%	Long	Sack/Lost	Rating
Theismann	395	233	2,797	59.0	7.1	20	5.1	13	3.3	62	34/263	84.0
REDSKINS	401	235	2,839	58.6	7.1	20	5.0	15	3.7	62	34/263	81.7
Opponents	470	234	3,339	49.8	7.1	18	3.8	26	5.5	65	47/349	62.9

RECEIVING	No.	Yards	Avg.	Lg	TD
Buggs	46	631	13.7	45	1
Harmon	32	434	13.6	40	5
Riggins	28	163	5.8	23	3
REDSKINS	235	2,839	12.1	62	20
Opponents	234	3,339	14.3	65	18

INTERCEPTIONS	No.	Yards	Avg.	Lg	TD
Parrish	9	65	7.2	23	0
Lavender	6	77	12.8	27	0
Murphy	3	29	9.7	16	0
REDSKINS	26	250	9.6	31	1
Opponents	15	82	5.5	28	0

PUNTING	No.	Yards	Avg.	Net	TB	In	Lg	Blk
Bragg	78	2,998	38.4	34.1	10	12	74	0
Opponents	70	2848	40.7	34.2	9	12	62	0

PUNT RETURNS	Ret	FC	Yards	Avg.	Lg	TD
Hardeman	24	6	207	8.6	52	0
REDSKINS	33	13	271	8.2	52	0
Opponents	29	19	135	4.7	16	0

KICKOFF RETURNS	No.	Yards	Avg.	Lg	TD
Hardeman	19	404	21.3	33	0
REDSKINS	55	1,145	20.8	38	0
Opponents	76	1,280	16.8	41	0

FIELD GOALS	1-19	20-29	30-39	40-49	50+
Moseley	2/2	5/5	8/9	9/14	1/3
Opponents	0/0	3/3	3/7	2/7	0/0

DEFENSE	T	S	A	FR
Murphy	152	78	74	2
Olkewicz	140	84	56	0
Dusek	116	75	41	3

**NOTABLE Record (Finish):** 10-6 (3rd NFC East)

**National Honors:** CB Lemar Parrish: PFWA All-Pro Team, NEA All-Pro Team, AP All-Pro Team, All-NFL Team, UPI All-NFC Team, Pro Bowl; Ken Houston: UPI All-NFC Team, Pro Bowl; Mark Moseley: UPI All-NFC Team, Pro Bowl

**Starters:** Offense: WR Danny Buggs (14), LT Terry Hermeling (16), LG Ron Saul (15), C Bob Kuziel (16), RG Jeff Williams (16), RT George Starke (16), TE Jean Fugett (6), WR Ricky Thompson (15), QB Joe Theismann (16), FB Clarence Harmon (1), FB John Riggins (15), HB Benny Malone (16), LG Fred Dean (1), TE Don Warren (10), WR John McDaniel (2), WR Chris DeFrance (1)

**Defense:** LE Joe Jones (3), LT Dave Butz (14), RT Diron Talbert (16), LE/RE Karl Lorch (13/2), LLB Brad Dusek (16), MLB Don Hover (7), RLB Rich Milot (7), LCB Lemar Parrish (16), RCB Joe Lavender (14), SS Ken Houston (13), FS Mark Murphy (16), RE Coy Bacon (14), LT Paul Smith (2), MLB Neal Olkewicz (9), RLB Pete Wysocki (9), RCB/SS Tony Peters (2/3)

# YEARLY STATS

## 1980 (6-10) // COACH JACK PARDEE

Sept. 8	L	3-17	Dallas	55,045
Sept. 14	W	23-21	at New York Giants	73,343
Sept. 21	L	21-24	at Oakland	45,163
Sept. 28	L	0-14	Seattle	53,263
Oct. 5	L	14-24	at Philadelphia	69,044
Oct. 13	L	17-20	at Denver	74,657
Oct. 19	W	23-0	St. Louis	51,060
Oct. 26	W	22-14	New Orleans	51,375
Nov. 2	L	14-39	Minnesota	52,060
Nov. 9	L	21-35	at Chicago	57,159
Nov. 15	L	0-24	Philadelphia	51,897
Nov. 23	L	10-14	at Dallas	58,809
Nov. 30	L	6-10	at Atlanta	55,665
Dec. 7	W	40-17	San Diego	48,556
Dec. 13	W	16-13	New York Giants	44,443
Dec. 21	W	31-7	at St. Louis	35,942

	Redskins	Opponents
<b>TOTAL FIRST DOWNS</b>	279	298
Rushing	108	144
Passing	149	127
Penalty	22	27
<b>TOTAL NET YARDS</b>	4,854	4,695
Avg. Per Game	303.4	293.4
Total Plays	1,039	1,020
Avg. Per Play	4.7	4.6
<b>NET YARDS RUSHING</b>	2,016	2,524
Avg. Per Game	126.0	157.8
Total Rushes	517	585
<b>NET YARDS PASSING</b>	2,838	2,171
Avg. Per Game	177.4	135.7
Sacked/Yards Lost	36/333	43/333
Gross Yards	3,171	2,504
Attempts/Completions	486/284	392/187
Completion Pct.	58.4	47.7
Had Intercepted	18	33
<b>PUNT/AVERAGE</b>	85/39.2	84/40.7
<b>NET PUNTING AVG.</b>	85/33.4	84/33.3
<b>PENALTIES/YARDS</b>	114/1,008	87/666
<b>FUMBLES/LOST</b>	35/18	25/12
<b>TOUCHDOWNS</b>	30	36
Rushing	12	16
Passing	17	17
Returns	1	3

SCORE BY PERIODS	Q1	Q2	Q3	Q4	OT	PTS
REDSKINS	43	80	61	77	0	261
Opponents	80	101	34	78	0	293

SCORING	TD	Ru	Pa	Rt	PAT	FG	S	TP
Moseley	0	0	0	0	27/30	18/33	0	81
Harmon	8	4	4	0	0/0	0/0	0	48
Thompson	5	0	5	0	0/0	0/0	0	30
REDSKINS	30	12	17	1	27/30	18/33	0	261
Opponents	36	16	17	3	36/36	13/16	0	293

RUSHING	No.	Yards	Avg.	Lg	TD
Jackson	176	708	4.0	55	3
Harmon	128	484	3.8	23	4
Hammond	45	265	5.9	36	0
REDSKINS	517	2,016	3.9	55	12
Opponents	585	2,524	4.3	50	16

PASSING	Att	Comp	Yards	Cmp%	Yards/Att	TD	TD%	Int	Int%	Long	Sack/Lost	Rating
Theismann	454	262	2,962	57.7	6.5	17	3.7	16	3.5	54	31/280	75.1
Kruczek	31	22	209	71.0	5.7	0	0.0	2	6.5	41	5/51	62.2
REDSKINS	486	284	3,171	58.4	6.5	17	3.5	18	3.7	54	36/333	75.1
Opponents	392	187	2,504	47.7	6.4	17	4.3	33	8.4	54	43/333	47.8

RECEIVING	No.	Yards	Avg.	Lg	TD
Monk	58	797	13.7	54	3
Harmon	54	534	9.9	45	4
Warren	31	323	10.4	35	0
REDSKINS	284	3,171	11.2	54	17
Opponents	187	2,504	13.4	54	17

INTERCEPTIONS	No.	Yards	Avg.	Lg	TD
Parrish	7	13	1.9	9	0
Lavender	6	96	16.0	51	1
Murphy	6	58	9.7	28	0
REDSKINS	33	319	9.7	51	1
Opponents	18	219	12.2	52	1

PUNTING	No.	Yards	Avg.	Net	TB	In	Lg	Blk
Connell	85	3,331	39.2	33.4	7	12	57	0
Opponents	84	3,422	40.7	33.3	13	14	57	0

PUNT RETURNS	Ret	FC	Yards	Avg.	Lg	TD
Nelms	48	5	487	10.1	64	0
REDSKINS	48	5	487	10.1	64	0
Opponents	52	14	351	6.8	52	0

KICKOFF RETURNS	No.	Yards	Avg.	Lg	TD
Nelms	38	810	21.3	51	0
REDSKINS	57	1,204	21.1	53	0
Opponents	60	1,112	18.5	70	1

FIELD GOALS	1-19	20-29	30-39	40-49	50+
Moseley	0/0	3/4	5/6	7/12	3/11
Opponents	1/1	5/5	5/5	0/3	1/2

DEFENSE	T	S	A	FR
Murphy	186	93	93	1
Coleman	118	81	37	2
Peters	107	70	37	0

**NOTABLE Record (Finish):** 6-10 (3rd NFC East)

**National Honors:** PR Mike Nelms: Pro Bowl; CB Lemar Parrish: PFWA All-Pro Team, NEA All-Pro Team, All-NFL Team, All-NFC Team, Pro Bowl; WR Art Monk: All-Rookie Team

**Starters:** Offense: WR John McDaniel (6), LT Terry Hermeling (11), LG Ron Saul (15), C Bob Kuziel (12), RG Jeff Williams (15), RT George Starke (13), TE Phil DuBois (1), WR Ricky Thompson (15), QB Joe Theismann (15), RB Buddy Hardeman (1), FB Clarence Harmon (14), WR Art Monk (11), LT/RT/RG Fred Dean (5/2/1), LG Dan Nugent (1), C Dan Peiffer (4), RT Gary Anderson (1), TE Don Warren (12), TE Rick Walker (4), RB Wilbur Jackson (14), QB Mike Kruczek (1), RB Bobby Hammond (1), RB Ricky Claitt (1)

**Defense:** LE Karl Lorch (16), LT Dave Butz (16), RT Perry Brooks (4), RE Coy Bacon (16), LLB/RLB Monte Coleman (2/8), MLB Rich Milot (5), RLB Pete Wysocki (8), LCB Lemar Parrish (16), RCB Joe Lavender (16), SS Ken Houston (5), FS Mark Murphy (16), RT Diron Talbert (5), RT Paul Smith (7), LLB Brad Dusek (14), MLB Neal Olkewicz (11), SS Tony Peters (11)

# YEARLY STATS

## 1981 (8-8) // COACH JOE GIBBS

Sept. 6	L	10-26	Dallas	55,045
Sept. 13	L	7-17	New York Giants	53,343
Sept. 20	L	30-40	at St. Louis Cardinals	47,592
Sept. 27	L	13-36	at Philadelphia	70,664
Oct. 4	L	17-30	San Francisco	51,843
Oct. 11	W	24-7	at Chicago	57,683
Oct. 18	L	10-13	at Miami	47,367
Oct. 25	W	24-22	New England	50,394
Nov. 1	W	42-21	St. Louis	50,643
Nov. 8	W	33-31	Detroit	52,090
Nov. 15	W	30-27 (OT)	at New York Giants	63,133
Nov. 22	L	10-24	at Dallas	64,583
Nov. 29	L	14-21	at Buffalo	59,624
Dec. 6	W	15-13	Philadelphia	52,206
Dec. 13	W	38-14	Baltimore	49,706
Dec. 20	W	30-7	at Los Angeles Rams	52,224

	Redskins	Opponents
<b>TOTAL FIRST DOWNS</b>	334	310
Rushing	136	133
Passing	173	152
Penalty	25	25

<b>POSSESSION AVG.</b>	31:23	28:37
<b>TOTAL NET YARDS</b>	5,623	5,206
Avg. Per Game	351.4	325.4
Total Plays	1,083	1,016
Avg. Per Play	5.2	5.1

<b>NET YARDS RUSHING</b>	2,157	2,161
Avg. Per Game	134.8	135.1
Total Rushes	532	532

<b>NET YARDS PASSING</b>	3,466	3,045
Avg. Per Game	216.6	190.3
Sacked/Yards Lost	30/277	32/265
Gross Yards	3,743	3,310
Attempts/Completions	525/307	452/214
Completion Pct.	58.5	47.3
Had Intercepted	22	24

<b>PUNT/AVERAGE</b>	73/40.0	80/41.6
<b>NET PUNTING AVG.</b>	33.4	32.8
<b>PENALTIES/YARDS</b>	98/940	107/916

<b>FUMBLES/LOST</b>	32/19	32/15
<b>TOUCHDOWNS</b>	42	43
Rushing	19	17
Passing	19	21
Returns	4	5

SCORE BY PERIODS	Q1	Q2	Q3	Q4	OT	PTS
REDSKINS	77	112	64	91	3	347
Opponents	64	110	61	114	0	349

SCORING	TD	Ru	Pa	Rt	PAT	FG	S	TP
Moseley	0	0	0	0	38/42	19/30	0	95
Riggins	13	13	0	0	0/0	0/0	0	78
Washington	7	4	3	0	0/0	0/0	0	42
Monk	6	0	6	0	0/0	0/0	0	36
REDSKINS	42	19	19	4	38/42	19/30	0	347
Opponents	43	17	21	5	38/43	17/24	1	349

RUSHING	No.	Yards	Avg.	Lg	TD
Washington	210	916	4.4	32	4
Riggins	195	714	3.7	24	13
Jackson	46	183	4	14	0
REDSKINS	532	2,157	4.1	32	19
Opponents	532	2,161	4.1	51	17

PASSING	Att	Comp	Yards	Cmp%	Yards/Att	TD	TD%	Int	Int%	Long	Sack/Lost	Rating
Theismann	496	293	3,568	59.1	7.1	19	3.8	20	4.0	79	28/259	77.3
REDSKINS	525	307	3,743	58.5	7.1	19	3.6	22	4.2	79	30/277	75.1
Opponents	452	214	3,310	47.3	7.3	21	4.6	24	5.3	58	32/265	65.3

RECEIVING	No.	Yards	Avg.	Lg	TD
Washington	70	558	8	29	3
Monk	56	894	16	79t	6
Metcalf	48	595	12.4	52	0
REDSKINS	307	3,743	12.2	79t	19
Opponents	214	3,310	15.5	58t	21

INTERCEPTIONS	No.	Yards	Avg.	Lg	TD
Murphy	7	68	9.7	29	0
Lavender	4	52	13	30	0
Coleman	3	52	17.3	52t	1
REDSKINS	24	249	10.4	52t	2
Opponents	22	391	17.8	96	1

PUNTING	No.	Yards	Avg.	Net	TB	In	Lg	Blk
Connell	73	2,923	40	33.4	5	13	57	0
Opponents	80	3,328	41.6	32.8	10	17	52	0

PUNT RETURNS	Ret	FC	Yards	Avg.	Lg	TD
Nelms	45	1	492	10.9	75t	2
REDSKINS	49	4	507	10.3	75t	2
Opponents	50	12	388	7.8	50t	1

KICKOFF RETURNS	No.	Yards	Avg.	Lg	TD
Nelms	37	1,099	29.7	84	0
REDSKINS	67	1,673	25	84	0
Opponents	69	1,275	18.5	43	0

FIELD GOALS	1-19	20-29	30-39	40-49	50+
Moseley	1/1	7/8	6/8	5/12	0/1
Opponents	1/1	9/10	2/5	4/5	1/3

DEFENSE	T	S	A	FR
Murphy	197	127	70	3
Olkewicz	188	127	61	0
Coleman	115	77	38	1

**NOTABLE RECORD (Finish):** 8-8 (4th NFC East)

**National Honors:** KR Mike Nelms: PFWA All-Pro Team, All-NFL Team, Pro Bowl; T Joe Jacoby: PFWA All-Rookie Team

**Starters:** Offense: WR Ricky Thompson (5), LT Mark May (8), LG Russ Grimm (13), C Jeff Bostic (16), RG Melvin Jones (10), RT George Starke (13), TE Don Warren (16), WR Art Monk (16), QB Joe Theismann (16), RB Joe Washington (13), RB John Riggins (4), TE Richard Caster (1), HB Terry Metcalf (2), FB Wilbur Jackson (2), TE Rick Walker (14), LG/RT/LT Joe Jacoby (2/3/8), LG/RG Ron Saul (1/6), WR Virgil Seay (7)

**Defense:** LE Karl Lorch (10), LT Dave Butz (16), RT Perry Brooks (12), RE Coy Bacon (3), LLB/RLB Monte Coleman (6/5), MLB Neal Olkewicz (14), RLB/LLB Rich Milot (4/2), LCB Jeris White (8), RCB Joe Lavender (16), SS Tony Peters (16), FS Mark Murphy (16), LCB Lemar Parrish (8), LE/RE/RT Mat Mendenhall (6/4/1), RT Wilbur Young (3), RE Dexter Manley (9), LLB/RLB Brad Dusek (7/2), MLB Pete Cronan (2) RLB/LLB Mel Kaufman (5/1)

# YEARLY STATS

## 1982 (8-1) // COACH JOE GIBBS

Sept. 12	W	37-34	at Philadelphia	68,885
Sept. 19	W	21-13	at Buccaneers	66,187
Nov. 21	W	27-17	at New York Giants	70,766
Nov. 28	W	13-9	Philadelphia	48,313
Dec. 5	L	10-24	Dallas	54,633
Dec. 12	W	12-7	at St. Louis	35,308
Dec. 19	W	15-14	New York Giants	50,030
Dec. 26	W	27-10	at New Orleans	48,667
Jan. 2	W	28-0	St. Louis	52,554
			Playoffs	
Jan. 8	W	31-7	Detroit	55,045
Jan. 15	W	21-7	Minnesota	54,592
Jan. 22	W	31-17	Dallas	55,045
Jan. 30	W	27-17	Miami	103,667

DNP (Home): Cleveland, Pittsburgh, San Francisco, Minnesota  
 DNP (Away): Dallas, Houston, Cincinnati

	Redskins	Opponents
<b>TOTAL FIRST DOWNS</b>	165	150
Rushing	66	46
Passing	87	93
Penalty	12	11
<b>POSSESSION AVG.</b>	32:19	27:41
<b>TOTAL NET YARDS</b>	2,985	2,560
Avg. Per Game	331.7	284.4
Total Plays	598	554
Avg. Per Play	5.0	4.6
<b>NET YARDS RUSHING</b>	1,140	946
Avg. Per Game	126.7	105.1
Total Rushes	315	247
<b>NET YARDS PASSING</b>	1,845	1,714
Avg. Per Game	205.0	190.4
Sacked/Yards Lost	30/223	32/256
Gross Yards	2,068	1,970
Attempts/Completions	253/162	275/146
Completion Pct.	64.0	53.1
Had Intercepted	9	11
<b>PUNT/AVERAGE</b>	52/37.3	56/40.1
<b>NET PUNTING AVG.</b>	33.3	33.2
<b>PENALTIES/YARDS</b>	46/404	52/572
<b>FUMBLES/LOST</b>	15/7	23/13
<b>TOUCHDOWNS</b>	19	16
Rushing	5	8
Passing	13	8
Returns	1	0

SCORE BY PERIODS	Q1	Q2	Q3	Q4	OT	PTS
REDSKINS	36	67	22	62	3	190
Opponents	17	33	43	35	0	128

SCORING	TD	Ru	Pa	Rt	PAT	FG	S	TP
Moseley	0	0	0	0	16/19	20/21	0	76
Brown	8	0	8	0	0/0	0/0	0	48
Riggins	3	3	0	0	0/0	0/0	0	18
REDSKINS	19	5	13	1	16/19	20/21	0	190
Opponents	16	8	8	0	14/16	6/9	0	128

RUSHING	No.	Yards	Avg.	Lg	TD
Riggins	177	553	3.1	19	3
Washington	44	190	4.3	40	1
Harmon	38	168	4.4	20	1
REDSKINS	315	1140	3.6	40	5
Opponents	247	946	3.8	64	8

PASSING	Att	Comp	Yards	Cmp%	Yards/Att	TD	TD%	Int	Int%	Long	Sack/Lost	Rating
Theismann	252	161	2,033	63.9	8.1	13	5.2	9	3.6	78	30/223	91.3
REDSKINS	253	162	2,068	64.0	8.2	13	5.1	9	3.6	78	30/223	91.5
Opponents	275	146	1,970	53.1	7.2	8	2.9	11	4.0	62	32/256	69.3

RECEIVING	No.	Yards	Avg.	Lg	TD
Monk	35	447	12.8	43	1
Brown	32	690	21.6	78t	8
Warren	27	310	11.5	29	0
REDSKINS	162	2068	12.8	78t	13
Opponents	146	1970	13.5	62	8

INTERCEPTIONS	No.	Yards	Avg.	Lg	TD
Dean	3	62	20.7	26	0
White	3	4	1.3	4	0
Murphy	2	0	0	0	0
REDSKINS	11	85	7.7	26	0
Opponent	9	68	7.6	15	0

PUNTING	No.	Yards	Avg.	Net	TB	In	Lg	Blk
Hayes	51	1937	38	33.3	5	10	58	1
REDSKINS	52	1937	37.3	33.3	5	10	58	1
Opponents	56	2247	40.1	33.2	3	5	58	1

PUNT RETURNS	Ret	FC	Yards	Avg.	Lg	TD
Nelms	32	0	252	7.9	28	0
REDSKINS	38	2	295	7.8	28	0
Opponents	30	2	106	3.5	11	0

KICKOFF RETURNS	No.	Yards	Avg.	Lg	TD
Nelms	23	557	24.2	58	0
REDSKINS	30	649	21.6	58	0
Opponents	41	728	17.8	33	0

FIELD GOALS	1-19	20-29	30-39	40-49	50+
Moseley	1/1	6/6	8/8	5/6	0/0
Opponents	0/0	1/2	2/2	3/4	0/1

DEFENSE	T	S	A	FR
Murphy	100	55	45	0
Olkewicz	88	55	33	3
Milot	73	41	32	0

**SACKS:** Dexter Manley 6.5, Tony McGee 6.5, Dave Butz 4.5, Rich Milot 3.0, Neal Olkewicz 3.0, Darryl Grant 2.5, Mel Kaufman 1.5, Perry Brooks 1.0, Todd Lieberstein 1.0, Mat Mendenhall 1.0, Mark Murphy 1.0, Larry Kubin 0.5

**NOTABLE RECORD (Finish):** 8-1 (Super Bowl XVII Champion)

**National Honors:** Coach Joe Gibbs: NFL Coach of the Year; WR Charlie Brown: Pro Bowl, All-Rookie Team; CB Vernon Dean: All-Rookie team; K Mark Moseley: Pro Bowl, PFWA All-Pro Team, NEA All-Pro Team, AP All-Pro Team, All-NFL Team; KR Mike Nelms: Pro Bowl, PFWA All-Pro Team, All-NFL Team, UPI All-NFC Team; SS Tony Peters: Pro Bowl, UPI All-NFC Team; QB Joe Theismann: Pro Bowl, UPI All-NFC Team

**Starters:** Offense: WR Charlie Brown (9), LT Joe Jacoby (9), LG Russ Grimm (9), C Jeff Bostic (9), RG Mark May (9), RT George Starke (9), TE Don Warren (9), WR Art Monk (9), QB Joe Theismann (9), TE Michael Williams (1), FB John Riggins (8), TE Rick Walker (6), RB Joe Washington (1), RB Wilbur Jackson (1), WR Virgil Seay (1)

**Defense:** LE Mat Mendenhall (9), LT Dave Butz (9), RT Perry Brooks (5), RE Dexter Manley (4), LLB Monte Coleman (2), MLB Neal Olkewicz (9), RLB Rich Milot (9), LCB Jeris White (9), RCB Joe Lavender (1), SS Tony Peters (9), FS Mark Murphy (9), RT Darryl Grant (4), LLB Mel Kaufman (7), RCB Vernon Dean (8)

# YEARLY STATS

## 1983 (14-2) // COACH JOE GIBBS

Sept. 5	L	30-31	Dallas	55,045
Sept. 11	W	23-13	at Philadelphia	69,542
Sept. 18	W	27-12	Kansas City	52,610
Sept. 25	W	27-17	at Seattle	60,718
Oct. 2	W	37-35	Los Angeles Raiders	54,016
Oct. 9	W	38-14	at St. Louis	42,698
Oct. 17	L	47-48	at Green Bay	55,255
Oct. 23	W	38-17	Detroit	53,189
Oct. 31	W	27-24	at San Diego	46,120
Nov. 6	W	45-7	St. Louis	51,380
Nov. 13	W	39-17	at New York Giants	71,482
Nov. 20	W	42-20	at Los Angeles Rams	63,081
Nov. 27	W	28-24	Philadelphia	54,329
Dec. 4	W	37-21	Atlanta	52,074
Dec. 11	W	31-10	at Dallas	65,074
Dec. 17	W	31-22	New York Giants	53,874
Playoffs				
Jan. 1	W	51-7	Los Angeles Rams	55,363
Jan. 8	W	24-21	San Francisco	55,363
Super Bowl XVIII - Tampa, Fla.				
Jan. 22	L	9-38	Los Angeles Raiders	72,920

	Redskins	Opponents
<b>TOTAL FIRST DOWNS</b>	353	290
Rushing	165	76
Passing	173	196
Penalty	15	18
<b>POSSESSION AVG.</b>	33:44	26:16
<b>TOTAL NET YARDS</b>	6,139	5,264
Avg. Per Game	383.7	329.0
Total Plays	1,127	969
Avg. Per Play	5.4	5.4
<b>NET YARDS RUSHING</b>	2,625	1,289
Avg. Per Game	164.1	80.6
Total Rushes	627	349
<b>NET YARDS PASSING</b>	3,514	3,975
Avg. Per Game	219.6	248.4
Sacked/Yards Lost	35/251	51/402
Gross Yards	3,765	4,377
Attempts/Completions	463/278	570/301
Completion Pct.	60.0	52.8
Had Intercepted	11	34
<b>PUNT/AVERAGE</b>	72/38.8	65/42.2
<b>NET PUNTING AVG.</b>	72/32.6	65/36.1
<b>PENALTIES/YARDS</b>	90/775	80/710
<b>FUMBLES/LOST</b>	13/7	46/27
<b>TOUCHDOWNS</b>	63	39
Rushing	30	9
Passing	29	28
Returns	4	2

SCORE BY PERIODS	Q1	Q2	Q3	Q4	OT	PTS
REDSKINS	127	153	129	132	0	541
Opponents	42	86	83	131	0	332

SCORING	TD	Ru	Pa	Rt	PAT	FG	S	TP
Moseley	0	0	0	0	62/63	33/47	0	161
Riggins	24	24	0	0	0/0	0/0	0	144
Brown	8	0	8	0	0/0	0/0	0	48
Washington	6	0	6	0	0/0	0/0	0	36
REDSKINS	63	30	29	4	62/63	33/47	1	541
Opponents	39	9	28	2	38/39	20/28	0	332

RUSHING	No.	Yards	Avg.	Lg	TD
Riggins	375	1,347	3.6	44	24
Washington	145	772	5.3	41	0
REDSKINS	629	2,625	4.2	48	30
Opponents	349	1,289	3.7	77	9

PASSING	Att	Comp	Yards	Cmp%	Yards/Att	TD	TD%	Int	Int%	Long	Sack/Lost	Rating
Theismann	459	276	3,714	60.1	8.1	29	6.3	11	2.4	84	34/242	97.0
REDSKINS	463	278	3,765	60.0	8.1	29	6.3	11	2.4	84	35/251	97.0
Opponents	570	301	4,377	52.8	7.7	28	4.9	34	6.0	99t	51/402	69.4

RECEIVING	No.	Yards	Avg.	Lg	TD
Brown	78	1,225	15.7	75t	8
Monk	47	746	15.9	43t	5
Washington	47	454	9.7	67	6
REDSKINS	278	3,765	13.5	84	29
Opponents	301	4,377	14.5	99t	28

INTERCEPTIONS	No.	Yards	Avg.	Lg	TD
Murphy	9	127	14.1	48	0
Dean	5	54	10.8	26	0
REDSKINS	34	447	13.1	70t	1
Opponents	11	90	8.2	33	0

PUNTING	No.	Yards	Avg.	Net	TB	In	Lg	Blk
Hayes	72	2,796	38.8	32.6	2	29	56	0
Opponents	65	2,744	42.2	36.1	1	5	60	1

PUNT RETURNS	Ret	FC	Yards	Avg.	Lg	TD
Nelms	38	1	289	7.6	35	0
REDSKINS	49	6	377	7.7	42	0
Opponents	41	11	407	9.9	97t	1

KICKOFF RETURNS	No.	Yards	Avg.	Lg	TD
Nelms	35	802	22.0	41	0
REDSKINS	62	1,306	20.7	58	0
Opponents	91	1,772	19.5	57	0

FIELD GOALS	1-9	20-29	30-39	40-49	50+
Moseley	1/1	10/10	14/19	7/14	1/3
Opponents	1/1	8/8	5/7	4/10	2/2

DEFENSE	T	S	A	FF	FR
Olkewicz	144	78	66	2	2
Murphy	132	71	61	2	0
Milot	111	67	44	0	0

**SACKS:** Dave Butz 11.5, Dexter Manley 11.0, Tony McGee 10.0, Charles Mann 3.0, Perry Brooks 2.5, Darryl Grant 2.5, Monte Coleman 2.0, Neal Olkewicz 2.0, Mel Kaufman 1.5, Todd Lieberstein 1.5, Rich Milot 1.5, Ken Coffey 1.0, Mark Murphy 1.0

**NOTABLE Record (Finish):** 14-2 (NFC Champions)

**National Honors:** QB Joe Theismann: AP NFL MVP, Offensive Player-of-the-Year, Pro Bowl Player of the Game, All-NFL Team; RB John Riggins: Maxwell Club Player of the Year, AP All-Pro, All-NFL Team; C Jeff Bostic: UPI All-NFC, Pro Bowl; WR Charlie Brown: Pro Bowl; DT Dave Butz: AP All-Pro, All-NFL, Pro Bowl; G Russ Grimm: AP All-Pro, All-NFL, UPI All-NFC, Pro Bowl; FS Mark Murphy: AP All-Pro, All-NFL, UPI All-NFC, Pro Bowl; CB Darrell Green: PFWA All-Rookie; KR Mike Nelms: AP All-Pro, All-NFL; Coach Joe Gibbs: PFWA NFC Coach of the Year, The Sporting News Coach of the Year, Pro Football Weekly Coach of the Year, College and Pro Football Newsweekly Coach of the Year, Football Digest Coach of the Year

**Starters:** Offense: WR Charlie Brown (13), TE Rick Walker (16), LT Joe Jacoby (16), LG Russ Grimm (16), C Jeff Bostic (16), RG Mark May (15), RT George Starke (16), TE Don Warren (13), WR Alvin Garrett (6), QB Joe Theismann (16), RB John Riggins (15), TE Clint Didier (2), RG Ken Huff (1), WR Art Monk (11), WR Virgil Seay (3), RB Joe Washington (1)

Defense: LE Todd Liebenstein (15), LT Dave Butz (16), RT Darryl Grant (16), RE Dexter Manley (16), LLB Mel Kaufman (16), MLB Neal Olkewicz (16), RLB Rich Milot (16), LCB Darrell Green (16), RCB Vernon Dean (13), SS Curtis Jordan (11), FS Mark Murphy (15), SS Ken Coffey (5), LE Charles Mann (1), RCB Anthony Washington (3), FS Greg Williams (1)

# YEARLY STATS

## 1984 (11-5) // COACH JOE GIBBS

Date	Result	Score	Opponent	Points
Sept. 2	L	17-35	Miami	53,683
Sept. 10	L	31-37	at San Francisco	59,707
Sept. 16	W	30-14	New York Giants	52,997
Sept. 23	W	26-10	at New England	60,503
Sept. 30	W	20-0	Philadelphia	53,064
Oct. 7	W	35-7	at Indianapolis	60,012
Oct. 14	W	34-14	Dallas	55,431
Oct. 21	L	24-26	at St. Louis	50,262
Oct. 28	L	13-37	at New York Giants	76,192
Nov. 5	W	27-14	Atlanta	51,301
Nov. 11	W	28-14	Detroit	50,212
Nov. 19	L	10-16	at Philadelphia	63,117
Nov. 25	W	41-14	Buffalo	51,513
Nov. 29	W	31-17	at Minnesota	55,017
Dec. 9	W	30-28	at Dallas	64,286
Dec. 16	W	29-27	St. Louis	54,299
Dec. 30	L	19-23	Playoffs Chicago	55,431

	Redskins	Opponents
<b>TOTAL FIRST DOWNS</b>	339	307
Rushing	154	91
Passing	164	194
Penalty	21	22
<b>POSSESSION AVG.</b>	30:36	29:34
<b>TOTAL NET YARDS</b>	5,350	5,361
Avg. Per Game	334.4	335.1
Total Plays	1,121	1,030
Avg. Per Play	4.8	5.2
<b>NET YARDS RUSHING</b>	2,274	1,589
Avg. Per Game	142.1	99.3
Total Rushes	588	390
<b>NET YARDS PASSING</b>	3,076	3,772
Avg. Per Game	192.3	235.8
Sacked/Yards Lost	48/341	66/529
Gross Yards	3,417	4,301
Attempts/Completions	485/286	575/318
Completion Pct.	59.0	55.3
Had Intercepted	13	21
<b>PUNT/AVERAGE</b>	73/38.8	78/39.9
<b>NET PUNTING AVG.</b>	34.9	32.1
<b>PENALTIES/YARDS</b>	80/719	84/803
<b>FUMBLES/LOST</b>	33/15	32/22
<b>TOUCHDOWNS</b>	51	39
Rushing	20	13
Passing	24	25
Returns	7	1

SCORE BY PERIODS	Q1	Q2	Q3	Q4	OT	PTS
REDSKINS	89	144	108	85	0	426
Opponents	73	70	107	60	0	310

SCORING	TD	Ru	Pa	Rt	PAT	FG	S	TP
Moseley	0	0	0	0	48/51	24/31	0	120
Riggins	14	0	0	0	0/0	0/0	0	84
Monk	7	0	7	0	0/0	0/0	0	42
REDSKINS	51	20	24	7	48/51	24/31	0	426
Opponents	39	13	25	1	37/39	13/20	0	310

RUSHING	No.	Yards	Avg.	Lg	TD
Riggins	327	1,239	3.8	24	14
Griffin	97	408	4.2	31	0
REDSKINS	588	2,274	3.9	31	20
Opponents	390	1,589	4.1	39	13

PASSING	Att	Comp	Yards	Cmp%	Yards/Att	TD	TD%	Int	Int%	Long	Sack/Lost	Rating
Theismann	477	283	3,391	59.3	7.1	24	5.0	13	2.7	80	48/341	86.5
REDSKINS	485	286	3,417	59.0	7.1	24	4.9	13	2.7	80	48/341	85.7
Opponents	575	318	4,301	55.3	7.5	25	4.3	21	3.7	83	66/529	78.2

RECEIVING	No.	Yards	Avg.	Lg	TD
Monk	106	1,372	12.9	72	7
Muhammad	42	729	17.4	80t	4
Didier	30	350	11.7	44	5
REDSKINS	286	3,417	11.9	80t	24
Opponents	318	4,301	13.5	83t	25

INTERCEPTIONS	No.	Yards	Avg.	Lg	TD
Hayes	7	114	16.3	36t	2
Green	5	101	20.2	50	1
Milot	3	42	14.0	25	0
REDSKINS	21	401	19.1	50	4
Opponents	13	159	12.2	40	0

PUNTING	No.	Yards	Avg.	Net	TB	In	Lg	Blk
Hayes	72	2,834	39.4	34.9	5	13	59	1
REDSKINS	73	2,834	38.8	34.9	5	13	59	1
Opponents	78	3,114	39.9	32.1	7	16	64	1

PUNT RETURNS	Ret	FC	Yards	Avg.	Lg	TD
Nelms	49	1	428	8.7	46	0
REDSKINS	55	2	474	8.6	46	0
Opponents	38	16	187	4.9	14	0

KICKOFF RETURNS	No.	Yards	Avg.	Lg	TD
Nelms	42	860	20.1	36	0
REDSKINS	60	1,174	19.6	31	0
Opponents	73	1,404	19.2	89t	1

FIELD GOALS	1-19	20-29	30-39	40-49	50+
Moseley	1/1	9/10	12/13	1/5	1/2
Opponents	2/2	3/3	5/7	3/6	0/2

DEFENSE	T	S	A	FF	FR
Olkewicz	149	86	63	1	2
Jordan	144	79	65	1	1
Milot	112	68	44	0	0

**SACKS:** Dexter Manley 13.5, Monte Coleman 10.5, Darryl Grant 8.0, Charles Mann 7.0, Perry Brooks 5.5, Mel Kaufman 5.5, Dave Butz 4.5, Tony McGee 4.5, Rich Milot 4.0, Tom Beasley 2.0, Neal Olkewicz 1.0

**NOTABLE Record (Finish):** 11-5 (1st NFC East)

**National Honors:** CB Darrell Green: Pro Bowl, G Russ Grimm: Pro Bowl, PFWA All-Pro Team, NEA All-Pro Team, APAll-Pro Team, All-NFL Team, UPI All-NFC Team, T Joe Jacoby: Pro Bowl, PFWA All-Pro Team, APAll-Pro Team, All-NFL Team, UPI All-NFC Team, WR Art Monk: Pro Bowl, PFWA All-Pro Team, Associated Press All-Pro Team, All NFL Team, UPI All-NFC Team

**Starters:** Offense: WR Charlie Brown (4), TE Rick Walker (14), LT Joe Jacoby (16), LG Russ Grimm (16), C Jeff Bostic (8), RG/RT Mark May (7/9), RT George Starke (7), TE Don Warren (16), WR Art Monk (16), QB Joe Theismann (16), RB John Riggins (14), TE Clint Didier (2), RG Ken Huff (9), RB Keith Griffin (2), WR Virgil Seay (2), WR Calvin Muhammad (8), WR Mark McGrath (2), C Rick Donnalley (8)

Defense: LE Todd Liebenstein (1), LT Dave Butz (15), RT Perry Brooks (11), RE Dexter Manley (14), LLB Mel Kaufman (15), MLB Neal Olkewicz (16), RLB Rich Milot (12), LCB Darrell Green (16), RCB Anthony Washington (2), SS Tony Peters (6), FS Mark Murphy (2), LE Charles Mann (15), LT/RE Tom Beasley (1/2), RT Darryl Grant (15), LLB/RLB Monte Coleman (1/4), RCB Vernon Dean (14), SS Ken Coffey (10), FS Curtis Jordan (14)



# YEARLY STATS

## 1985 (10-6) // COACH JOE GIBBS

Sept. 9	L	14-44	at Dallas	62,292
Sept. 15	W	16-13	Houston	53,553
Sept. 22	L	6-19	Philadelphia	53,748
Sept. 29	L	10-45	at Chicago	63,708
Oct. 7	W	27-10	St. Louis	53,134
Oct. 13	W	24-3	Detroit	52,845
Oct. 20	L	3-17	at New York Giants	74,389
Oct. 27	W	14-7	at Cleveland	78,540
Nov. 3	W	44-10	at Atlanta	42,209
Nov. 10	L	7-13	Dallas	55,750
Nov. 18	W	23-21	New York Giants	53,371
Nov. 24	W	30-23	at Pittsburgh	59,293
Dec. 1	L	8-35	San Francisco	51,321
Dec. 8	W	17-12	at Philadelphia	60,737
Dec. 15	W	27-24	Cincinnati	50,544
Dec. 21	W	27-16	at St. Louis	28,090

	Redskins	Opponents
<b>TOTAL FIRST DOWNS</b>	319	244
Rushing	147	94
Passing	157	134
Penalty	15	16
<b>POSSESSION AVG.</b>	33:17	26:43
<b>TOTAL NET YARDS</b>	5,338	4,480
Avg. Per Game	333.6	280.0
Total Plays	1,135	941
Avg. Per Play	4.7	4.8
<b>NET YARDS RUSHING</b>	2,523	1,734
Avg. Per Game	157.7	108.4
Total Rushes	571	424
<b>NET YARDS PASSING</b>	2,815	2,746
Avg. Per Game	175.9	171.6
Sacked/Yards Lost	52/428	52/378
Gross Yards	3,243	3,124
Attempts/Completions	512/280	465/239
Completion Pct.	54.7	51.4
Had Intercepted	21	23
<b>PUNT/AVERAGE</b>	73/40.7	85/43.8
<b>NET PUNTING AVG.</b>	73/32.4	85/36.0
<b>PENALTIES/YARDS</b>	74/596	89/699
<b>FUMBLES/LOST</b>	27/19	28/11
<b>TOUCHDOWNS</b>	33	35
Rushing	20	11
Passing	13	19
Returns	0	5

SCORE BY PERIODS	Q1	Q2	Q3	Q4	OT	PTS
REDSKINS	81	105	44	67	0	297
Opponents	59	107	78	68	0	312

SCORING	TD	Ru	Pa	Rt	PAT	FG	S	TP
Moseley	0	0	0	0	31/33	22/34	0	97
Riggins	8	8	0	0	0/0	0/0	0	48
Rogers	7	7	0	0	0/0	0/0	0	42
Clark	5	0	5	0	0/0	0/0	0	30
REDSKINS	33	20	13	0	31/33	22/35	1	297
Opponents	35	11	19	5	34/35	22/28	1	312

RUSHING	No.	Yards	Avg.	Lg	TD
Rogers	231	1,093	4.7	35	7
Riggins	176	677	3.8	51	8
Griffin	102	473	4.6	66t	3
REDSKINS	571	2,523	4.4	66t	20
Opponents	424	1,734	4.1	64	11

PASSING	Att	Comp	Yards	Cmp%	Yards/Att
Theismann	301	167	1,774	55.5	5.9
Schroeder	209	112	1,458	53.6	6.9
REDSKINS	512	280	3,243	54.7	6.3
Opponents	465	239	3,124	51.4	6.7

RECEIVING	No.	Yards	Avg.	Lg	TD
Monk	91	1,226	13.5	53	2
Clark	72	926	12.9	55	5
Didier	41	433	10.6	29	4
REDSKINS	280	3,243	11.6	55	13
Opponents	239	3,124	13.1	69	19

INTERCEPTIONS	No.	Yards	Avg.	Lg	TD
Jordan	5	88	17.6	36	0
Dean	5	8	1.6	8	0
Kaufman	3	10	3.3	10	0
REDSKINS	23	220	9.6	36	0
Opponents	21	215	10.2	90	2

PUNTING	No.	Yards	Avg.	Net	TB	In	Lg	Blk
Cox	52	2,175	41.8	32.4	13	15	57	0
REDSKINS	73	2,973	40.7	32.4	16	19	57	0
Opponents	85	3,723	43.8	36.0	8	24	68	1

PUNT RETURNS	Ret	FC	Yards	Avg.	Lg	TD
Jenkins	26	9	272	10.5	28	0
REDSKINS	47	11	508	10.7	37	0
Opponents	32	11	285	8.9	56	0

KICKOFF RETURNS	No.	Yards	Avg.	Lg	TD
Jenkins	41	1,018	24.8	95	0
REDSKINS	60	1,349	22.5	95	0
Opponents	53	1,186	22.4	99t	2

FIELD GOALS	1-19	20-29	30-39	40-49	50+
Moseley	0/0	7/8	8/13	7/12	0/1
Opponents	0/0	5/5	9/11	7/9	1/3

DEFENSE	T	S	A	FF	FR
Jordan	178	104	73	1	2
Olkewicz	174	105	69	4	1
Milot	145	89	56	0	0

**SACKS:** Dexter Manley 15.0, Charles Mann 14.5, Dean Hamel 6.0, Dave Butz 5.0, Mel Kaufman 4.0, Rich Milot 3.0, Darryl Grant 1.5, Tom Beasley 1.0, Monte Coleman 1.0, Steve Hamilton 1.0

**NOTABLE Record (Finish):** 10-6 (3rd NFC East)

**National Honors:** G Russ Grimm: PFWA All-Pro, NEA All-NFL, AP All-Pro, All-NFL, UPI All-NFC, Pro Bowl; WR Art Monk: UPI All-NFC, Pro Bowl; T Joe Jacoby: Pro Bowl; CB Raphael Cherry: PFWA All-Rookie

**Starters:** Offense: WR Calvin Muhammad (5), WR Malcolm Barnwell (2), LT Joe Jacoby (11), LG/LT Russ Grimm (14/2), C Rick Donnalley (12), RG Ken Huff (15), RT Mark May (16), TE Don Warren (16), WR Art Monk (14), QB Joe Theismann (11), RB John Riggins (11), C/LG Jeff Bostic (4/2), WR Gary Clark (10), TE Clint Didier (14), TE Anthony Jones (2), LT Dan McQuaid (3), RB George Rogers (5), QB Jay Schroeder (5), RB Otis Wonsley (1), RG/RC Thielemann (1)

Defense: LE Charles Mann (16), LT Dave Butz (16), RT Darryl Grant (8), RE Dexter Manley (16), LLB Mel Kaufman (15), MLB Neal Olkewicz (16), RLB Rich Milot (16), LCB Darrell Green (16), RCB Vernon Dean (16), SS Tony Peters (10), FS Curtis Jordan (16), SS Raphael Cherry (6), LLB Monte Coleman (1), RT Dean Hamel (8)

	TD	TD%	Int	Int%	Long	Sack/Lost	Rating
Theismann	8	2.7	16	5.3	55	37/314	59.6
Schroeder	5	2.4	5	2.4	53	15/114	73.8
REDSKINS	13	2.5	21	4.1	55	52/428	65.3
Opponents	13	4.1	23	4.9	69	52/378	66.2

# YEARLY STATS

## 1986 (12-4) // COACH JOE GIBBS

Sept. 7	W	41-14	Philadelphia	53,982
Sept. 14	W	10-6	Los Angeles Raiders	55,235
Sept. 21	W	30-27	at San Diego	57,853
Sept. 28	W	19-14	Seattle	54,157
Oct. 5	W	14-6 at	New Orleans	57,378
Oct. 12	L	6-30 at	Dallas	63,264
Oct. 19	W	28-21	St. Louis	53,494
Oct. 27	L	20-27	at New York Giants	75,923
Nov. 2	W	44-38 (OT)	Minnesota	51,928
Nov. 9	W	16-7	at Green Bay	47,728
Nov. 17	W	14-6	San Francisco	54,774
Nov. 23	W	41-14	Dallas	55,642
Nov. 30	W	20-17	at St. Louis	35,637
Dec. 7	L	14-24	New York Giants	55,642
Dec. 13	L	30-31	at Denver	75,905
Dec. 21	W	21-14	at Philadelphia	61,816
Playoffs				
Dec. 28	W	19-7	Los Angeles Rams	54,180
Jan. 3	W	27-13	at Chicago	65,341
Jan. 11	L	0-17	at New York Giants	76,891

	Redskins	Opponents
<b>TOTAL FIRST DOWNS</b>	312	316
Rushing	112	103
Passing	177	181
Penalty	23	32
<b>POSSESSION AVG.</b>	29:56	30:04
<b>TOTAL NET YARDS</b>	5,601	5,297
Avg. Per Game	350.1	331.1
Total Plays	1,044	1,046
Avg. Per Play	5.4	5.1
<b>NET YARDS RUSHING</b>	1,732	1,805
Avg. Per Game	108.3	112.8
Total Rushes	474	459
<b>NET YARDS PASSING</b>	3,869	3,492
Avg. Per Game	241.8	218.3
Sacked/Yards Lost	28/240	55/424
Gross Yards	4,109	3,916
Attempts/Completions	542/276	532/302
Completion Pct.	50.9	56.8
Had Intercepted	22	19
<b>PUNT/AVERAGE</b>	75/43.6	95/41.3
<b>NET PUNTING AVG.</b>	36.4	33.8
<b>PENALTIES/YARDS</b>	94/860	115/1026
<b>FUMBLES/LOST</b>	29/10	21/9
<b>TOUCHDOWNS</b>	46	35
Rushing	23	14
Passing	22	21
Returns	1	0

SCORE BY PERIODS	Q1	Q2	Q3	Q4	OT	PTS
REDSKINS	79	101	92	90	6	368
Opponents	82	77	68	69	0	296

SCORING	TD	Ru	Pa	Rt	PAT	FG	S	TP
Rogers	18	18	0	0	0/0	0/0	0	108
Zendejas	0	0	0	0	23/28	9/14	0	50
Bryant	7	4	3	0	0/0	0/0	0	42
Clark	7	0	7	0	0/0	0/0	0	42
REDSKINS	46	23	22	1	38/45	18/32	0	368
Opponents	35	14	21	0	35/35	17/24	0	296

RUSHING	No.	Yards	Avg.	Lg	TD
Rogers	303	1,203	4.0	42	18
Bryant	69	258	3.7	22t	4
Griffin	62	197	3.2	12	0
REDSKINS	474	1,732	3.7	42	23
Opponents	459	1,805	3.9	39	14

PASSING	Att	Comp	Yards	Cmp%	Yards/Att	TD	TD%	Int	Int%	Long	Sack/Lost	Rating
Schroeder	541	276	4,109	51.0	7.6	22	4.1	22	4.1	71	28/240	72.9
REDSKINS	542	276	4,109	50.9	7.6	22	4.1	22	4.1	71	28/240	72.7
Opponents	532	302	3,916	56.8	7.4	21	3.9	19	3.6	76	55/424	78.3

RECEIVING	No.	Yards	Avg.	Lg	TD
Clark	74	1,265	17.1	55	7
Monk	73	1,068	14.6	69	4
Bryant	43	449	10.4	40	3
REDSKINS	276	4,109	14.9	71t	22
Opponents	302	3,916	13.0	76t	21

INTERCEPTIONS	No.	Yards	Avg.	Lg	TD
Green	5	9	1.8	7	0
Jordan	3	46	15.3	20	0
REDSKINS	19	126	6.6	31	0
Opponents	22	186	8.5	35	0

PUNTING	No.	Yards	Avg.	Net	TB	In	Lg	Blk
Cox	75	3,271	43.6	36.4	16	21	58	0
Opponents	95	3,923	41.3	33.8	8	22	55	0

PUNT RETURNS	Ret	FC	Yards	Avg.	Lg	TD
Jenkins	28	11	270	9.6	39	0
REDSKINS	51	20	550	10.8	44	0
Opponents	36	10	220	6.1	24	0

KICKOFF RETURNS	No.	Yards	Avg.	Lg	TD
Jenkins	27	554	20.5	37	0
REDSKINS	60	1,175	19.6	37	0
Opponents	50	1,005	20.1	59	0

FIELD GOALS	1-9	20-29	30-39	40-49	50+
Zendejas	0/0	5/5	2/3	2/4	0/2
Moseley	1/1	3/4	1/2	1/5	0/0
REDSKINS	1/1	8/9	3/5	4/10	2/7
Opponents	0/0	4/5	9/11	3/6	1/2

DEFENSE	T	S	A	TFL	PD	FF	FR
Olkewicz	183	98	67	18	0	1	2
Jordan	173	112	60	1	1	0	0
Milot	134	88	44	2	1	2	1

**SACKS:** Dexter Manley 18.5, Charles Mann 10.0, Dave Butz 6.0, Steve Hamilton 4.5, Monte Coleman 3.0, Mel Kaufman 3.0, Darryl Grant 2.0, Rich Milot 2.0, Neal Olkewicz 2.0, Angelo Snipes 2.0, Calvin Daniels 1.0, Alvin Walton 1.0

**NOTABLE Record (Finish):** 12-4 (2nd NFC East)

**National Honors:** FS Todd Bowles: UPI All-Rookie; WR Gary Clark: Pro Bowl, UPI All-NFC; CB Darrell Green: Pro Bowl, All-NFL, G Russ Grimm: Pro Bowl, All-NFL, UPI All-NFC; T Joe Jacoby: Pro Bowl; DE Dexter Manley: Pro Bowl, AP All-Pro, All-NFL, UPI All-NFC; WR Art Monk: Pro Bowl; QB Jay Schroeder: Pro Bowl; SS Alvin Walton: UPI All-Rookie; K Max Zendejas: UPI All-Rookie

**Starters:** Offense: WR Art Monk (16), TE Don Warren (16), LT Joe Jacoby (16), LG Russ Grimm (14), C Jeff Bostic (16), RG RC Thieleman (13), RT Mark May (16), TE Clint Didier (11), WR Gary Clark (15), QB Jay Schroeder (16), RB George Rogers (15), RG/LG Raleigh McKenzie (3/2), WR Ricky Sanders (3), WR Derek Holloway (1), TE Anthony Jones (1), HB Terry Orr (1), RB Keith Griffin (1)

Defense: LE Charles Mann (15), LT Dave Butz (16), RT Dean Hamel (8), RE Dexter Manley (16), LLB Mel Kaufman (2), MLB Neal Olkewicz (16), RLB Rich Milot (15), LCB Darrell Green (15), RCB Vernon Dean (8), SS Ken Coffey (9), FS Curtis Jordan (16), RT Darryl Grant (8) LE/RT Steve Hamilton (1/1), LLB Monte Coleman (4), LLB Calvin Daniels (10), LCB/RB/SS Tim Morrison (1/3/1), RCB Barry Wilburn (5), SS Alvin Walton (4), SS Todd Bowles (2)

# YEARLY STATS

## 1987 (11-4) // COACH JOE GIBBS

Date	Result	Opponent	Score
Sept. 13	W	Philadelphia	52,188
Sept. 20	L	at Atlanta	50,882
Sept. 27	Cancelled		
Oct. 4	W	28-21	27,728
Oct. 11	W	38-12	9,123
Oct. 19	W	13-7	60,415
Oct. 25	W	17-16	53,497
Nov. 1	W	27-7	71,640
Nov. 8	L	27-31	63,609
Nov. 15	W	20-13	53,593
Nov. 23	L	26-30	53,614
Nov. 29	W	23-19	45,815
Dec. 6	W	34-17	31,324
Dec. 13	W	24-20	54,882
Dec. 20	L	21-23	65,715
Dec. 26	W	27-24	59,160
Playoffs			
Jan. 10	W	at Chicago	65,268
Jan. 17	W	Minnesota	55,212
Jan. 31	W	Super Bowl XXII - San Diego Denver	73,302

	Redskins	Opponents
<b>TOTAL FIRST DOWNS</b>	301	296
Rushing	119	104
Passing	153	177
Penalty	29	15
<b>POSSESSION AVG.</b>	30:30	29:30
<b>TOTAL NET YARDS</b>	5,597	5,022
Avg. Per Game	373.1	334.8
Total Plays	1,005	1,021
Avg. Per Play	5.6	4.9
<b>NET YARDS RUSHING</b>	2,102	1,679
Avg. Per Game	140.1	111.9
Total Rushes	500	441
<b>NET YARDS PASSING</b>	3,495	3,343
Avg. Per Game	233.0	222.9
Sacked/Yards Lost	27/223	53/424
Gross Yards	3,718	3,767
Attempts/Completions	478/247	527/276
Completion Pct.	51.7	52.4
Had Intercepted	18	23
<b>PUNT/AVERAGE</b>	78/39.1	91/39.2
<b>NET PUNTING AVG.</b>	78/34.1	91/31.4
<b>PENALTIES/YARDS</b>	82/691	97/801
<b>FUMBLES/LOST</b>	26/19	2/11
<b>TOUCHDOWNS</b>	47	33
Rushing	18	10
Passing	27	19
Returns	2	4

SCORE BY PERIODS	Q1	Q2	Q3	Q4	OT	PTS
REDSKINS	66	118	108	84	3	379
Opponents	54	68	94	69	0	285

SCORING	TD	Ru	Pa	Rt	PAT	FG	S	TP
Haji-Sheikh	0	0	0	0	29/32	13/19	0	68
Clark	7	0	7	0	0/0	0/0	0	42
REDSKINS	47	18	27	2	43/47	18/29	0	379
Opponents	33	10	19	4	30/33	19/28	0	285

RUSHING	No.	Yards	Avg.	Lg	TD
Rogers	163	613	3.8	29	6
Bryant	77	406	5.3	28	1
REDSKINS	500	2,102	4.2	31	18
Opponents	441	1,679	3.8	45	10

PASSING	Att	Comp	Yards	Cmp%	Yards/Att	TD	TD%	Int	Int%	Long	Sack/Lost	Rating
Schroeder	267	129	1,878	48.3	7.0	12	4.5	10	3.7	84	17/149	71.0
D. Williams	143	81	1,156	56.6	8.1	11	7.7	5	3.5	62	7/53	94.0
REDSKINS	478	247	3,718	51.7	7.8	27	5.6	18	3.8	88	27/223	80.7
Opponents	527	276	3,767	52.4	7.1	19	3.6	23	4.4	59	53/424	69.3

RECEIVING	No.	Yards	Avg.	Lg	TD
Clark	56	1,066	19.0	84t	7
Bryant	43	490	11.4	39	5
REDSKINS	247	3,718	15.1	88	27
Opponents	276	3,767	13.6	59t	19

INTERCEPTIONS	No.	Yards	Avg.	Lg	TD
Wilburn	9	135	15.0	100t	1
Bowles	4	24	6.0	24	0
REDSKINS	23	329	14.3	100t	1
Opponents	18	193	10.7	60t	1

PUNTING	No.	Yards	Avg.	Net	TB	In	Lg	Blk
Cox	63	2,571	40.8	35.0	7	14	77	1
REDSKINS	78	3,053	39.1	34.1	8	19	77	1
Opponents	91	3,569	39.2	31.4	5	11	62	0

PUNT RETURNS	Ret	FC	Yards	Avg.	Lg	TD
Yarber	37	9	273	7.4	33	0
REDSKINS	56	10	615	11.0	73	0
Opponents	37	11	231	6.2	45	0

KICKOFF RETURNS	No.	Yards	Avg.	Lg	TD
Griffin	25	478	19.1	54	0
REDSKINS	59	1,139	19.3	54	0
Opponents	63	1,352	21.5	95t	1

FIELD GOALS	1-19	20-29	30-39	40-49	50+
Haji-Sheikh	0/0	5/5	6/10	2/4	0/0
REDSKINS	1/1	7/7	7/12	3/8	0/1
Opponents	0/0	6/7	5/7	8/11	0/3

DEFENSE	T	S	A	TFL	PD	FF	FR
Walton	148	91	46	11	3	2	1
Bowles	108	70	36	2	4	0	1
Coleman	107	63	34	10	0	1	0

**SACKS:** Charles Mann 9.5, Dexter Manley 8.5, Steve Martin 5.0, Monte Coleman 4.0, Dave Butz 3.0, Alvin Walton 3.0, Dan Benish 2.0, Joe Cofer 2.0, Darryl Grant 2.0, Mel Kaufman 2.0, Markus Koch 2.0, Neal Olkewicz 2.0, Bobby Curtis 1.0, Steve Hamilton 1.0, Ted Karras 1.0, Rich Milot 1.0, Carlton Rose 1.0, Anthony Sagnella 1.0, Steve Thompson 1.0, Henry Waechter 1.0

**NOTABLE Record (Finish):** 11-4 (Super Bowl XXII Champions)

**Notable Honors:** WR Gary Clark: AP All-Pro, All-NFL, Pro Bowl; CB Barry Wilburn: AP All-Pro, All-NFL Team, UPI All-NFC; QB Doug Williams: Super Bowl XXII MVP; DE Charles Mann: Pro Bowl; CB Darrell Green: Pro Bowl

**Starters:** Offense: WR Art Monk (9), TE Don Warren (12), LT Joe Jacoby (12), LG/C Raleigh McKenzie (10/2), C Russ Grimm (5), RG RC Thieleman (12), RT/LG Ed Simmons (2/1), WR Gary Clark (11), QB Jay Schroeder (10), RB George Rogers (9), WR Ricky Sanders (5), TE Clint Didier (6), C Jeff Bostic (5), RT Mark May (10), QB Doug Williams (2), RB Keith Griffin (2), RB Kelvin Bryant (1), TE Terry Orr (1), TE Ken Whisenhunt (1), TE Joe Caravello (5), WR Clarence Verdin (1), WR Derrick Shepard (1), LG Darrick Briz (4), RG Phil Petthey (3), TE Craig McEwen (3), LT Mark Carlson (3), RT Willard Scissum (3), C Eric Coyle (3), QB Ed Rubbert (3), WR Anthony Allen (3), TE Glenn Dennison (1), WR Lionel Vital (3), WR Ted Wilson (2)

Defense: LE Charles Mann (12), LT Dave Butz (12), RT Darryl Grant (11), RE Markus Koch (2), LLB Mel Kaufman (11), MLB Rich Milot (5), RLB Monte Coleman (12), LCB Darrell Green (12), RCB Barry Wilburn (12), SS Alvin Walton (12), FS Todd Bowles (12), RE Dexter Manley (10), MLB Neal Olkewicz (6), RT Dean Hamel (1), MLB Kurt Gouveia (1), LE Alec Gibson (3), RT Dan Benish (3), SS Joe Cofer (1), RLB Bobby Curtis (3), SS Steve Gage (1), SS Charles Jackson (1), LT Ted Karras (1), LLB Jon Kimmel (1), FS Skip Lane (3), RE Steve Martin (3), LCB Michael Mitchell (3), LT Tony Sagnella (2), MLB Eric Wilson (3), RCB Dennis Woodbury (3)

# YEARLY STATS

## 1988 (7-9) // COACH JOE GIBBS

Sept. 5	L	20-27	at Giants	76,417
Sept. 11	W	30-29	Pittsburgh	54,083
Sept. 18	W	17-10	Philadelphia	53,920
Sept. 25	L	21-30	at Phoenix	61,973
Oct. 2	L	23-24	Giants	54,601
Oct. 9	W	35-17	at Dallas	63,325
Oct. 16	W	33-17	Phoenix	54,402
Oct. 23	W	20-17	at Green Bay	51,767
Oct. 30	L	17-41	at Houston	48,781
Nov. 6	W	27-24	New Orleans	54,183
Nov. 13	L	14-34	Chicago	52,418
Nov. 21	L	21-37	at San Francisco	59,268
Nov. 27	L	13-17	Cleveland	51,604
Dec. 4	W	20-19	at Philadelphia	65,947
Dec. 11	L	17-24	Dallas	51,526
Dec. 17	L	17-20 (OT)	at Cincinnati	52,157

		Redskins	Opponents
<b>TOTAL FIRST DOWNS</b>			
Rushing		306	293
Passing		87	112
Penalty		202	153
		17	28
<b>POSSESSION AVG.</b>			
<b>TOTAL NET YARDS</b>			
Avg. Per Game		30:57	29:03
Total Plays		5,679	5,194
Avg. Per Play		355	324
<b>NET YARDS RUSHING</b>			
Avg. Per Game		1,543	1,745
Total Rushes		96.4	109.1
<b>NET YARDS PASSING</b>			
Avg. Per Game		437	442
Sacked/Yards Lost		4,136	3,439
Gross Yards		258.5	214.9
Attempts/Completions		24/203	43/305
Completion Pct.		4,339	3,744
Had Intercepted		592/327	497/261
		55.2	52.5
		25	14
<b>PUNT/AVERAGE</b>			
<b>NET PUNTING AVG.</b>			
<b>PENALTIES/YARDS</b>			
<b>FUMBLES/LOST</b>			
<b>TOUCHDOWNS</b>			
Rushing		41	46
Passing		8	17
Returns		33	24
		0	5

SCORE BY PERIODS	Q1	Q2	Q3	Q4	OT	PTS
REDSKINS	86	79	89	91	0	345
Opponents	70	125	64	125	3	387

SCORING	TD	Ru	Pa	Rt	PAT	FG	S	TP
Lohmiller	0	0	0	0	40/41	19/26	0	97
Sanders	12	0	12	0	0/0	0/0	0	72
Clark	7	0	7	0	0/0	0/0	0	42
Bryant	6	1	5	0	0/0	0/0	0	36
REDSKINS	41	8	33	0	40/41	19/26	1	345
Opponents	46	17	24	5	43/46	22/36	1	387

RUSHING	No.	Yards	Avg.	Lg	TD
Bryant	108	498	4.6	25	1
Smith	155	470	3.0	29	3
Morris	126	437	3.5	27t	2
REDSKINS	437	1,543	3.5	29	8
Opponents	442	1,745	3.9	50t	17

PASSING	Att	Comp	Yards	Cmp%	Yards/Att
Williams	380	213	2,609	56.1	6.9
Rypien	208	114	1,730	54.8	8.3
REDSKINS	582	327	4,339	55.2	7.3
Opponents	497	261	3,744	52.5	7.5

RECEIVING	No.	Yards	Avg.	Lg	TD
Sanders	73	1,148	15.7	55t	12
Monk	72	946	13.1	46t	5
Clark	59	892	15.1	60t	7
REDSKINS	327	4,339	13.3	60t	33
Opponents	261	3,744	14.3	80t	24

INTERCEPTIONS	No.	Yards	Avg.	Lg	TD
Wilburn	4	24	6.0	14	0
Marshall	3	61	20.3	43	0
Walton	3	54	18.0	29	0
REDSKINS	14	193	13.8	43	0
Opponents	25	271	10.8	40	0

PUNTING	No.	Yards	Avg.	Net	TB	In	Lg	Blk
G. Coleman	39	1,505	38.6	29.2	3	8	53	0
REDSKINS	67	2,562	38.2	29.8	6	10	55	1
Opponents	79	3,116	39.4	34.2	2	21	54	1

PUNT RETURNS	Ret	FC	Yards	Avg.	Lg	TD
Shepherd	12	2	104	8.7	23	0
Allen	10	2	62	6.2	14	0
Green	9	0	103	11.4	32	0
REDSKINS	52	9	377	7.3	34	0
Opponents	39	7	448	11.5	95t	1

KICKOFF RETURNS	No.	Yards	Avg.	Lg	TD
Morris	21	413	19.7	35	0
Sanders	19	362	19.1	31	0
REDSKINS	74	1,355	18.3	44	0
Opponents	61	1,111	18.2	32	0

FIELD GOALS	1-19	20-29	30-39	40-49	50+
Lohmiller	1/1	6/8	5/7	7/10	0/0
Opponents	2/2	6/7	8/11	4/12	2/4

DEFENSE	T	S	A	TFL	PD	FF	FR
Walton	196	116	72	8	6	3	0
Olkewicz	165	90	65	10	0	1	3
Bowles	141	85	55	1	7	2	0

**SACKS:** Dexter Manley 9.0, Charles Mann 5.5, Darryl Grant 4.0, Ravin Caldwell 4.0, Wilbur Marshall 4.0, Markus Koch 3.0, Monte Coleman 3.0, Dean Hamel 2.0, Neal Olkewicz 2.0, Dave Butz 1.0, Darrell Green 1.0, Mel Kaufman 1.0, Clarence Vaughn 1.0, Alvin Walton 1.0

**NOTABLE RECORD (Finish):** 7-9 (3rd NFC East)

**National Honors:** K Chip Lohmiller: PFWA All Rookie; DE Charles Mann: Pro Bowl; T Mark May: Pro Bowl

**Starters:** Offense: WR Art Monk (13), TE Don Warren (14), RT/RG Mark May (5/11), RG/LG RC Thieleman (5/3), C Jeff Bostic (11), LG/C Raleigh McKenzie (9/5), LT/RT Joe Jacoby (9/4), WR Ricky Sanders (4), WR Gary Clark (13), QB Doug Williams (10), RB Timmy Smith (8), RT/LT Jim Lachey (7/7), RB Kelvin Bryant (4), LG Russ Grimm (4), QB Mark Rypien (6), RB Jamie Morris (4), HB Craig McEwen (8), TE Anthony Jones (3), TE Terry Orr (3), TE Joe Caravello (6)

Defense: RE/LE Markus Koch (3/3), RT Darryl Grant (16), LT Dave Butz (16), LE Charles Mann (13), RLB Wilbur Marshall (16), MLB Neal Olkewicz (16), LLB Monte Coleman (9), LCB Barry Wilburn (10), RCB Darrell Green (15), SS Alvin Walton (16), FS/RCB Todd Bowles (15/1), RE Dexter Manley (13), LLB Ravin Caldwell (1), LCB Brian Davis (6), LLB Mel Kaufman (7), FS Steve Gage (1)

# YEARLY STATS

## 1989 (10-6) // COACH JOE GIBBS

Sept. 11	L	24-27	New York Giants	54,160
Sept. 17	L	37-42	Philadelphia	53,493
Sept. 24	W	30-7	at Dallas	63,200
Oct. 1	W	16-14	at New Orleans	64,358
Oct. 8	W	30-28	Phoenix	53,335
Oct. 15	L	17-20	at New York Giants	76,245
Oct. 22	W	32-28	Tampa Bay	53,862
Oct. 29	L	24-37	at Los Angeles Raiders	52,781
Nov. 5	L	3-13	Dallas	53,187
Nov. 12	W	10-3	at Philadelphia	65,443
Nov. 20	L	10-14	Denver	52,975
Nov. 26	W	39-14	Chicago	50,044
Dec. 3	W	29-10	at Phoenix	36,870
Dec. 10	W	26-21	San Diego	47,693
Dec. 17	W	31-30	at Atlanta	37,501
Dec. 23	W	29-0	at Seattle	60,294

<b>TOTAL FIRST DOWNS</b>	338	274
Rushing	101	72
Passing	217	177
Penalty	20	25

<b>POSSESSION AVG.</b>	32:58	27:02
<b>TOTAL NET YARDS</b>	6,253	4,915
Avg. Per Game	390.8	307.2
Total Plays	1,116	954
Avg. Per Play	5.6	5.2

<b>NET YARDS RUSHING</b>	1,904	1,344
Avg. Per Game	119.0	84.0
Total Rushes	514	384
<b>NET YARDS PASSING</b>	4,349	3,571
Avg. Per Game	271.8	223.2

Sacked/Yards Lost	21/127	40/304
Gross Yards	4,476	3,875
Attempts/Completions	581/337	530/277
Completion Pct.	58.0	52.3
Had Intercepted	17	27

<b>PUNT/AVERAGE</b>	63/42.3	76/40.1
<b>NET PUNTING AVG.</b>	63/33.3	76/34.5
<b>PENALTIES/YARDS</b>	105/881	98/796

<b>FUMBLES/LOST</b>	32/20	24/15
<b>TOUCHDOWNS</b>	42	38
Rushing	14	9
Passing	24	25
Returns	4	4

<b>SCORE BY PERIODS</b>	<b>Q1</b>	<b>Q2</b>	<b>Q3</b>	<b>Q4</b>	<b>OT</b>	<b>PTS</b>
REDSKINS	80	82	127	97	0	386
Opponents	76	99	47	86	0	308

<b>SCORING</b>	<b>TD</b>	<b>Ru</b>	<b>Pa</b>	<b>Rt</b>	<b>PAT</b>	<b>FG</b>	<b>S</b>	<b>TP</b>
Lohmiller	0	0	0	0	41/41	29/40	0	128
Byner	9	7	2	0	0/0	0/0	0	54
Clark	9	0	9	0	0/0	0/0	0	54
Monk	8	0	8	0	0/0	0/0	0	48
REDSKINS	42	14	24	4	41/42	29/40	3	386
Opponents	38	9	25	4	38/38	14/23	0	308

<b>RUSHING</b>	<b>No.</b>	<b>Yards</b>	<b>Avg.</b>	<b>Lg</b>	<b>TD</b>
Riggs	201	834	4.1	58	4
Byner	134	580	4.3	24	7
Morris	124	336	2.7	12t	2
REDSKINS	514	1,904	3.7	58	14
Opponents	384	1,344	3.5	73t	9

<b>PASSING</b>	<b>Att</b>	<b>Comp</b>	<b>Yards</b>	<b>Cmp%</b>	<b>Yards/Att</b>	<b>TD</b>	<b>TD%</b>	<b>Int</b>	<b>Int%</b>	<b>Long</b>	<b>Sack/Lost</b>	<b>Rating</b>
Rypien	476	280	3,768	58.8	7.9	22	4.6	13	2.7	80	16/108	88.1
Williams	93	51	585	54.8	6.3	1	1.1	3	3.2	46	2/10	64.1
REDSKINS	581	337	4,476	58.0	7.7	24	4.1	17	2.9	80	21/127	84.1
Opponents	530	277	3,875	52.3	7.3	25	4.7	27	5.1	72	40/304	70.6

<b>RECEIVING</b>	<b>No.</b>	<b>Yards</b>	<b>Avg.</b>	<b>Lg</b>	<b>TD</b>
Monk	86	1,186	13.8	60t	8
Sanders	80	1,138	14.2	68	4
Clark	79	1,229	15.6	80t	9
REDSKINS	337	4,476	13.3	80t	24
Opponents	277	3,875	14.0	72t	25

<b>INTERCEPTIONS</b>	<b>No.</b>	<b>Yards</b>	<b>Avg.</b>	<b>Lg</b>	<b>TD</b>
A. Johnson	4	94	23.5	59t	1
Walton	4	58	14.5	29t	1
B. Davis	4	40	10.0	15	0
REDSKINS	27	284	10.5	59t	3
Opponents	17	229	13.5	45t	1

<b>PUNTING</b>	<b>No.</b>	<b>Yards</b>	<b>Avg.</b>	<b>Net</b>	<b>TB</b>	<b>In</b>	<b>Lg</b>	<b>Blk</b>
Majsiejenko	62	2,663	43.0	33.3	9	21	74	1
REDSKINS	63	2,663	42.3	33.3	9	21	74	1
Opponents	76	3,047	40.1	34.5	10	22	59	0

<b>PUNT RETURNS</b>	<b>Ret</b>	<b>FC</b>	<b>Yards</b>	<b>Avg.</b>	<b>Lg</b>	<b>TD</b>
Howard	21	18	200	9.5	38	0
REDSKINS	26	20	226	8.7	38	0
Opponents	34	5	383	11.3	53	0

<b>KICKOFF RETURNS</b>	<b>No.</b>	<b>Yards</b>	<b>Avg.</b>	<b>Lg</b>	<b>TD</b>
Howard	21	522	24.9	99t	1
REDSKINS	58	1,176	20.3	99t	1
Opponents	74	1,532	20.7	96t	1

<b>FIELD GOALS</b>	<b>1-19</b>	<b>20-29</b>	<b>30-39</b>	<b>40-49</b>	<b>50+</b>
Lohmiller	2/2	11/11	13/15	3/11	0/1
Opponents	0/0	5/5	5/8	3/7	1/3

<b>DEFENSE</b>	<b>T</b>	<b>S</b>	<b>A</b>	<b>TFL</b>	<b>PD</b>	<b>FF</b>	<b>FR</b>
Walton	137	79	56	2	5	0	1
Bowles	130	75	55	0	2	1	1
Marshall	108	52	48	8	1	1	2

**SACKS:** Charles Mann 10.0, Dexter Manley 9.0, Monte Coleman 4.0, Wilber Marshall 4.0, Darryl Grant 3.5, Ravin Caldwell 3.5, Fred Stokes 3.0, Markus Koch 2.0, Todd Bowles 1.0

**NOTABLE Record (Finish):** 10-6 (3rd NFC East)

**National Honors:** T Jim Lachey: AP All-Pro, All-NFL, UPI All-NFC; OB Mark Rypien: Pro Bowl; DE Charles Mann: Pro Bowl; DT Tracy Rucker: PFWA All-Rookie, UPI All-Rookie

**Starters:** Defense: WR Art Monk (12), TE Don Warren (15), RT Joe Jacoby (10), RG Mark May (9), C Jeff Bostic (16), LG/RG Russ Grimm (8/1), LT Jim Lachey (14), RB Gerald Riggs (7), RB Earnest Byner (13), WR Gary Clark (12), QB Mark Rypien (14), WR Ricky Sanders (12), LG Raleigh McKenzie (8), RG Mark Schlereth (6), LT/RT Ed Simmons (2/6), RB Jamie Morris (3), QB Doug Williams (2) TE Mike Tice (5), TE Terry Orr (1)

Defense: LE Charles Mann (16), LT/RE Markus Koch (6/1), RT Darryl Grant (16), RE Dexter Manley (10), RLB Wilber Marshall (16), RLB Neil Olkewicz (8), LLB Monte Coleman (3), LCB Brian Davis (9), RCB Darrell Green (7), SS Alvin Walton (12), FS Todd Bowles (16), SS Clarence Vaughn (4), LLB Ravin Caldwell (13), MLB Greg Manusky (7), MLB Kurt Gouveia (1), LT Tracy Rucker (10), RCB AJ Johnson (8), LCB Martin Mayhew (7), RE Fred Stokes (5), RCB Barry Wilburn (1)

# YEARLY STATS

## 1990 (10-6) // COACH JOE GIBBS

Sept. 9	W	31-0	Phoenix	52,649
Sept. 16	L	13-26	at San Francisco	64,287
Sept. 23	W	19-15	Dallas	53,804
Sept. 30	W	38-10	at Phoenix	49,303
Oct. 14	L	20-24	New York Giants	54,737
Oct. 21	W	13-7	Philadelphia	53,567
Oct. 28	L	10-21	at New York Giants	75,321
Nov. 4	W	41-38 (OT)	at Detroit	69,326
Nov. 12	L	14-28	at Philadelphia	65,857
Nov. 18	W	31-17	New Orleans	52,573
Nov. 22	L	17-27	at Dallas	60,355
Dec. 2	W	42-20	Miami	53,599
Dec. 9	W	10-9	Chicago	53,920
Dec. 15	W	25-10	at New England	22,286
Dec. 22	L	28-35	at Indianapolis	58,173
Dec. 30	W	29-14	Buffalo	52,397
Playoffs				
Jan. 4	W	20-6	at Philadelphia	65,287
Jan. 12	L	10-28	at San Francisco	65,292

TOTAL FIRST DOWNS		Redskins	Opponents
Rushing		327	267
Passing		117	77
Penalty		193	166
POSSSESSION AVG.		32:19	27:41
TOTAL NET YARDS		5,562	4,730
Avg. Per Game		347.6	295.6
Total Plays		1,073	941
Avg. Per Play		5.2	5.0
NET YARDS RUSHING		2,083	1,587
Avg. Per Game		130.2	99.2
Total Rushes		515	382
NET YARDS PASSING		3,479	3,143
Avg. Per Game		217.4	196.4
Sacked/Yards Lost		22/132	45/340
Gross Yards		3,611	3,483
Attempts/Completions		536/301	514/281
Completion Pct.		56.2	54.7
Had Intercepted		22	21
PUNT/AVERAGE		55/37.5	76/43.4
NET PUNTING AVG.		33.4	36.9
PENALTIES/YARDS		102/824	89/712
FUMBLES/LOST		14/6	24/12
TOUCHDOWNS		41	35
Rushing		16	8
Passing		22	21
Returns		3	6

SCORE BY PERIODS		Q1	Q2	Q3	Q4	OT	PTS
REDSKINS		49	108	103	118	3	381
Opponents		37	98	75	91	0	301

SCORING		TD	Ru	Pa	Rt	PAT	FG	S	TP
Lohmiller		0	0	0	0	41/41	30/40	0	131
Clark		8	0	8	0	0/0	0/0	0	48
Byner		7	6	1	0	0/0	0/0	0	42
Riggs		6	6	0	0	0/0	0/0	0	36
REDSKINS		41	16	22	3	41/41	30/40	2	381
Opponents		35	8	21	6	35/35	18/23	1	301

RUSHING		No.	Yards	Avg.	Lg	TD
Byner		297	1,219	4.1	22	6
Riggs		123	475	3.9	20	6
REDSKINS		515	2,083	4	26	16
Opponents		382	1,587	4.2	48t	8

PASSING		Att	Comp	Yards	Cmp%	Yards/Att	TD	TD%	Int	Int%	Long	Sack/Lost	Rating
Rypien		304	166	2,070	54.6	6.8	16	5.3	11	3.6	53	6/33	78.4
Humphries		156	91	1,015	58.3	6.5	3	1.9	10	6.4	44	9/62	57.5
Rutledge		68	40	455	8.8	6.6	2	2.9	1	1.5	40	6/34	82.7
REDSKINS		536	301	3,611	56.2	6.7	22	4.1	22	4.1	53	22/132	73.5
Opponents		514	281	3,483	54.7	6.7	21	4.1	21	4.1	80	45/340	72.5

RECEIVING		No.	Yards	Avg.	Lg	TD
Clark		75	1,112	14.8	53t	8
Monk		68	770	11.3	44	5
REDSKINS		301	3,611	12	53t	22
Opponents		281	3,483	12.4	80t	21

INTERCEPTIONS		No.	Yards	Avg.	Lg	TD
Mayhew		7	20	2.9	15	0
Green		4	20	5	18t	1
REDSKINS		21	271	12.9	61	2
Opponents		22	271	12.3	42t	5

PUNTING		No.	Yards	Avg.	Net	TB	In	Lg	Blk
Stanley		43	1,687	39.2	34.2	0	17	53	1
Goodburn		11	377	34.3	30.4	1	6	48	0
REDSKINS		55	2,064	37.5	33.4	1	23	53	1
Opponents		76	3,290	43.3	36.9	5	21	59	0

PUNT RETURNS		Ret	FC	Yards	Avg.	Lg	TD
Stanley		24	8	176	7.3	32	0
REDSKINS		48	17	388	8.1	32	0
Opponents		30	10	205	6.8	30	0

KICKOFF RETURNS		No.	Yards	Avg.	Lg	TD
Howard		22	427	19.4	35	0
REDSKINS		61	1,113	18.2	37	0
Opponents		58	1,008	17.4	47	0

FIELD GOALS		1-19	20-29	30-39	40-49	50+
Lohmiller		2/2	10/10	12/14	3/6	3/8
Opponents		1/1	6/7	5/5	6/8	0/2

DEFENSE		T	S	A	TFL	PD	FF	FR
Walton		143	74	66	3	2	0	0
Bowles		115	55	60	0	6	1	1
Marshall		107	66	31	10	2	2	2

**SACKS:** Fred Stokes 7.5, Andre Collins 6.0, Charles Mann 5.5, Wilber Marshall 5.0, Monte Coleman 3.0, Jumpy Geathers 3.0, Tim Johnson 3.0, Tracy Rocker 3.0, Eric Williams 3.0, Markus Koch 2.0, Todd Bowles 1.0, Ravin Caldwell 1.0, Kurt Gouveia 1.0, Darryl Grant 1.0

**NOTABLE RECORD (Finish):** 10-6 (3rd NFC East)

**National Honors:** RB Earnest Byner: Pro Bowl. WR Gary Clark: Pro Bowl. CB Darrell Green: Pro Bowl, UPI All-NFC; LT Jim Lachey: Pro Bowl, AP All-Pro, All-NFL, UPI All-NFC

**Starters:** Offense: WR Art Monk (16), TE Don Warren (15), RT Ed Simmons (11), RG Mark Schlereth (7), C Jeff Bostic (16), LG Russ Grimm (11), LT Jim Lachey (16), WR Ricky Sanders (6), WR Gary Clark (16), QB Mark Rypien (10), RB Earnest Byner (16), RT Joe Jacoby (5), QB Stan Humphries (5), QB Jeff Rutledge (1), RG/LG Raleigh McKenzie (9/3), LG Mark Adickes (1), HB Ron Middleton (5), TE Jimmy Johnson (5), WR Walter Stanley (1)

Defense: LE Charles Mann (15), LT Tracy Rocker (7), RT/LT Darryl Grant (14/1), RE Markus Koch (13), RLB Wilber Marshall (15), MLB Greg Manusky (8), LLB Andre Collins (16), FS Todd Bowles (13), FS Terry Hoage (3), LCB Brad Edwards (1), CB Alvoid Mays (1), RT/RE Tim Johnson (1/1), LE/RE Fred Stokes (1/2), LT Eric Williams (8), RT James Geathers (1), MLB Kurt Gouveia (7)

# YEARLY STATS

## 1991 (14-2) // COACH JOE GIBBS

Sept. 1	W	45-0	Detroit	52,958
Sept. 9	W	33-31	at Dallas	63,025
Sept. 15	W	34-0	Phoenix	54,662
Sept. 22	W	34-27	at Cincinnati	52,038
Sept. 30	W	23-0	Philadelphia	55,198
Oct. 6	W	20-7	at Chicago	64,941
Oct. 13	W	42-17	Cleveland	54,715
Oct. 27	W	17-13	at New York Giants	76,827
Nov. 3	W	16-13 (OT)	Houston	55,096
Nov. 10	W	56-17	Atlanta	52,461
Nov. 17	W	41-14	at Pittsburgh	56,813
Nov. 24	L	21-24	Dallas	55,561
Dec. 1	W	27-6	at Los Angeles Rams	55,027
Dec. 8	W	20-14	at Phoenix	48,373
Dec. 15	W	34-17	New York Giants	54,722
Dec. 22	L	22-24	at Philadelphia	58,988
Playoffs				
Jan. 4	W	24-7	Atlanta	55,181
Jan. 12	W	41-10	Detroit	55,585
Jan. 26	W	37-24	Super Bowl XXVI - Minneapolis Buffalo	63,130

	Redskins	Opponents
<b>TOTAL FIRST DOWNS</b>	302	242
Rushing	107	72
Passing	179	151
Penalty	16	19
<b>POSSESSION AVG.</b>	31:51	28:09
<b>TOTAL NET YARDS</b>	5,741	4,293
Avg. Per Game	358.8	268.3
Total Plays	996	947
Avg. Per Play	5.8	4.5
<b>NET YARDS RUSHING</b>	2,049	1,346
Avg. Per Game	128.1	84.1
Total Rushes	540	348
<b>NET YARDS PASSING</b>	3,692	2,947
Avg. Per Game	230.8	184.2
Sacked/Yards Lost	9/79	50/345
Gross Yards	3,771	3,292
Attempts/Completions	447/261	549/292
Completion Pct.	58.4	53.2
Had Intercepted	11	27
<b>PUNT/AVERAGE</b>	55/37.6	85/41.7
<b>NET PUNTING AVG.</b>	33.1	33.4
<b>PENALTIES/YARDS</b>	90/798	94/767
<b>FUMBLES/LOST</b>	26/12	22/14
<b>TOUCHDOWNS</b>	56	26
Rushing	21	11
Passing	30	13
Returns	5	2

SCORE BY PERIODS	Q1	Q2	Q3	Q4	OT	PTS
REDSKINS	83	150	101	148	3	485
Opponents	54	57	55	58	0	224

SCORING	TD	Ru	Pa	Rt	PAT	FG	S	TP
Lohmiller	0	0	0	0	56/56	31/43	0	149
Riggs	11	11	0	0	0/0	0/0	0	66
Clark	10	0	10	0	0/0	0/0	0	60
REDSKINS	56	21	30	5	56/56	31/43	0	485
Opponents	26	11	13	2	26/26	14/18	0	224

RUSHING	No.	Yards	Avg.	Lg	TD
Byner	274	1,048	3.8	32	5
Erwins	145	680	4.7	65t	3
Riggs	78	248	3.2	32	11
REDSKINS	540	2,049	3.8	65t	21
Opponents	348	1,346	3.9	75t	11

PASSING	Att	Comp	Yards	Cmp%	Yards/Att	TD	TD%	Int	Int%	Long	Sack/Lost	Rating
Rypien	421	249	3,564	59.1	8.4	28	6.7	11	2.6	82	7/59	97.9
REDSKINS	447	261	3,771	58.4	8.4	30	6.7	11	2.5	82	9/79	98.0
Opponents	549	292	3,292	53.2	6.0	13	2.4	27	4.9	75	50/345	58.8

RECEIVING	No.	Yards	Avg.	Lg	TD
Monk	71	1,049	14.8	64t	8
Clark	70	1,340	19.1	82t	10
REDSKINS	261	3,771	14.4	82t	30
Opponents	292	3,292	11.3	75t	13

INTERCEPTIONS	No.	Yards	Avg.	Lg	TD
Marshall	5	75	15.0	54t	1
Green	5	47	9.4	24	0
REDSKINS	27	279	10.3	54t	3
Opponents	11	109	9.9	74t	1

PUNTING	No.	Yards	Avg.	Net	TB	In	Lg	Blk
Goodburn	52	2,070	39.8	33.1	3	16	61	3
REDSKINS	55	2,070	37.6	33.1	3	16	61	3
Opponents	85	3,548	41.7	33.4	5	13	58	0

PUNT RETURNS	Ret	FC	Yards	Avg.	Lg	TD
Mitchell	45	21	600	13.3	69t	2
REDSKINS	46	21	610	13.3	69t	2
Opponents	31	7	190	6.1	20	0

KICKOFF RETURNS	No.	Yards	Avg.	Lg	TD
Mitchell	29	593	20.1	35	0
REDSKINS	49	926	18.9	46	0
Opponents	66	1,153	17.5	39	0

FIELD GOALS	1-19	20-29	30-39	40-49	50+
Lohmiller	0/0	9/9	10/12	10/17	2/5
Opponents	0/0	5/5	5/7	3/3	1/3

DEFENSE	T	S	A	TFL	PD	FF	FR
A. Collins	151	87	60	4	6	1	0
Marshall	135	73	51	11	7	4	2
Edwards	135	70	65	0	9	1	0

**SACKS:** Charles Mann 11.5, Fred Stokes 6.5, Wilber Marshall 5.5, Jumpy Geathers 4.5, Bobby Wilson 4.5, Monte Coleman 3.5, Tim Johnson 3.5, Andre Collins 3.0, Eric Williams 3.0, Jason Buck 1.5, A.J. Johnson 1.0, Sidney Johnson 1.0, Markus Koch 1.0

**NOTABLE Record (Finish):** 14-2 (Super Bowl XXVI Champion)

**National Honors:** Coach Joe Gibbs: The Sporting News Coach of the Year; RB Earnest Byner: Pro Bowl; WR Gary Clark: Pro Bowl, UPI All-NFC; RB Ricky Ervins: PFWA All-Rookie; CB Darrell Green: Pro Bowl, PFWA All-Pro, AP All-Pro, All-NFL, UPI All-NFC; LT Jim Lachey: Pro Bowl, PFWA All-Pro, AP All-Pro, All-NFL, UPI All-NFC; K Chip Lohmiller: Pro Bowl, UPI All-NFC; DE Charles Mann: Pro Bowl; LB Wilber Marshall: UPI All-NFC; G Raleigh McKenzie: UPI All-NFC; QB Mark Rypien: Super Bowl XXVI MVP, Pro Bowl, Football News NFC Player of the Year, UPI NFC Offensive Player of the Year, UPI All-NFC; G Mark Schlereth: 2x Pro Bowl

**Starters:** Defense: WR Gary Clark (16), HB Terry Orr (6), WR Ricky Sanders (7), LT Jim Lachey (15), LT Russ Grimm (1), LG Raleigh McKenzie (14), C Jeff Bostic (16), RG Mark Schlereth (16), LG/RT Joe Jacoby (2/14), RT Ed Simmons (2), TE Ron Middleton (12), TE Don Warren (7), WR Art Monk (16), QB Mark Rypien (16), RB Earnest Byner (16)

Defense: LE Charles Mann (15), LE Jason Buck (1), LT Eric Williams (15), LT Bobby Wilson (1), RT Tim Johnson (16), RE Markus Koch (5), RE Fred Stokes (11), LLB Wilber Marshall (16), MLB Matt Milen (14), MLB Kurt Gouveia (1), MLB Monte Coleman (1), RLB Andre Collins (16), LCB Martin Mayhew (16), RCB Darrell Green (16), SS Alvin Walton (2), SS Danny Copeland (14), FS Brad Edwards (16)

# YEARLY STATS

## 1992 (9-7) // COACH JOE GIBBS

Sept. 7	L	10-23	at Dallas	63,538	
Sept. 13	W	24-17	Atlanta	54,343	
Sept. 20	W	13-10	Detroit	55,818	
Oct. 4	L	24-27	at Phoenix	34,488	
Oct. 12	W	34-3	Denver	56,371	
Oct. 18	W	16-12	Philadelphia	56,380	
Oct. 25	W	15-13	at Minnesota	59,098	
Nov. 1	L	7-24	New York Giants	53,647	
Nov. 8	W	16-3	at Seattle	53,616	
Nov. 15	L	15-35	at Kansas City	75,238	
Nov. 23	L	3-20	at New Orleans	68,591	
Nov. 29	W	41-3	Phoenix	53,541	
Dec. 6	W	28-10	at New York Giants	62,988	
Dec. 13	W	20-17	Dallas	56,437	
Dec. 20	L	13-17	at Philadelphia	65,841	
Dec. 26	L	20-21	Los Angeles Raiders	53,032	
				Playoffs	
Jan. 2	W	24-7	at Minnesota	57,353	
Jan. 9	L	13-20	at San Francisco	64,991	

<b>TOTAL FIRST DOWNS</b>		<b>Redskins</b>	<b>Opponents</b>						
Rushing		276	249						
Passing		104	89						
Penalty		160	138						
<b>POSSESSION AVG.</b>									
<b>TOTAL NET YARDS</b>		31:04	28:56						
Avg. Per Game		4,890	4,438						
Total Plays		305.6	277.4						
Avg. Per Play		991	911						
<b>NET YARDS RUSHING</b>		4.9	4.9						
Avg. Per Game		1,727	1,696						
Total Rushes		107.9	106.0						
<b>NET YARDS PASSING</b>		483	406						
Avg. Per Game		3,163	2,742						
Sacked/Yards Lost		197.7	171.4						
Gross Yards		23/176	39/279						
Attempts/Completions		3,339	3,021						
Completion Pct.		485/272	466/258						
Had Intercepted		56.1	55.4						
<b>PUNT/AVERAGE</b>									
<b>NET PUNTING AVG.</b>		65/39.3	73/42.8						
<b>PENALTIES/YARDS</b>		32.7	37.2						
<b>FUMBLES/LOST</b>		84/741	85/709						
<b>TOUCHDOWNS</b>		18/7	23/11						
Rushing		30	30						
Passing		10	11						
Returns		15	15						
		5	4						
<b>SCORE BY PERIODS</b>		<b>Q1</b>	<b>Q2</b>	<b>Q3</b>	<b>Q4</b>	<b>OT</b>	<b>PTS</b>		
REDSKINS		79	92	63	66	0	300		
Opponents		32	103	40	80	0	255		
<b>SCORING</b>		<b>TD</b>	<b>Ru</b>	<b>Pa</b>	<b>Rt</b>	<b>PAT</b>	<b>FG</b>	<b>S</b>	<b>TP</b>
Lohmiller		0	0	0	0	30/30	30/40	0	120
Byner		7	6	1	0	0/0	0/0	0	42
Clark		5	0	5	0	0/0	0/0	0	30
REDSKINS		30	10	15	5	30/30	30/40	0	300
Opponents		30	11	15	4	29/30	14/21	2	255
<b>RUSHING</b>		<b>No.</b>	<b>Yards</b>	<b>Avg.</b>	<b>Lg</b>	<b>TD</b>			
Byner		262	998	3.8	23	6			
Ervins		151	495	3.3	25	2			
Mitchell		6	70	11.7	33	0			
REDSKINS		483	1,727	3.6	33	10			
Opponents		406	1,696	4.2	36	11			

<b>PASSING</b>		<b>Att</b>	<b>Comp</b>	<b>Yards</b>	<b>Cmp%</b>	<b>Yards/Att</b>	<b>TD</b>	<b>Int</b>	<b>Int%</b>	<b>Long</b>	<b>Sack/Lost</b>	<b>Rating</b>	
Rypien		479	269	3,282	56.2	6.8	13	2.7	17	3.5	62	23/176	71.7
REDSKINS		485	272	3,339	56.1	6.8	15	3.1	17	3.5	62	23/176	71.7
Opponents		466	258	3,021	55.4	6.4	15	3.2	23	4.9	89	39/279	65.4

<b>RECEIVING</b>		<b>No.</b>	<b>Yards</b>	<b>Avg.</b>	<b>Lg</b>	<b>TD</b>
Clark		64	912	14.3	47	5
Sanders		51	707	13.9	62t	3
Monk		46	644	14.0	49t	3
REDSKINS		272	3,339	12.3	62t	15
Opponents		258	3,021	11.7	89t	15

<b>INTERCEPTIONS</b>		<b>No.</b>	<b>Yards</b>	<b>Avg.</b>	<b>Lg</b>	<b>TD</b>
Goodburn		6	157	26.2	53t	1
Mayhew		3	58	19.3	33	0
Gouveia		3	43	14.3	28	0
REDSKINS		23	495	21.1	65	2
Opponents		17	318	18.7	49	2

<b>PUNTING</b>		<b>No.</b>	<b>Yards</b>	<b>Avg.</b>	<b>Net</b>	<b>TB</b>	<b>In</b>	<b>Lg</b>	<b>Blk</b>
Goodburn		64	2,555	39.9	32.7	5	17	66	1
REDSKINS		65	2,555	39.3	32.7	5	17	66	1
Opponents		73	3,128	42.8	37.2	3	18	58	0

<b>PUNT RETURNS</b>		<b>Ret</b>	<b>FC</b>	<b>Yards</b>	<b>Avg.</b>	<b>Lg</b>	<b>TD</b>
Mitchell		29	9	271	9.3	84t	1
REDSKINS		37	12	355	9.6	84t	2
Opponents		27	13	332	12.3	79t	1

<b>KICKOFF RETURNS</b>		<b>No.</b>	<b>Yards</b>	<b>Avg.</b>	<b>Lg</b>	<b>TD</b>
Mitchell		23	492	21.4	47	0
REDSKINS		48	973	20.3	47	0
Opponents		54	1,074	19.9	99t	1

<b>FIELD GOALS</b>		<b>1-19</b>	<b>20-29</b>	<b>30-39</b>	<b>40-49</b>	<b>50+</b>
Lohmiller		2/2	9/9	9/15	8/12	2/2
Opponents		1/1	5/7	2/3	5/8	1/2

<b>DEFENSE</b>		<b>T</b>	<b>S</b>	<b>A</b>	<b>TFL</b>	<b>PD</b>	<b>FF</b>	<b>FR</b>
Gouveia		169	90	75	4	3	3	0
Edwards		168	81	86	1	8	1	0
Marshall		138	90	39	9	15	3	2

**SACKS:** Tim Johnson 6.0, Wilber Marshall 6.0, Jumpy Geathers 5.0, Charles Mann 4.5, Fred Stokes 3.5, Jason Buck 3.0, Monte Coleman 3.0, Andre Collins 2.0, Bobby Wilson 2.0, Shane Collins 1.0, Danny Copeland 1.0, Kurt Gouveia 1.0, Alvoid Mays 1.0

**NOTABLE Record (Finish):** 9-7 (3rd NFC East)

**National Honors:** LB Wilber Marshall: PFWA All-Pro, AP All-Pro, All-NFL, UPI All-NFC, Pro Bowl; FS Brad Edwards: UPI All-NFC

**Starters:** Offense: WR Gary Clark (14), WR Ricky Sanders (5), TE Ron Middleton (12), TE Don Warren (10), HB Terry Orr (7), WR Art Monk (14), TE James Jenkins (1), WR Desmond Howard (1), LT Jim Lachey (10), LT Moe Elewonibi (4), LT/RT Ed Simmons (1/10), LT/LG/C Raleigh McKenzie (1/5/10), LG/RT Joe Jacoby (4/5), LG/RT Ray Brown (7/1), C Jeff Bostic (4), C Matt Elliott (2), RG Mark Schlereth (16), QB Mark Rypien (16), RB Ernest Byner (16)

Defense: LE Charles Mann (16), LT Bobby Wilson (5), LT Eric Williams (6), LT Jason Buck (5), RT Tim Johnson (16), RE Fred Stokes (10), RE Shane Collins (6), LLB Wilber Marshall (16), MLB Kurt Gouveia (14), MLB John Brantley (2), RLB Andre Collins (14), RLB Tony Barker (2), LCB Martin Mayhew (10), LCB Alvoid Mays (2), LCB Todd Bowles (1), LCB/RCB AJ Johnson (3/8), RCB Darrell Green (7), SS Danny Copeland (13), SS Todd Bowles (3), FS Brad Edwards (16)



# YEARLY STATS

## 1993 [4-12] // COACH RICHIE PETITBON

Sept. 6	W	35-16	Dallas	56,345
Sept. 12	L	10-17	Phoenix	53,525
Sept. 19	L	31-34	at Philadelphia	65,435
Oct. 4	L	10-17	at Miami	68,568
Oct. 10	L	7-41	New York Giants	53,715
Oct. 17	L	6-36	at Phoenix	48,143
Nov. 1	L	10-24	at Buffalo	79,106
Nov. 7	W	30-24	Indianapolis	50,523
Nov. 14	L	6-20	at New York Giants	76,606
Nov. 21	L	6-10	at Los Angeles Rams	45,546
Nov. 28	L	14-17	Philadelphia	46,663
Dec. 5	W	23-17	at Tampa Bay	49,035
Dec. 11	L	0-3	New York Jets	47,970
Dec. 19	W	30-17	Atlanta	50,192
Dec. 26	L	3-38	at Dallas	64,497
Dec. 31	L	9-14	Minnesota	42,836

		Redskins	Opponents
<b>TOTAL FIRST DOWNS</b>			
Rushing		255	304
Passing		92	127
Penalty		143	157
		20	20
<b>POSSESSION AVG.</b>			
		27:58	32:02
<b>TOTAL NET YARDS</b>			
		4,273	5,499
Avg. Per Game		267.1	343.6
Total Plays		969	1,027
Avg. Per Play		4.4	5.4
<b>NET YARDS RUSHING</b>			
		1,728	2,112
Avg. Per Game		107.9	131.9
Total Rushes		396	513
<b>NET YARDS PASSING</b>			
		2,545	3,387
Avg. Per Game		159.1	211.6
Sacked/Yards Lost		40/219	31/197
Gross Yards		2,764	3,584
Attempts/Completions		533/287	483/291
Completion Pct.		53.8	60.2
Had Intercepted		21	17
<b>PUNT/AVERAGE</b>			
		83/43.9	73/41.1
<b>NET PUNTING AVG.</b>			
		37.4	36.6
<b>PENALTIES/YARDS</b>			
		90/597	100/782
<b>FUMBLES/LOST</b>			
		24/10	25/14
<b>TOUCHDOWNS</b>			
Rushing		26	42
Passing		11	14
Returns		11	24
		4	4

SCORE BY PERIODS	Q1	Q2	Q3	Q4	OT	PTS
REDSKINS	23	77	59	71	0	230
Opponents	61	92	69	103	0	345

SCORING	TD	Ru	Pa	Rt	PAT	FG	S	TP
Lahniller	0	0	0	0	24/26	16/28	0	72
Sanders	4	0	4	0	0/0	0/0	0	24
Brooks	3	3	0	0	0/0	0/0	0	18
McGee	3	0	3	0	0/0	0/0	0	18
Mitchell	3	3	0	0	0/0	0/0	0	18
Rypien	3	3	0	0	0/0	0/0	0	18
REDSKINS	26	11	11	4	24/26	16/28	1	230
Opponents	42	14	24	4	40/42	17/22	1	345

RUSHING	No.	Yards	Avg.	Lg	TD
Brooks	233	1,063	4.8	85t	3
Mitchell	63	246	3.9	29t	3
Erwins	50	201	4.0	18	0
REDSKINS	396	1,728	4.4	85t	11
Opponents	513	2,112	4.1	35	14

PASSING	Att	Comp	Yards	Cmp%	Yards/Att	TD	TD%	Int	Int%	Long	Sack/Lost	Rating
Rypien	319	166	1,514	52.0	4.7	4	1.3	10	3.1	43	16/87	56.3
Gannon	125	74	704	59.2	5.6	3	2.4	7	5.6	54	16/87	59.6
Conklin	87	46	496	52.9	5.7	4	4.6	3	3.4	34	8/45	70.9
REDSKINS	533	287	2,764	53.8	5.1	11	2.1	21	3.9	54	40/219	59.0
Opponents	483	291	3,583	60.2	7.4	24	5.0	17	3.5	80	31/197	85.1

RECEIVING	No.	Yards	Avg.	Lg	TD
Sanders	58	638	11.0	50	4
Monk	41	398	9.7	29	2
McGee	39	500	12.8	54	3
REDSKINS	287	2,764	9.6	54	11
Opponents	291	3,584	12.3	80t	24

INTERCEPTIONS	No.	Yards	Avg.	Lg	TD
Carter	6	54	9.0	29	0
Green	4	10	2.5	6	0
REDSKINS	17	241	14.2	69t	2
Opponents	21	209	10.0	30	2

PUNTING	No.	Yards	Avg.	Net	TB	In	Lg	Blk
Roby	78	3,447	44.2	37.2	10	25	60	0
REDSKINS	83	3,644	43.9	37.4	10	28	60	0
Opponents	73	2,995	41.0	36.6	4	20	65	0

PUNT RETURNS	Ret	FC	Yards	Avg.	Lg	TD
Mitchell	29	7	193	6.7	48	0
REDSKINS	35	8	245	7.0	48	0
Opponents	34	23	343	10.1	62t	2

KICKOFF RETURNS	No.	Yards	Avg.	Lg	TD
Mitchell	33	678	20.5	68	0
Howard	21	405	19.3	33	0
REDSKINS	59	1,166	19.8	68	0
Opponents	36	722	20.1	43	0

FIELD GOALS	1-19	20-29	30-39	40-49	50+
Lohmiller	2/2	4/4	8/12	1/4	1/6
Opponents	0/0	6/7	4/5	6/7	1/3

DEFENSE	T	S	A	TFL	PD	FF	FR
Gouveia	174	83	88	3	5	2	0
Edwards	150	89	61	0	2	0	1
Copeland	129	64	63	2	3	0	0

**SACKS:** Monte Coleman 6.0, Andre Collins 6.0, Sterling Palmer 4.5, Tim Johnson 4.0, Al Noga 4.0, Bobby Wilson 2.0, Kurt Gouveia 1.5, Carl Banks 1.0, Jeff Faulkner 1.0, Charles Mann 1.0

**NOTABLE Record (Finish):** 4-12 (5th NFC East)

**National Honors:** RB Reggie Brooks: PFWA All-Rookie

**Starters:** Offense: WR Tim McGee [12], WR Art Monk [5], LT Mo Elewonibi [15], LT Joe Jacoby [1], LG/RT Ray Brown [11/3], LG/C/RG Raleigh McKenzie [3/6/6], LG/RG Vernice Smith [2/1], C Jeff Bostic [10], RG Mark Schlereth [8], RT Ed Simmons [13], TE Ron Middleton [16], TE James Jenkins [4], WR Ricky Sanders [11], WR Desmond Howard [5], QB Mark Rypien [10], QB Cary Conklin [2], QB Rich Gannon [4], RB/HB Earnest Byner [2/1], RB Brian Mitchell [4], HB Frank Wycheck [6], RB Reggie Brooks [11]

Defense: LE Charles Mann [11], LE/LT/RE Jason Buck [1/1/1], LE Al Noga [4], LT Eric Williams [4], LT/RT Bobby Wilson [8/1], LT Jeff Faulkner [3], RT Tim Johnson [15], RE Shane Collins [5], RE Sterling Palmer [10], LLB Carl Banks [15], LLB/RLB Monte Coleman [1/3], MLB Kurt Gouveia [16], RLB Andre Collins [13], LCB AJ Johnson [3], LCB Tom Carter [11], LCB Al-void Mays [2], RCB Darrell Green [16], SS Danny Copeland [14], SS Todd Bowles [2], FS Brad Edwards [16]

# YEARLY STATS

## 1994 (3-13) // COACH NORV TURNER

Sept. 4	L	7-28	Seattle	52,930
Sept. 11	W	38-24	at New Orleans	58,049
Sept. 18	L	23-31	at New York Giants	77,298
Sept. 25	L	20-27	Atlanta	53,238
Oct. 2	L	7-34	Dallas	55,394
Oct. 9	L	17-21	at Philadelphia	63,947
Oct. 16	L	16-19 (OT)	Arizona	50,019
Oct. 23	W	41-27	at Indianapolis	57,879
Oct. 30	L	29-31	Philadelphia	53,530
Nov. 6	L	22-37	San Francisco	54,335
Nov. 20	L	7-31	at Dallas	64,644
Nov. 27	L	19-21	New York Giants	43,384
Dec. 4	L	21-26	at Tampa Bay	45,121
Dec. 11	L	15-17	at Arizona	53,790
Dec. 18	L	14-17	Tampa Bay	47,315
Dec. 24	W	24-21	at Los Angeles Rams	25,705

<b>TOTAL FIRST DOWNS</b>	269	331
Rushing	79	129
Passing	166	182
Penalty	24	20

<b>POSSESSION AVG.</b>	26:55	33:05
<b>TOTAL NET YARDS</b>	4,793	5,609
Avg. Per Game	299.6	350.6
Total Plays	974	1,080
Avg. Per Play	4.9	5.2

<b>NET YARDS RUSHING</b>	1,415	1,975
Avg. Per Game	88.4	123.4
Total Rushes	407	556

<b>NET YARDS PASSING</b>	3,378	3,634
Avg. Per Game	211.1	227.1
Sacked/Yards Lost	21/146	28/165
Gross Yards	3,524	3,799
Attempts/Completions	546/271	496/300
Completion Pct.	49.6	60.5
Had Intercepted	27	17

<b>PUNT/AVERAGE</b>	82/44.4	87/40.3
<b>NET PUNTING AVG.</b>	36.1	33.0
<b>PENALTIES/YARDS</b>	88/730	98/839

<b>FUMBLES/LOST</b>	21/13	21/6
<b>TOUCHDOWNS</b>	37	52
Rushing	5	24
Passing	25	22
Returns	7	6

<b>SCORE BY PERIODS</b>	<b>Q1</b>	<b>Q2</b>	<b>Q3</b>	<b>Q4</b>	<b>OT</b>	<b>PTS</b>
REDSKINS	44	137	62	77	0	320
Opponents	95	128	81	105	3	412

<b>SCORING</b>	<b>TD</b>	<b>Ru</b>	<b>Pa</b>	<b>Rt</b>	<b>PAT</b>	<b>FG</b>	<b>S</b>	<b>TP</b>
Lohmiller	0	0	0	0	30/32	20/28	0	90
Ellard	6	0	6	0	0/0	0/0	0	36
Howard	5	0	5	0	0/0	0/0	0	32
Ervins	4	3	1	0	0/0	0/0	0	24
Jenkins	4	0	4	0	0/0	0/0	0	24
REDSKINS	37	5	25	7	30/32	20/28	1	320
Opponents	52	24	22	6	47/47	17/28	0	412

<b>RUSHING</b>	<b>No.</b>	<b>Yards</b>	<b>Avg.</b>	<b>Lg</b>	<b>TD</b>
Ervins	185	650	3.5	49	3
Mitchell	78	311	4.0	33	0
Brooks	100	297	3.0	15	2
REDSKINS	407	1,415	3.5	49	5
Opponents	556	1,975	3.6	38	24

<b>PASSING</b>	<b>Att</b>	<b>Comp</b>	<b>Yards</b>	<b>Cmp%</b>	<b>Yards/Att</b>	<b>TD</b>	<b>TD%</b>	<b>Int</b>	<b>Int%</b>	<b>Long</b>	<b>Sack/Lost</b>	<b>Rating</b>
Shuler	265	120	1,658	45.3	6.2	10	3.8	12	4.5	81	12/83	59.6
Friesz	180	105	1,266	58.3	7.0	10	5.6	9	5.0	73	6/45	77.7
Frerotte	100	46	600	46.0	6.0	5	5.0	5	5.0	51	3/18	61.3
REDSKINS	546	271	3,534	49.6	6.4	25	4.6	27	4.9	81	21/146	65.0
Opponents	496	300	3,799	60.5	7.6	22	4.4	17	3.4	85	28/165	84.9

<b>RECEIVING</b>	<b>No.</b>	<b>Yards</b>	<b>Avg.</b>	<b>Lg</b>	<b>TD</b>
Ellard	74	1,397	18.9	73t	6
Ervins	51	293	5.7	21	1
Howard	40	727	18.2	81t	5
REDSKINS	271	3,524	13.0	81t	25
Opponents	300	3,799	12.7	85t	22

<b>INTERCEPTIONS</b>	<b>No.</b>	<b>Yards</b>	<b>Avg.</b>	<b>Lg</b>	<b>TD</b>
A. Collins	4	150	37.5	92	t2
Carter	3	58	19.3	40	0
Bayless	3	38	12.7	19	0
Green	3	32	10.7	27t	1
REDSKINS	17	326	19.2	92t	3
Opponents	27	482	17.9	73t	4

<b>PUNTING</b>	<b>No.</b>	<b>Yards</b>	<b>Avg.</b>	<b>Net</b>	<b>TB</b>	<b>In</b>	<b>Lg</b>	<b>Blk</b>
Roby	82	3,639	44.4	36.1	12	21	65	0
Opponents	87	3,506	40.3	33.0	9	27	59	0

<b>PUNT RETURNS</b>	<b>Ret</b>	<b>FC</b>	<b>Yards</b>	<b>Avg.</b>	<b>Lg</b>	<b>TD</b>
Mitchell	32	24	452	14.1	78t	2
Opponents	45	11	441	9.8	83t	1

<b>KICKOFF RETURNS</b>	<b>No.</b>	<b>Yards</b>	<b>Avg.</b>	<b>Lg</b>	<b>TD</b>
Mitchell	58	1,478	25.5	86	0
REDSKINS	71	1,685	23.7	86	0
Opponents	62	1,389	22.4	96t	1

<b>FIELD GOALS</b>	<b>1-19</b>	<b>20-29</b>	<b>30-39</b>	<b>40-49</b>	<b>50+</b>
Lohmiller	0/0	9/11	5/6	5/8	1/3
Opponents	0/0	7/7	6/9	2/8	2/4

<b>DEFENSE</b>	<b>T</b>	<b>S</b>	<b>A</b>	<b>TFL</b>	<b>PD</b>	<b>FF</b>	<b>FR</b>
A. Collins	171	99	65	7	5	2	1
Stowe	157	80	73	4	0	1	0
Harvey	130	74	47	9	3	4	1

**SACKS:** Ken Harvey 13.5, Tony Woods 4.5, Bobby Wilson 2.5, Leonard Marshall 2.0, Andre Collins 1.5, Tim Johnson 1.0, Dexter Nottage 1.0, Sterling Palmer 1.0, Monte Coleman 0.5, Lamont Hollinquest 0.5

**NOTABLE Record (Finish):** 3-13 (5th NFC East)

**National Honors:** P Reggie Roby: First Team AP, Pro Bowl; KR Brian Mitchell: Second Team AP; LB Ken Harvey: Second Team AP, Pro Bowl

**Starters:** Offense: WR Desmond Howard (15), LT Jim Lachey (13), LG/LT Ray Brown (14/2), C/RG/LG Raleigh McKenzie (4/10/2), RB Mark Schlereth (4), RT Ed Simmons (16), TE Ethan Horton (15), TE James Jenkins (3), QB John Friesz (4), QB Heath Shuler (8), QB Gus Frerotte (4), RB Reggie Brooks (5), RB Ricky Ervins (10), RB/FB Brian Mitchell (1/6), FB Cedric Smith (8), FB Frank Wycheck (1)

**Defense:** LE Tony Woods (15), LT Bobby Wilson (9), LT/RT Lamar Mills (1/3), LT Leonard Marshall (3), LT Marc Boutte (3), RE Sterling Palmer (16), LLB Ken Harvey (16), MLB Tyrone Stowe (15), MLB Kurt Gouveia (1), RLB Andre Collins (16), LCB Tom Carter (16), RCB Darrell Green (16), SS Martin Bayless (15), Keith Taylor (1), FS Darryl Morrison (16)

# YEARLY STATS

## 1995 (6-10) // COACH NORV TURNER

Sept. 3	W	27-7	Arizona	52,731
Sept. 10	L	8-20	Oakland	54,548
Sept. 17	L	31-38	at Denver	71,930
Sept. 24	L	6-14	at Tampa Bay	49,234
Oct. 1	W	27-23	Dallas	55,489
Oct. 8	L	34-37 (OT)	at Philadelphia	65,498
Oct. 15	L	20-24	at Arizona	42,370
Oct. 22	W	36-30 (OT)	Detroit	52,332
Oct. 29	L	15-24	New York Giants	53,310
Nov. 5	L	3-24	at Kansas City	77,821
Nov. 19	L	20-27	Seattle	51,298
Nov. 26	L	7-14	Philadelphia	50,539
Dec. 3	W	24-17	at Dallas	64,866
Dec. 10	L	13-20	at New York Giants	48,247
Dec. 17	W	35-23	at St. Louis	63,760
Dec. 24	W	20-17	Carolina	42,903

	Redskins	Opponents
<b>TOTAL FIRST DOWNS</b>	297	323
Rushing	105	127
Passing	169	182
Penalty	23	14
<b>POSSESSION AVG.</b>	28:42	31:18
<b>TOTAL NET YARDS</b>	5,184	5,400
Avg. Per Game	324.0	337.5
Total Plays	1,026	1,059
Avg. Per Play	5.1	5.1
<b>NET YARDS RUSHING</b>	1,956	2,132
Avg. Per Game	122.3	133.3
Total Rushes	469	483
<b>NET YARDS PASSING</b>	3,228	3,268
Avg. Per Game	201.8	204.3
Sacked/Yards Lost	36/268	30/135
Gross Yards	3,496	3,403
Attempts/Completions	521/265	546/338
Completion Pct.	50.9	61.9
Had Intercepted	20	16
<b>PUNT/AVERAGE</b>	74/42.4	72/41.4
<b>NET PUNTING AVG.</b>	37.7	35.1
<b>PENALTIES/YARDS</b>	78/563	100/780
<b>FUMBLES/LOST</b>	24/10	31/18
<b>TOUCHDOWNS</b>	35	42
Rushing	15	18
Passing	16	20
Returns	4	4

SCORE BY PERIODS	Q1	Q2	Q3	Q4	OT	PTS
REDSKINS	59	90	85	86	6	328
Opponents	65	126	48	117	3	359

SCORING	TD	Ru	Pa	Rt	PAT	FG	S	TP
Murray	0	0	0	0	33/33	27/36	0	114
Allen	11	10	1	0	0/0	0/0	0	66
REDSKINS	35	15	16	4	33/33	27/36	1	326
Opponents	42	18	20	4	39/40	22/27	0	359

RUSHING	No.	Yards	Avg.	Lg	TD
Allen	338	1,309	3.9	28	10
Mitchell	46	301	6.5	36t	1
REDSKINS	469	1,956	4.2	58t	15
Opponents	483	2,132	4.4	55t	18

PASSING	Att	Comp	Yards	Cmp%	Yards/Att	TD	TD%	Int	Int%	Long	Sack/Lost	Rating
Frerotte	396	199	2,751	50.3	6.9	13	3.3	13	3.3	73	23/192	70.2
Shuler	125	66	745	52.8	5.9	3	2.4	7	5.6	44	13/76	55.6
REDSKINS	521	265	3,496	50.9	6.7	16	3.1	20	3.8	73	36/268	66.7
Opponents	546	338	3,403	61.9	6.2	20	3.7	16	2.9	59	30/135	79.6

RECEIVING	No.	Yards	Avg.	Lg	TD
Ellard	56	1,005	17.9	59	5
Mitchell	38	324	8.5	22t	1
Westbrook	34	522	15.4	45	1
REDSKINS	265	3,496	13.2	73t	16
Opponents	338	3,403	10.1	59t	20

INTERCEPTIONS	No.	Yards	Avg.	Lg	TD
Carter	4	116	29.0	51t	1
Green	3	42	14.0	22	1
Richard	3	24	8.0	24	0
REDSKINS	16	250	15.6	51t	2
Opponents	20	338	16.9	75t	3

PUNTING	No.	Yards	Avg.	Net	TB	In	Lg	Blk
Turk	74	3,140	42.4	37.7	9	29	60	0
Opponents	72	2,984	41.4	35.1	7	25	60	1

PUNT RETURNS	Ret	FC	Yards	Avg.	Lg	TD
Mitchell	25	15	315	12.6	59t	1
REDSKINS	26	15	315	12.1	59t	1
Opponents	26	13	173	6.7	35	0

KICKOFF RETURNS	No.	Yards	Avg.	Lg	TD
Mitchell	55	1,408	25.6	59	0
REDSKINS	69	1,646	23.9	59	0
Opponents	70	1,434	20.5	91t	1

FIELD GOALS	1-19	20-29	30-39	40-49	50+
Murray	1/1	9/9	10/13	6/11	1/2
REDSKINS	1/1	9/9	10/13	6/11	1/2
Opponents	1/1	5/5	10/10	6/7	0/4

DEFENSE	T	S	A	TFL	PD	FF	FR
Patton	103	54	4	161	2	4	1
Stephens	77	75	4	153	4	2	1
Harvey	78	38	16	132	5	3	2

**SACKS:** Ken Harvey 7.5, Sterling Palmer 4.5, Tim Johnson 3.0, Rich Owens 3.0, Marc Boutte 2.0, William Gaines 2.0, Marvucus Patton 2.0, Tony Woods 2.0, Mike Flores 1.0, Keith Taylor 1.0, Scott Turner 1.0

**NOTABLE RECORD (Finish):** 6-10 (3rd NFC East)

**National Honors:** KR Brian Mitchell: Pro Bowl, First Team AP, College & Pro Football Weekly, PFWA, Second Team Football Digest, The Sporting News, USA Today, Second Team Football News; LB Ken Harvey: Pro Bowl, First Team Sports Illustrated, USA Today, Second Team AP, Football Digest, Football News, UPI All-NFC; RB Terry Allen: Second Team UPI All-NFC

**Starters:** Offense: WR Michael Westbrook (9), WR Leslie Shepherd (4), WR Olanda Truitt (2), LT Jim Lachey (3), LT Joe Patton (13), LG Ray Brown (16), C John Gesek (12), C Vernice Smith (2), C Cory Rayment (2), RG Tré Johnson (9), G John Gesek (4), G Vernice Smith (3), RT Ed Simmons (16), TE Scott Galbraith (16), TE James Jenkins (4), TE Jamie Asher (2), TE Coleman Bell (1), WR Henry Ellard (15), WR Tydus Winans (1), QB Gus Frerotte (11), QB Heath Shuler (5), RB Terry Allen (16), FB Marc Logan (10), FB Brian Mitchell (1)

**Defense:** LE Tony Woods (16), LT Marc Boutte (16), RT William Gaines (11), RT Tim Johnson (5), RE Sterling Palmer (13), RE Rich Owens (3), LLB Ken Harvey (16), MLB Rod Stephens (16), RLB Marvucus Patton (16), LCB Tom Carter (16), RCB Darrell Green (16), SS James Washington (12), SS Keith Taylor (4), FS Stanley Richard (16)

# YEARLY STATS

## 1996 (9-7) // COACH NORV TURNER

Sept. 1	L	14-17	Philadelphia	53,415
Sept. 8	W	10-3	Chicago	52,711
Sept. 15	W	31-10	at New York Giants	71,693
Sept. 22	W	17-10	at St. Louis	62,303
Sept. 29	W	31-16	New York Jets	52,068
Oct. 13	W	27-22	at New England	59,638
Oct. 20	W	31-21	New York Giants	52,638
Oct. 27	W	31-16	Indianapolis	54,254
Nov. 3	L	13-38	at Buffalo	78,002
Nov. 10	L	34-37 (OT)	Arizona	51,929
Nov. 17	W	26-21	at Philadelphia	66,834
Nov. 24	L	16-19 (OT)	San Francisco	54,235
Nov. 28	L	10-21	at Dallas	64,955
Dec. 8	L	10-24	at Tampa Bay	44,733
Dec. 15	L	26-27	at Arizona	34,260
Dec. 22	W	37-10	Dallas	65,454

### TOTAL FIRST DOWNS

Rushing	106	146
Passing	174	191
Penalty	27	21

### POSSESSION AVG.

TOTAL NET YARDS	27:32	32:28
Avg. Per Game	5,229	5,723
Total Plays	326.8	357.7
Avg. Per Play	960	1,114
NET YARDS RUSHING	5.4	5.1
Avg. Per Game	1,910	2,275
Total Rushes	119.4	142.2
NET YARDS PASSING	467	520
Avg. Per Game	3,319	3,655
Sacked/Yards Lost	207.4	215.5
Gross Yards	22/134	34/207
Attempts/Completions	3,453	3,655
Completion Pct.	471/270	560/325
Had Intercepted	57.3	58.0
	11	21

### NET YARDS RUSHING

PUNT/AVERAGE	77/45.1	68/44.0
NET PUNTING AVG.	38.9	38.4
PENALTIES/YARDS	95/740	102/867
FUMBLES/LOST	21/7	27/9
TOUCHDOWNS	41	33
Rushing	27	20
Passing	12	20
Returns	2	1

### NET YARDS PASSING

SCORE BY PERIODS	Q1	Q2	Q3	Q4	OT	PTS
Redskins	56	123	97	88	0	364
Opponents	39	110	68	89	6	312

### PUNT/AVERAGE

SCORING	TD	Ru	Pa	Rt	PAT	FG	S	TP
Allen	21	21	0	0	0/0	0/0	0	126
Blanton	0	0	0	0	40/40	26/32	0	118
Shepherd	5	2	3	0	0/0	0/0	0	30
Asher	4	0	4	0	0/0	0/0	0	24
REDSKINS	41	27	12	2	40/40	26/32	0	364
Opponents	33	20	12	1	31/31	27/38	0	312

### FUMBLES/LOST

RUSHING	No.	Yards	Avg.	Lg	TD
Allen	347	1,353	3.9	49t	21
Mitchell	39	193	4.9	32	0
Davis	23	139	6.0	39t	2
REDSKINS	467	1,910	4.1	49t	27
Opponents	520	2,275	4.4	57	20

### TOUCHDOWNS

PASSING	Att	Comp	Yards	Cmp%	Yards/Att	TD	TD%	Int	Int%	Long	Sack/Lost	Rating
Frerotte	470	270	3,453	57.4	7.3	12	2.6	11	2.3	52	22/134	79.3
REDSKINS	471	270	3,453	57.3	7.3	12	2.5	11	2.3	52	22/134	79.2
Opponents	560	235	3,655	58.0	6.5	12	2.1	21	3.8	64	34/207	69.2

### RECEIVING

RECEIVING	No.	Yards	Avg.	Lg	TD
Ellard	52	1,014	19.5	51	2
Asher	42	481	11.5	34	4
Westbrook	34	505	14.9	45	1
REDSKINS	270	3,453	12.8	52t	12
Opponents	325	3,655	11.2	64t	12

### INTERCEPTIONS

INTERCEPTIONS	No.	Yards	Avg.	Lg	TD
Carter	5	24	4.8	24	0
Green	3	84	28.0	68t	1
Richard	3	47	15.7	42	0
REDSKINS	21	214	10.2	68t	1
Opponents	11	154	14.0	40t	0

### PUNTING

PUNTING	No.	Yards	Avg.	Net	TB	In	Lg	Blk
Turk	75	3,386	45.1	39.2	11	25	63	0
REDSKINS	77	3,470	45.1	38.9	12	25	63	0
Opponents	68	2,990	44.0	36.4	13	15	72	0

### PUNT RETURNS

PUNT RETURNS	Ret	FC	Yards	Avg.	Lg	TD
Mitchell	23	16	258	11.2	71	0
Opponents	35	5	235	6.7	28	0

### KICKOFF RETURNS

KICKOFF RETURNS	No.	Yards	Avg.	Lg	TD
Mitchell	56	1,258	22.5	50	0
REDSKINS	65	1,401	21.6	50	0
Opponents	76	1,610	21.2	63	0

### FIELD GOALS

FIELD GOALS	1-19	20-29	30-39	40-49	50+
Blanton	2/2	13/13	7/7	2/7	2/3
Opponents	3/3	9/9	10/14	4/10	1/2

### DEFENSE

DEFENSE	T	S	A	TFL	PD	FF	FR
M. Patton	181	99	76	6	6	2	1
Stephens	167	87	71	9	6	0	1
Harvey	123	75	39	9	2	1	2

### SACKS

**SACKS:** Rich Owens 11.0, Ken Harvey 9.0, Dexter Nottage 5.0, Sean Gilbert 3.0, Marcus Patton 2.0, Rod Stephens 1.0, Tony Woods 1.0, Sterling Palmer 1.0, Brian Walker 1.0

### NOTABLE RECORD

**Record (Finish):** 6-10 (3rd NFC East)

### NATIONAL HONORS

**National Honors:** RB Terry Allen: Pro Bowl, UPI All NFC, AP All-Pro; G Bob Dahl: UPI All-NFC; QB Gus Frerotte: Pro Bowl; CB Darrell Green: Pro Bowl; LB Ken Harvey: Pro Bowl, UPI All-NFC; P Matt Turk: Pro Bowl, AP All-Pro, College & Pro Football Newsweekly, Football Digest All-Pro, Football News All-NFC, UPI All-NFC

### STARTERS

**Starters:** Offense: WR Henry Ellard (16), LT/LG/RG Joe Patton (15/1/1); LT Shar Pourdanesh (3); LG Tré Johnson (15); C Jeff Uhlenhake (11); C Cory Raymer (5); RG Bob Dahl (15); TE Jamie Asher (12); TE Scott Galbraith (6); TE James Jenkins (6); WR Leslie Shepherd (6); WR Michael Westbrook (6); WR Bill Brooks (2); QB Gus Frerotte (16); RB Terry Allen (16); FB Marc Logan (9); FB Brian Mitchell (1)

### DEFENSE

**Defense:** LE Tony Woods (7); LE Sterling Palmer (6); LE Dexter Nottage (3); LT Marc Boutte (10); LT William Gaines (6); RT Sean Gilbert (16); RE Rich Owens (16); LLB Ken Harvey (16); MLB Rod Stephens (15); MLB Patrice Alexander (1); RLB Marcus Patton (16); LCB Tom Carter (16); RCB Darrell Green (16); SS/FS Darryl Morrison (11/1); Brian Walker (4); Darryl Pounds (1); FS Stanley Richard (15)

# YEARLY STATS

## 1997 (8-7-1) // COACH NORV TURNER

Aug. 31	W	24-10	at Carolina	72,633
Sept. 7	L	13-14	at Pittsburgh	58,059
Sept. 14	L	19-13 (OT)	Arizona	78,270
Sept. 28	W	24-13	Jacksonville	74,421
Oct. 5	L	10-24	at Philadelphia	67,008
Oct. 13	W	21-16	Dallas	76,159
Oct. 19	L	14-28	at Tennessee	31,042
Oct. 26	L	17-20	Baltimore	75,067
Nov. 2	W	31-8	at Chicago	53,032
Nov. 9	W	30-7	Detroit	75,261
Nov. 16	L	14-17	at Dallas	75,261
Nov. 23	T	7-7 (OT)	New York Giants	75,703
Nov. 30	L	20-23	St. Louis	74,772
Dec. 7	W	38-28	at Arizona	41,537
Dec. 13	L	10-30	at New York Giants	77,571
Dec. 21	W	35-32	Philadelphia	75,939

TOTAL FIRST DOWNS		Redskins	Opponents
Rushing		300	292
Passing		86	129
Penalty		192	149
		22	14

POSSESSION AVG.		Redskins	Opponents
TOTAL NET YARDS		29:27	30:33
Avg. Per Game		4,998	5,030
Total Plays		312.4	314.4
Avg. Per Play		1,033	1,058

NET YARDS RUSHING		Redskins	Opponents
Avg. Per Game		4.8	4.8
Total Rushes		1,615	2,212
		100.9	138.8

NET YARDS PASSING		Redskins	Opponents
Avg. Per Game		453	508
Sacked/Yards Lost		3,383	2,818
Gross Yards		211.4	176.1
Attempts/Completions		33/198	37/280
Completion Pct.		3,581	3,098
Had Intercepted		547/282	513/267
		51.7	52.0
		20	16

PUNT/AVERAGE		Redskins	Opponents
NET PUNTING AVG.		85/44.6	95/42.5
PENALTIES/YARDS		39.2	35.3
FUMBLES/LOST		78/639	96/849

TOUCHDOWNS		Redskins	Opponents
Rushing		21/7	36/14
Passing		40	32
Returns		12	15
		22	14
		6	3

SCORE BY PERIODS		Q1	Q2	Q3	Q4	OT	PTS
Redskins		62	101	80	78	6	327
Opponents		64	74	53	98	0	289

SCORING		TD	Ru	Pa	Rt	PAT	FG	S	TP
Blanton		0	0	0	0	34/34	16/24	0	82
Allen		5	4	1	0	0/0	0/0	0	30
Shepherd		5	0	5	0	0/0	0/0	0	30
Redskins		40	12	22	6	39/39	16/24	0	327
Opponents		32	15	14	3	28/28	21/25	0	289

RUSHING		No.	Yards	Avg.	Lg	TD
Allen		210	724	3.4	34	4
Davis		141	567	4.0	18	3
Mitchell		23	107	4.7	26	1
Redskins		453	1,615	3.6	34	12
Opponents		508	2,212	4.4	51t	15

PASSING		Att	Comp	Yards	Cmp%	Yards/Att	TD	TD%	Int	Int%	Long	Sack/Lost	Rating
Frerotte		402	204	2,682	50.7	6.6	17	4.2	12	3.0	52	23/146	73.8
Hostetler		144	79	899	54.9	6.2	5	3.5	10	6.9	69	10/52	56.5
Redskins		547	283	3,581	51.7	6.5	22	4.0	22	4.0	69	33/198	69.1
Opponents		513	267	3,098	52.0	6.0	14	2.7	16	3.1	52	37/280	66.7

RECEIVING		No.	Yards	Avg.	Lg	TD
Asher		49	474	9.7	24	1
Mitchell		36	438	12.2	69	1
Westbrook		34	559	16.4	40t	3
Bowie		34	388	11.4	39t	2
Redskins		283	3,581	12.7	69	22
Opponents		267	3,098	11.6	52	14

INTERCEPTIONS		No.	Yards	Avg.	Lg	TD
Dishman		4	47	11.8	29t	1
Richard		4	28	7.0	23	0
Redskins		16	222	13.9	83t	3
Opponents		22	262	11.9	35t	1

PUNTING		No.	Yards	Avg.	Net	TB	In	Lg	Blk
Turk		84	3,788	45.1	39.2	11	32	62	1
Opponents		95	4,038	42.5	35.3	12	33	59	0

PUNT RETURNS		Ret	FC	Yards	Avg.	Lg	TD
Mitchell		38	23	442	11.6	63t	1
Opponents		33	18	237	7.2	37	0

KICKOFF RETURNS		No.	Yards	Avg.	Lg	TD
Mitchell		47	1,094	23.3	97t	1
Redskins		59	1,283	21.7	97t	1
Opponents		67	1,515	22.6	57	0

FIELD GOALS		1-19	20-29	30-39	40-49	50+
Blanton		2/2	4/4	5/6	4/8	1/4
Opponents		1/1	6/6	7/8	6/8	1/2

DEFENSE		T	S	A	TFL	PD	FF	FR
Richard		181	125	55	1	12	0	1
Patton		175	129	43	3	4	4	1
Campbell		162	110	47	5	11	1	1

**SACKS:** Ken Harvey 9.5, Marcus Patton 4.0, Chris Mims 4.0, Greg Jones 4.0, Rich Owens 3.5, Jamal Duff 2.0, Derek Smith 2.0, Marc Boutte 2.0, Darryl Pounds 2.0, Chris Zorich 1.0, Kris Dishman 1.0, Kenard Lang 1.0, Team 1.0

**NOTABLE RECORD (Finish):** 8-7-1 (2nd NFC East)

**National Honors:** CB Kris Dishman: Pro Bowl; CB Darrell Green: Pro Bowl, College & Pro Football Weekly All-Pro; LB Ken Harvey: Pro Bowl; P Matt Turk: Pro Bowl, Sports Illustrated All-Pro, Pro Football Weekly All-NFC, The Sporting News All-Pro, Football News All-NFC, Football Digest All-NFL Second Team, USA Today All-Pro; LB Derek M. Smith: Football News All-Rookie

**Starters:** Offense: WR Michael Westbrook (9), WR Albert Connell (1), LT/RT Shar Pourdanesh (10/4), LT/LG Joe Patton (6/10), LG/RG Tré Johnson (6/5), C Jeff Uhlenhake (13), C Cory Raymer (3), RG Bob Dahl (8), RG Brad Badger (1), RT Ed Simmons (12), TE Jamie Asher (13), TE James Jenkins (5), TE Darryl Ashmore (2), WR Leslie Shepherd (9), WR Henry Ellard (11), QB Gus Frerotte (13), QB Jeff Hostetler (3), RB Terry Allen (10), RB Stephen Davis (6) FB Larry Bowie (12), FB Marc Logan (1), FB Brian Mitchell (1)

Defense: LE Kenard Lang (11), LE Jamal Duff (5), LT Chris Mims (7), LT Ryan Kuehl (5), LT/RT William Gaines (4/2), RT Marc Boutte (14), RE Rich Owens (15), RE Kelvin Kinney (1), LLB Ken Harvey (14), LLB Greg Jones (3), MLB Marcus Patton (16), RLB Derek Smith (16), LCB Kris Dishman (15), RCB Darrell Green (16), SS Jesse Campbell (16), FS Stanley Richard (16)

# YEARLY STATS

## 1998 (6-10) // COACH NORV TURNER

Sept. 6	L	24-31	at New York Giants	76,629
Sept. 14	L	10-45	San Francisco	76,798
Sept. 20	L	14-24	at Seattle	63,336
Sept. 27	L	16-38	Denver	71,880
Oct. 4	L	10-31	Dallas	72,284
Oct. 11	L	12-17	at Philadelphia	66,183
Oct. 18	L	7-41	at Minnesota	64,004
Nov. 1	W	21-14	New York Giants	67,976
Nov. 8	L	27-29	at Arizona	43,159
Nov. 15	W	28-3	Philadelphia	67,704
Nov. 22	L	42-45	Arizona	66,435
Nov. 29	W	29-19	at Oakland	41,409
Dec. 6	W	24-20	San Diego	65,713
Dec. 13	W	28-25	at Carolina	46,940
Dec. 19	W	20-16	Tampa Bay	66,309
Dec. 27	L	7-23	at Dallas	63,565

TOTAL FIRST DOWNS		Redskins	Opponents
Rushing		84	127
Passing		186	152
Penalty		25	24
3rd Down: Made/Att		68/215	88/231
3rd Down: Pct.		31.6	38.1
4th Down: Made/Att		5/15	6/15
4th Down: Pct.		33.3	40.0

POSSESSION AVG.		Redskins	Opponents
Avg. Per Game		31.3	33.6
Total Plays		1,027	1,057
Avg. Per Play		4.9	5.1

NET YARDS RUSHING		Redskins	Opponents
Avg. Per Game		105.3	152.3
Total Rushes		401	531

NET YARDS PASSING		Redskins	Opponents
Avg. Per Game		207.8	182.4
Sacked/Yards Lost		61/399	33/194
Gross Yards		3,724	3,112
Attempts/Completions		565/304	493/281
Completion Pct.		53.8	57.0
Had Intercepted		14	13

PUNT/AVERAGE		Redskins	Opponents
NET PUNTING AVG.		38.9	35.2
PENALTIES/YARDS		112/975	95/824
FUMBLES/LOST		27/15	17/8
TOUCHDOWNS		40	50
Rushing		15	24
Passing		24	21
Returns		1	5

SCORE BY PERIODS		Q1	Q2	Q3	Q4	OT	PTS
Redskins		94	80	57	88	0	319
Opponents		92	133	93	103	0	421

SCORING		TD	Ru	Pa	Rt	PAT	FG	S	TP
Blanchard		0	0	0	0	30/31	11/17	0	63
Shepherd		9	1	8	0	0/0	0/0	0	56
Hicks		8	8	0	0	0/0	0/0	0	48
REDSKINS		40	15	24	1	36/37	13/23	1	319
Opponents		50	24	21	5	46/46	23/28	1	421

RUSHING		No.	Yards	Avg.	Lg	TD
Allen		148	700	4.7	45	2
Hicks		122	433	3.5	28	8
REDSKINS		401	1,685	4.2	45	15
Opponents		531	2,436	4.6	55	24

PASSING		Att	Comp	Yards	Cmp%	Yards/Att	TD	TD%	Int	Int%	Long	Sack/Lost	Rating
T. Green		509	278	3,441	54.6	6.8	23	4.5	11	2.2	75	49/338	81.8
Frerotte		54	25	382	46.3	5.2	1	1.9	3	5.6	22	12/61	45.5
REDSKINS		565	304	3,724	53.8	6.6	24	4.2	14	2.5	75	61/399	78.2
Opponents		493	281	3,112	57.0	6.3	21	4.3	13	2.6	63	33/194	79.1

RECEIVING		No.	Yards	Avg.	Lg	TD
Westbrook		44	736	16.7	75t	6
Mitchell		44	306	7.0	24	0
Shepherd		43	712	16.6	43t	8
REDSKINS		304	3,724	122.3	75t	24
Opponents		281	3,112	11.1	63	21

INTERCEPTIONS		No.	Yards	Avg.	Lg	TD
L. Evans		3	77	25.7	54	0
D. Green		3	36	12.0	36	0
REDSKINS		13	190	14.6	54	0
Opponents		14	169	12.1	55t	2

PUNTING		No.	Yards	Avg.	Net	TB	In	Lg	Blk
Turk		93	4,103	44.1	39.0	9	33	69	1
REDSKINS		97	4,216	43.5	38.9	9	34	69	1
Opponents		92	3,966	43.1	35.2	11	20	64	0

PUNT RETURNS		Ret	FC	Yards	Avg.	Lg	TD
Mitchell		44	18	506	11.5	47	0
Opponents		32	16	261	8.2	40	0

KICKOFF RETURNS		No.	Yards	Avg.	Lg	TD
Mitchell		59	1,337	22.7	101t	1
REDSKINS		70	1,512	21.6	101t	1
Opponents		61	1,569	25.7	90t	2

FIELD GOALS		1-19	20-29	30-39	40-49	50+
Blanchard		0/0	2/2	6/8	2/5	1/2
REDSKINS		0/0	2/2	7/10	3/9	1/2
Opponents		1/1	10/11	5/6	7/9	0/1

DEFENSE		T	S	A	TFL	PD	FF	FR
Patton		192	134	55	3	6	1	1
Smith		157	103	49	5	3	1	1
Evans		114	74	37	3	6	0	1

**SACKS:** Dan Wilkinson 7.5, Kenard Lang 7.0, Marvcur Patton 3.0, Jamal Duff 3.0, N.D. Kalu 3.0, Marc Boutte 2.0, Ken Harvey 2.0, Dana Stubblefield 1.5, Greg Jones 1.0, Kelvin Kinney 1.0, Derek Smith 1.0, Leomont Evans 1.0

**NOTABLE Record (Finish):** 6-10 (4th NFC East)

**National Honors:** P Matt Turk: Pro Bowl, AP Second Team, Sports Illustrated All-Pro, Pro Football Weekly All-NFC, Football News All-NFC, Football Digest All-NFL Second Team

**Starters:** Offense: WR Michael Westbrook (10), WR Albert Connell (5), LT/LG/RG Brad Badger (10/5/1) LT/RT Shar Pourdanesh (1/14), LG Tré Johnson (10), C Cory Raymer (16), RG/RT/LG Joe Patton (4/5/1), RG Rod Milstead (11), RT/LT Shar Pourdanesh (14/1), RT Troy Drake (20), TE Jamie Asher (7), TE Stephen Alexander (5), TE James Jenkins (4), WR Leslie Shepherd (16), QB Trent Green (14), QB Gus Frerotte (2), RB Terry Allen (9), RB Skip Hicks (5), FB/RB Stephen Davis (11/1), FB Larry Bowie (4), FB Mike Sellers (1)

Defense: LE Kenard Lang (16), LT Dan Wilkinson (16), RT Dana Stubblefield (7), RT Doug Brown (8), RT Marc Boutte (1), RE Kelvin Kinney (12), RE Jamal Duff (3), Ndukwue Kalu (1), LLB Ken Harvey (9), LLB Greg Jones (5), LLB Shawn Barber (1), MLB Marvcur Patton (16), RLB Derrek Smith (16), LCB Cris Dishman (16), RCB Darrell Green (16), SS Jesse Campbell (3), SS/FS Leomont Evans (12/1), SS/FS Stanley Richard (14/1), FS Darryl Pounds (2)

# YEARLY STATS

## 1999 (10-6) // COACH NORV TURNER

Sept. 12	L	35-41	Dallas	79,237
Sept. 19	W	50-21	at New York Giants	77,622
Sept. 26	W	27-20	at New York Jets	78,161
Oct. 3	W	38-36	Carolina	76,831
Oct. 17	W	24-10	at Arizona	55,893
Oct. 24	L	20-38	at Dallas	64,377
Oct. 31	W	48-22	Chicago	77,621
Nov. 7	L	17-34	Buffalo	78,721
Nov. 14	L	28-35	at Philadelphia	66,591
Nov. 21	W	23-13	New York Giants	78,641
Nov. 28	W	20-17	Philadelphia	74,741
Dec. 5	L	17-33	at Detroit	77,699
Dec. 12	W	28-3	Arizona	75,851
Dec. 19	L	21-24	at Indianapolis	57,013
Dec. 26	W	26-20	at San Francisco	68,329
Jan. 2	W	21-10	Miami	78,106
Jan. 8	W	27-13	Playoffs Detroit	79,411
Jan. 15	L	13-14	at Tampa Bay	65,835

<b>TOTAL FIRST DOWNS</b>	<b>Redskins</b>	<b>Opponents</b>
Rushing	338	322
Passing	121	107
Penalty	183	193
3rd Down: Made/Att	77/203	91/232
3rd Down Pct.	37.9	39.2
4th Down: Made/Att	9/18	11/21
4th Down Pct.	50.0	52.4

<b>POSSESSION AVG.</b>	<b>Redskins</b>	<b>Opponents</b>
Total Plays	29:33	30:27
Avg. Per Game	5,965	5,705
Total Plays	372.8	356.6
Avg. Per Play	1,031	1,068
Total Rushes	5.8	5.3

<b>NET YARDS RUSHING</b>	<b>Redskins</b>	<b>Opponents</b>
Avg. Per Game	2,039	1,973
Avg. Per Attempt	127.4	123.3
Total Rushes	4.4	4.5
Avg. Per Play	463	439

<b>NET YARDS PASSING</b>	<b>Redskins</b>	<b>Opponents</b>
Avg. Per Game	3,926	3,732
Avg. Per Play	245.4	233.3
Sacked/Yards Lost	6.91	5.93
Gross Yards	31/186	40/221
Attempts/Completions	4,112	3,953
Completion Pct.	537/324	589/328
Had Intercepted	60.3	55.7
	14	24

<b>PUNT/AVERAGE</b>	<b>Redskins</b>	<b>Opponents</b>
NET PUNTING AVG.	71/41.2	74/42.7
PENALTIES/YARDS	34.2	37.1
FUMBLES/LOST	104/808	102/1137
TOUCHDOWNS	31/11	22/13
Rushing	54	43
Passing	23	16
Returns	26	23
	5	4

<b>SCORE BY PERIODS</b>	<b>Q1</b>	<b>Q2</b>	<b>Q3</b>	<b>Q4</b>	<b>OT</b>	<b>PTS</b>
REDSKINS	82	162	100	90	9	443
Opponents	78	89	63	141	6	377

<b>SCORING</b>	<b>TD</b>	<b>Ru</b>	<b>Pa</b>	<b>Rt</b>	<b>PAT</b>	<b>FG</b>	<b>S</b>	<b>TP</b>
Conway	0	0	0	0	49/50	22/32	0	115
Davis	17	17	0	0	0/0	0/0	0	104
Westbrook	9	0	9	0	0/0	0/0	0	56
REDSKINS	54	23	26	0	49/50	22/32	0	443
Opponents	43	16	23	4	38/38	25/30	0	377

<b>RUSHING</b>	<b>No.</b>	<b>Yards</b>	<b>Avg.</b>	<b>Lg</b>	<b>TD</b>
Davis	290	1,405	4.8	76t	17
Hicks	78	257	3.3	24	3
REDSKINS	463	2,039	4.4	76	23
Opponents	439	1,973	4.5	60	16

<b>PASSING</b>	<b>Att</b>	<b>Comp</b>	<b>Yards</b>	<b>Cmp%</b>	<b>Yards/Att</b>	<b>TD</b>	<b>TD%</b>	<b>Int</b>	<b>Int%</b>	<b>Long</b>	<b>Sack/Lost</b>	<b>Rating</b>
B. Johnson	519	316	4,005	60.9	7.7	24	4.6	13	2.5	65	29/177	90.0
Peete	17	8	107	47.1	6.3	2	11.8	1	5.9	30	2/9	82.2
REDSKINS	537	324	4,112	60.3	7.7	26	4.8	14	2.6	65	31/186	89.5
Opponents	589	328	3,953	55.7	6.7	23	3.9	24	4.1	76	40/221	72.5

<b>RECEIVING</b>	<b>No.</b>	<b>Yards</b>	<b>Avg.</b>	<b>Lg</b>	<b>TD</b>
Centers	69	544	7.9	33t	3
Westbrook	65	1,191	18.3	65t	9
Connell	62	1,132	18.3	62t	7
REDSKINS	324	4,112	12.7	65t	26
Opponents	328	3,953	12.1	76	23

<b>INTERCEPTIONS</b>	<b>No.</b>	<b>Yards</b>	<b>Avg.</b>	<b>Lg</b>	<b>TD</b>
Stevens	6	61	10.2	25	0
Bailey	5	5.5	11.0	59t	1
REDSKINS	24	375	15.6	88	3
Opponents	14	129	9.2	29	2

<b>PUNTING</b>	<b>No.</b>	<b>Yards</b>	<b>Avg.</b>	<b>Net</b>	<b>TB</b>	<b>In</b>	<b>Lg</b>	<b>Blk</b>
Turk	62	2,564	41.4	35.6	10	16	57	0
Hansen	9	362	40.2	24.7	1	1	49	0
REDSKINS	71	2,926	41.2	34.2	11	17	57	0
Opponents	71	3,158	42.7	37.1	4	20	62	0

<b>PUNT RETURNS</b>	<b>Ret</b>	<b>FC</b>	<b>Yards</b>	<b>Avg.</b>	<b>Lg</b>	<b>TD</b>
Mitchell	40	14	332	8.3	33	0
REDSKINS	41	14	332	8.1	33	0
Opponents	27	11	278	10.3	70	2

<b>KICKOFF RETURNS</b>	<b>No.</b>	<b>Yards</b>	<b>Avg.</b>	<b>Lg</b>	<b>TD</b>
Mitchell	43	893	20.8	45	0
REDSKINS	63	1,290	20.5	95t	1
Opponents	77	1,772	23.0	89t	1

<b>FIELD GOALS</b>	<b>1-19</b>	<b>20-29</b>	<b>30-39</b>	<b>40-49</b>	<b>50+</b>
Conway	0/0	7/9	6/7	6/7	3/9
REDSKINS	0/0	7/9	6/7	6/7	3/9
Opponents	0/0	6/6	8/9	9/12	2/3

<b>DEFENSE</b>	<b>T</b>	<b>S</b>	<b>A</b>	<b>TFL</b>	<b>PD</b>	<b>FF</b>	<b>FR</b>
Shade	166	119	43	4	10	0	1
D. Smith	127	83	33	11	7	0	1
Evans	99	55	43	0	7	0	1

**SACKS:** Dan Wilkinson 8.0, Marco Coleman 6.5, Kenard Lang 6.0, N.D. Kalu 3.5, Anthony Cook 3.0, Dana Stubblefield 3.0, Mark McMillian LG 1.5, Sam Shade 1.5, Champ Bailey 1.0, Shawn Barber 1.0, Marc Boutte 1.0, Darryl Pounds 1.0, Derek Smith 1.0, Matt Stevens 1.0, James Francis 0.5, Greg Jones 0.5

**NOTABLE Record (Finish):** 10-6 (1st NFC East)

**National Honors:** FB Larry Centers [16], LT Andy Heck [16], RT Jon Jansen [16], QB Brad Johnson [16], RG Tre Johnson [16], C Cory Raymer [16], WR Michael Westbrook [16], TE Stephen Alexander [15], WR Albert Connell [15], RB Stephen Davis [14], LG Keith Sims [11], LG Brad Badger [5], RB Skip Hicks [2], WR Irving Fryar [1], FB/TE Mike Sellers [1]

**Starters:** Defense: FB Larry Centers [16], LT Andy Heck [16], RT Jon Jansen [16], QB Brad Johnson [16], RG Tre Johnson [16], C Cory Raymer [16], WR Michael Westbrook [16], TE Stephen Alexander [15], WR Albert Connell [15], RB Stephen Davis [14], LG Keith Sims [11], LG Brad Badger [5], RB Skip Hicks [2], WR Irving Fryar [1], FB/TE Mike Sellers [1]

**Defense:** LCB Champ Bailey [16], RLB Shawn Barber [16], RE Marco Coleman [16], RCB Darrell Green [16], SS Sam Shade [15], MLB Derek Smith, RT Dana Stubblefield [16], LT Dan Wilkinson [16], FS Leomont Evans [15], LLB Greg Jones [15], LE Kenard Lang [9], LE Anthony Cook [7], LLB James Francis [1], FS Matt Stevens [1]

# YEARLY STATS

## 2000 (8-8) // COACHES NORV TURNER (13) AND TERRY ROBISKIE (3)

Sept. 3	W	20-17	Carolina	80,257
Sept. 10	L	10-15	at Detroit	74,159
Sept. 18	L	21-27	Dallas	84,431
Sept. 24	W	16-6	at New York Giants	78,216
Oct. 1	W	20-17 (OT)	Tampa Bay	83,532
Oct. 8	W	17-14	at Philadelphia	65,491
Oct. 15	W	10-3	Baltimore	83,252
Oct. 22	W	35-16	at Jacksonville	69,061
Oct. 30	L	21-27	Tennessee	83,472
Nov. 5	L	15-16	at Arizona	44,723
Nov. 20	W	33-20	at St. Louis	66,087
Nov. 26	L	20-23	Philadelphia	83,284
Dec. 3	L	7-9	New York Giants	83,485
Dec. 10	L	13-32	at Dallas	63,467
Dec. 16	L	3-24	at Pittsburgh	58,183
Dec. 24	W	20-3	Arizona	65,711

TOTAL FIRST DOWNS		Redskins	Opponents
Rushing		308	254
Passing		98	97
Penalty		185	134
3rd Down: Made/Att		25	23
3rd Down Pct.		84/213	72/205
4th Down: Made/Att		39.4	35.1
4th Down Pct.		4/10	4/10
POSSSESSION AVG.		40.0	40.0
TOTAL NET YARDS		31:27	28:33
Avg. Per Game		5,396	4,474
Total Plays		337.3	279.6
Avg. Per Play		1,038	937
NET YARDS RUSHING		5.2	4.8
Avg. Per Game		1,748	1,853
Total Rushes		109.3	115.8
Gross Yards		446	430
NET YARDS PASSING		3,648	2,621
Avg. Per Game		228.0	163.8
Sacked/Yards Lost		32/244	45/283
Attempts/Completions		3,892	2,904
Completion Pct.		560/342	462/254
Had Intercepted		61.1	55.0
PUNTS/AVERAGE		21	17
NET PUNTING AVG		79/40.0	79/42.9
PENALTIES/YARDS		34.4	35.8
FUMBLES/LOST		115/1,009	106/790
TOUCHDOWNS		22/12	28/16
Rushing		32	26
Passing		14	9
Returns		18	12
		0	5

SCORE BY PERIODS		Q1	Q2	Q3	Q4	OT	PTS
Redskins		65	80	54	79	3	281
Opponents		63	91	39	76	0	269

SCORING		TD	Ru	Pa	Rt	PAT	FG	S	TP
Davis		11	11	0	0	0/0	0/0	0	66
Murray		0	0	0	0	7/8	8/12	0	31
Fryar		5	0	5	0	0/0	0/0	0	30
Redskins		32	14	18	0	27/29	20/30	0	281
Opponents		26	9	12	5	23/23	30/34	0	269

RUSHING		No.	Yards	Avg.	Lg	TD
Davis		332	1,318	4.0	50t	11
Centers		19	103	5.4	14	0
Thrash		10	82	8.2	34	0
Hicks		29	78	2.7	12	1
Redskins		445	1,748	3.9	50t	14
Opponents		430	1,863	4.3	54	9

PASSING		Att	Comp	Yards	Cmp%	Yards/Att	TD	TD%	Int	Int%	Long	Sack/Lost	Rating
B. Johnson		364	227	2,505	62.4	6.9	11	3.0	15	4.1	77t	20/150	75.6
George		194	113	1,389	58.2	7.2	7	3.6	6	3.1	50	12/94	79.6
Redskins		560	342	3,892	61.1	7.0	18	3.2	21	3.8	77t	32/244	77.0
Opponents		462	254	2,904	55.0	6.3	12	2.6	17	3.7	76t	45/283	67.4

RECEIVING		No.	Yards	Avg.	Lg	TD
Centers		81	600	7.4	26	3
Thrash		50	653	13.1	50	2
Alexander		47	510	10.9	30	2
Fryar		41	548	13.4	34t	5
Redskins		343	3,892	11.3	77t	18
Opponents		245	2,904	11.4	76t	12

INTERCEPTIONS		No.	Yards	Avg.	Lg	TD
Bailey		5	48	9.6	48	0
Sanders		4	91	22.8	32	0
Redskins		17	219	12.9	48	0
Opponents		21	374	17.8	81t	1

PUNTING		No.	Yards	Avg.	Net	TB	In	Lg	Bk
Barnhardt		79	3,160	40.0	34.4	5	23	53	0
Opponents		79	3,386	42.9	35.8	10	23	57	0

PUNT RETURNS		Ret	FC	Yards	Avg.	Lg	TD
Sanders		25	6	185	7.4	57	0
Thrash		10	6	106	10.6	25	0
Redskins		36	13	356	9.9	57	0
Opponents		33	25	342	10.4	69t	2

KICKOFF RETURNS		No.	Yards	Avg.	Lg	TD
Thrash		45	1,000	22.2	49	0
Murrell		12	214	17.8	30	0
Redskins		63	1,301	20.7	49	0
Opponents		60	1,529	25.5	92t	1

FIELD GOALS		1-19	20-29	30-39	40-49	50+
Murray		0/0	2/2	3/4	3/6	0/0
Redskins		0/0	11/11	5/10	3/7	1/2
Opponents		1/1	9/10	11/11	6/8	3/4

DEFENSE		T	S	A	TFL	PD	FF	FR
Shade		143	92	51	1-5	7	0	4
D. Smith		124	84	40	1-5	3	1	1
Carrier		102	65	37	0	4	1	0

**SACKS:** Marco Coleman 12.0, Bruce Smith 10.0, Lavar Arrington 4.0, Dan Wilkinson 3.5, Kenard Lang 3.0, Dana Stubblefield 2.5, Shawn Barber 2.0, Eddie Mason 2.0, Sam Shade 1.0, N.D. Kalu 1.0, Kevin Mitchell 1.0, Nolan Harrison 1.0, Derek Smith 1.0, Greg Jones 1.0

**NOTABLE Record (Finish):** 8-8 (3rd NFC East)

**National Honors:** TE Stephen Alexander: Pro Bowl; LB LaVar Arrington: Pro Football Weekly All-Rookie Team, Football News All-Rookie Team; CB Champ Bailey: Pro Bowl, AP Second Team, Pro Football Weekly All-NFC Team, College & Pro Football Newsweekly Second Team, Football News All-NFC Team; DE Marco Coleman: Pro Bowl; RB Stephen Davis: Pro Bowl; OT Chris Samuels: Pro Football Weekly All-Rookie Team, Football News All-Rookie Team, Football Digest Top 16 Rookies

**Starters:** Offense: TE Stephen Alexander (16), C Mark Fischer (16), RT Jon Jansen (16), LT Chris Samuels (16), RB Stephen Davis (15), WR Albert Connell (13), LG Keith Sims (13), RG Jay Leeuwenburg (12), QB Brad Johnson (11), WR Irving Fryar (8), WR James Thrash (8), FB Larry Centers (6), FB Mike Sellers (6), QB Jeff George (5), TE James Jenkins (4), RG Tre Johnson (4), LG Andy Heck (2), WR Michael Westbrook (2), RB Skip Hicks (1), LG Michael Moore (1)

Defense: LCB Champ Bailey (16), LE Marco Coleman (16), Bruce Smith (16), Dan Wilkinson (16), FS Mark Carrier (15), Deion Sanders (15), LLB Shawn Barber (14), SS Sam Shade (14), MLB Derek M. Smith (14), RT Dana Stubblefield (14), RLB LaVar Arrington (11), RLB Greg Jones (4), FS Matt Stevens (4), CB Darrell Green (2), RT Nolan Harrison (2), LLB Eddie Mason (2), CB Tyrone Drakeford (1)



# YEARLY STATS

## 2001 (8-8) // COACH MARTY SCHOTTENHEIMER

Sept. 9	L	3-30	at San Diego	60,629
Sept. 24	L	0-37	at Green Bay	59,771
Sept. 30	L	13-45	Kansas City	78,573
Oct. 7	L	9-23	at New York Giants	78,651
Oct. 15	L	7-9	at Dallas	63,941
Oct. 21	W	17-14 (OT)	Carolina	74,480
Oct. 28	W	35-21	New York Giants	80,316
Nov. 4	W	27-14	Seattle	82,352
Nov. 18	W	17-10	at Denver	74,622
Nov. 25	W	13-3	at Philadelphia	65,666
Dec. 2	L	14-20	Dallas	85,112
Dec. 9	W	20-10	at Arizona	40,056
Dec. 16	L	6-20	Philadelphia	84,936
Dec. 23	L	15-20	Chicago	78,884
Dec. 30	W	40-10	at New Orleans	70,020
Jan. 6	W	20-17	Arizona	61,721

TOTAL FIRST DOWNS		Redskins	Opponents
Rushing		241	271
Passing		104	103
Penalty		122	149
3rd Down: Made/Att		15	19
3rd Down Pct.		79/223	76/210
4th Down: Made/Att		35.4	36.2
4th Down Pct.		4/13	5/17
POSESSION AVG.		30.8	29.4
TOTAL NET YARDS		30:15	29:45
Avg. Per Game		4,435	4,846
Total Plays		277.2	302.9
Avg. Per Play		960	982

NET YARDS RUSHING		Redskins	Opponents
Avg. Per Game		1,948	1,869
Total Rushes		121.8	116.8
Avg. Per Play		4.90	4.84
NET YARDS PASSING		2,487	2,977
Avg. Per Game		155.4	186.1
Sacked/Yards Lost		38/229	25/139
Gross Yards		2,716	3,116
Attempts/Completions		432/235	473/262
Completion Pct.		54.4	55.4
Had Intercepted		13	23

PUNTS/AVERAGE		Redskins	Opponents
NET PUNTING AVG.		91/41.5	77/42.3
PENALTIES/YARDS		34.7	34.7
FUMBLES/LOST		104/828	83/672
TOUCHDOWNS		33/15	31/11
Rushing		25	33
Passing		10	10
Returns		13	19
		2	4

SCORE BY PERIODS						
	Q1	Q2	Q3	Q4	OT	PTS
Redskins	40	71	59	83	3	256
Opponents	61	104	34	104	0	303

SCORING								
	TD	Ru	Pa	Rt	PAT	FG	S	TP
Conway	0	0	0	0	22/22	26/33	0	100
Davis	5	5	0	0	0/0	0/0	0	32
Gardner	4	0	4	0	0/0	0/0	0	24
Westbrook	4	0	4	0	0/0	0/0	0	24
Redskins	25	10	13	2	22/22	26/33	1	256
Opponents	33	10	19	4	33/33	24/29	0	303

RUSHING					
	No.	Yards	Avg.	Lg	TD
Davis	356	1,432	4.0	32	5
Carter	63	308	4.9	30	3
Banks	47	152	3.2	17	2
Redskins	490	1,948	4.0	32	10
Opponents	484	1,869	3.9	46	10

PASSING												
	Att	Comp	Yards	Cmp%	Yards/Att	TD	TD%	Int	Int%	Long	Sack/Lost	Rating
Banks	370	198	2,386	53.5	6.4	10	2.7	10	2.7	85t	29/173	71.3
George	42	23	168	54.8	4.0	0	0.0	3	7.1	17	6/38	34.6
Graham	19	13	131	68.4	6.9	2	10.5	0	0.0	16	2/16	122.9
Redskins	432	235	2,716	54.4	6.3	13	3.0	13	3.0	85t	38/229	71.1
Opponents	473	262	3,116	55.4	6.6	19	4.0	23	4.9	64t	25/139	68.8

RECEIVING					
	No.	Yards	Avg.	Lg	TD
Westbrook	57	664	11.6	76t	4
Gardner	46	741	16.1	85t	4
Davis	28	205	7.3	29	0
Redskins	235	2,716	11.6	85t	13
Opponents	262	3,116	11.9	64t	19

INTERCEPTIONS					
	No.	Yards	Avg.	Lg	TD
Smoot	5	36	7.2	36	0
Arrington	3	120	40.0	67t	1
Bailey	3	17	5.7	12	0
Redskins	23	209	9.1	67t	1
Opponents	13	247	19.0	61t	2

PUNTING								
	No.	Yards	Avg.	Net	TB	In	Lg	Bk
Barker	90	3,747	41.6	34.8	9	27	59	0
Redskins	91	3,775	41.5	34.7	9	28	59	0
Opponents	77	3,260	42.3	34.7	8	20	72	0

PUNT RETURNS						
	Ret	FC	Yards	Avg.	Lg	TD
Metcalf	33	5	412	12.5	89t	1
Lockett	5	3	14	2.8	11	0
Redskins	41	10	431	10.5	89t	1
Opponents	44	16	434	9.9	84t	1

KICKOFF RETURNS					
	No.	Yards	Avg.	Lg	TD
Bates	49	1,150	23.5	41	0
Redskins	65	1,354	20.8	41	0
Opponents	54	945	17.5	44	0

FIELD GOALS					
	1-19	20-29	30-39	40-49	50+
B.Conway	0/0	8/8	8/11	8/12	2/2
Opponents	0/0	9/9	10/10	3/7	2/3

DEFENSE							
	T	S	A	TFL	PD	FF	FR
Arrington	118	76	42	7-10	7	2	2
Mitchell	116	76	40	6-11	2	1	0
Shade	94	69	25	1-3	5	0	2

**SACKS:** Bruce Smith 5.0, Marco Coleman 4.5, Dan Wilkinson 4.0, Kenard Lang 4.0, Kevin Mitchell 2.0, Keith Lyle 1.0, David Terrell 1.0, Eddie Mason 1.0, Jerry DeLoach 1.0, Antonio Pierce 1.0, LaVar Arrington 0.5

**NOTABLE Record (Finish):** 8-8 (2nd NFC East)

**National Honors:** LB LaVar Arrington: Pro Bowl, AP Second Team, Sports Illustrated All-Pro Team, Pro Football Weekly All-NFC Team, Football Digest All-Pro Second Team, Football News All-NFC Team; CB Champ Bailey Pro Bowl; WR Rod Gardner: Pro Football Weekly All-Rookie Team, All-NFL Rookie Team; T Chris Samuels: Pro Bowl, Pro Football Weekly All-NFC Team; CB Fred Smoot; Pro Football Weekly All-Rookie Team, All-NFL Rookie Team

**Starters:** Defense: RB Stephen Davis (16), WR Rod Gardner (16), RT Jon Jansen (16), C Cory Raymer (16), LT Chris Samuels (16), LG Dave Scott (16), WR Michael Westbrook (16), QB Tony Banks (14), FB Donnell Bennett (14), TE Walter Rasby (11), RG Ben Coleman (10), RG Matt Campbell (5), TE Stephen Alexander (4), QB Jeff George (2), RG David Brandt (1), FB Bryan Johnson (FB), TE Zeron Flemister (1)

Defense: LCB Champ Bailey (16), DT Kenard Lang (16), LDT Dan Wilkinson (16), FS David Terrell (16), SS Sam Shade (15), RE Bruce Smith (14), LaVar Arrington (14), RCB Fred Smoot (13), MLB Kevin Mitchell (13), LE Marco Coleman (12), LB Robert Jones (9), LB Antonio Pierce (8), DT Jerry DeLoach (4), CB Darrell Green (4), LB Shawn Barber (3), DE Dorian Boose (2), Eddie Mason (1)

# YEARLY STATS

## 2002 (7-9) // COACH STEVE SPURRIER

Sept. 8	W	31-23	Arizona	85,140
Sept. 16	L	7-37	Philadelphia	84,982
Sept. 22	L	10-20	at San Francisco	67,541
Oct. 6	W	31-14	at Tennessee	68,804
Oct. 13	L	27-43	New Orleans	80,768
Oct. 20	L	9-30	at Green Bay	63,363
Oct. 27	W	26-21	Indianapolis	80,169
Nov. 3	W	14-3	at Seattle	64,325
Nov. 10	L	7-26	at Jacksonville	66,665
Nov. 17	L	17-19	at New York Giants	78,727
Nov. 24	W	20-17	St. Louis	79,823
Nov. 28	L	20-27	at Dallas	63,606
Dec. 8	L	21-27	New York Giants	78,635
Dec. 15	L	21-34	at Philadelphia	65,615
Dec. 22	W	26-10	Houston	70,291
Dec. 29	W	20-14	Dallas	84,142

TOTAL FIRST DOWNS		Redskins	Opponents
Rushing		303	281
Passing		107	96
Penalty		165	155
3rd Down: Made/Att		31	30
3rd Down Pct.		88/221	79/225
4th Down: Made/Att		52.0	36.4
4th Down Pct.		13/25	4/11
		52.0	36.4

POSSESSION AVG.		Redskins	Opponents
TOTAL NET YARDS		29:36	30:24
Avg. Per Game		5:143	4:787
Total Plays		321.4	299.2
Avg. Per Play		1,039	1,006

NET YARDS RUSHING		Redskins	Opponents
Avg. Per Game		1,889	1,754
Total Rushes		118.1	109.6
Avg. Per Rush		442	435

NET YARDS PASSING		Redskins	Opponents
Avg. Per Game		3,254	3,033
Sack/Yards Lost		203.4	189.6
Gross Yards		38/269	40/250
Attempts/Completions		3,523	3,283
Completion Pct.		559/300	531/304
Had Intercepted		53.7	57.3

PUNTS/AVERAGE		Redskins	Opponents
NET PUNTING AVG.		73/39.1	86/39.5
PENALTIES/YARDS		30.0	32.7

FUMBLES/LOST		Redskins	Opponents
TOUCHDOWNS		116/972	119/972
Rushing		34/20	26/12
Passing		37	39
Returns		10	14
		24	19
		3	6

SCORE BY PERIODS		Q1	Q2	Q3	Q4	OT	PTS
Redskins		40	132	78	57	0	307
Opponents		74	133	67	91	0	365

SCORING		TD	Ru	Pa	Rt	PAT	FG	S	TP
Tuthill		0	0	0	0	20/21	10/16	0	50
Gardner		8	0	8	0	0/0	0/0	0	48
Davis		8	7	1	0	0/0	0/0	0	48
Cortez		0	0	0	0	9/9	5/8	0	24
Thompson		4	0	4	0	0/0	0/0	0	24
Redskins		37	10	24	3	33/34	16/25	1	307
Opponents		39	14	19	6	36/36	31/34	1	365

RUSHING		No.	Yards	Avg.	Lg	TD
Davis		207	820	4.0	33	7
Watson		116	534	4.6	24	1
Betts		65	307	4.7	27	1
Redskins		442	1,889	4.3	33	10
Opponents		435	1,754	4.0	47t	14

PASSING		Att	Comp	Yards	Cmp%	Yards/Att	TD	TD%	Int	Int%	Long	Sack/Lost	Rating
Matthews		237	124	1,251	52.3	5.3	11	4.6	6	2.5	43t	9/54	72.6
Ramsey		227	117	1,539	51.5	6.8	9	4.0	8	3.5	62t	18/132	71.8
Wuerffel		92	58	719	63.0	7.8	3	3.3	6	6.5	40t	11/83	70.9
Redskins		559	300	3,523	53.7	6.3	24	4.3	20	3.6	62t	38/269	72.5
Opponents		531	304	3,283	57.3	6.2	19	3.6	14	2.6	58	40/250	76.5

RECEIVING		No.	Yards	Avg.	Lg	TD
Gardner		71	1,006	14.2	43t	8
Thompson		53	773	14.6	47	4
Watson		32	253	7.9	62t	1
Davis		23	142	6.2	14t	1
Redskins		300	3,523	11.7	62t	24
Opponents		304	3,283	10.8	58	19

INTERCEPTIONS		No.	Yards	Avg.	Lg	TD
Smoot		4	12	3.0	12	0
Ohalete		3	109	36.3	78t	1
Bailey		3	2	0.7	2	0
Redskins		14	173	12.4	78t	1
Opponents		20	212	10.6	85t	2

PUNTING		No.	Yards	Avg.	Net	TB	In	Lg	Blk
Barker		48	1,924	40.1	30.0	5	12	63	0
Jarrett		20	771	38.6	30.5	2	5	74	1
Redskins		72	2,855	39.1	30.0	8	17	74	1
Opponents		85	3,399	39.5	32.7	7	28	64	1

PUNT RETURNS		Ret	FC	Yards	Avg.	Lg	TD
Bailey		24	4	238	9.9	39	0
Green		17	9	174	10.2	90t	1
Redskins		43	13	450	10.5	90t	1
Opponents		37	5	507	13.7	83t	1

KICKOFF RETURNS		No.	Yards	Avg.	Lg	TD
Betts		28	690	24.6	60	0
Watson		23	496	21.6	28	0
Redskins		78	1,617	20.7	60	0
Opponents		62	1,392	22.5	90t	1

FIELD GOALS		1-19	20-29	30-39	40-49	50+
Tuthill		0/0	3/3	4/7	2/5	1/1
Cortez		0/0	3/3	1/1	1/4	0/0
Redskins		0/0	6/6	7/10	3/9	1/1
Opponents		1/1	10/10	10/12	10/10	0/1

DEFENSE		T	S	A	TFL	PD	FF	FR
Arrington		107	73	34	7	8	4	3
Armstead		107	72	35	7	5	1	3
Trotter		104	72	32	7	6	0	0

**SACKS:** LaVar Arrington 11.0, Bruce Smith 9.0, Daryl Gardener 4.0, Jessie Armstead 3.0, Carl Powell 3.0, Renaldo Wynn 2.5, LaDairis Jackson 2.5, Delbert Cowsette 2.0, Ifeyani Ohalete 1.0, Andre Lott 1.0, Sam Shade 1.0

**NOTABLE RECORD (Finish):** 7-9 (3rd NFC East)

**Honors:** LB LaVar Arrington: Pro Bowl, Pro Football Weekly All-NFC Team; Champ Bailey: Pro Bowl, B.J. Blanchard Award; Chris Samuels Pro Bowl

**Starters:** Offense: WR Rod Gardner (16), RT Jon Jansen (16), C Larry Moore (16), LT Chris Samuels (15), RB Stephen Davis (12), FB Bryan Johnson (12), LG David Loverne (11), RG Wilbert Brown (9), TE Walter Rasby (9), TE Zeron Flemister (7), QB Shane Matthews (7), QB Patrick Ramsey (5), RG Brenden Stai (5), RB Kenny Watson (4), QB Danny Wuerffel (4), WR Chris Doering (3), G Tre Johnson (3), OL Alex Sulstorf (3), Kipp Vickers (2), Kevin Lockett (2), Darmerien McCants (1)

**Defense:** LB Jessie Armstead (16), LB LaVar Arrington (16), LCB Champ Bailey (16), DE Bruce Smith (16), CB Fred Smoot (16), S David Terrell (16), LE Renaldo Wynn (16), Daryl Gardener (15), Jeremiah Trotter (12), Dan Wilkinson (11), Ifeanyi Ohalete (10), CB Darrell Green (4), DT Carl Powell (4), MLB Kevin Mitchell (3), S Sam Shade (3), Rashad Bauman (1), Antonio Pierce (1)

# YEARLY STATS

## 2003 (5-11) // COACH STEVE SPURRIER

Sept. 4	W	16-13	New York Jets	85,420
Sept. 14	W	33-31	at Atlanta	70,241
Sept. 21	L	21-24 (OT)	New York Giants	84,856
Sept. 28	W	20-17	New England	83,632
Oct. 5	L	25-27	at Philadelphia	67,792
Oct. 12	L	13-35	Tampa Bay	85,490
Oct. 19	L	7-24	at Buffalo	73,149
Nov. 2	L	14-21	at Dallas	64,002
Nov. 9	W	27-20	Seattle	80,728
Nov. 16	L	17-20	at Carolina	73,263
Nov. 23	L	23-24	at Miami	73,578
Nov. 30	L	20-24	New Orleans	78,821
Dec. 7	W	20-7	at New York Giants	78,217
Dec. 14	L	0-27	Dallas	70,284
Dec. 21	L	24-27	at Chicago	61,719
Dec. 27	L	7-31	Philadelphia	76,766

TOTAL FIRST DOWNS		Redskins	Opponents
Rushing		272	325
Passing		95	122
Penalty		156	176
3rd Down: Made/Att		21	27
3rd Down Pct.		73/215	84/209
4th Down: Made/Att		34.0	40.2
4th Down Pct.		8/14	8/11
POSSSESSION AVG.		5.71	7.27
TOTAL NET YARDS		28:45	31:15
Avg. Per Game		4,659	5,412
Total Plays		2,912	3,383
Avg. Per Play		4.7	5.3

NET YARDS RUSHING		Redskins	Opponents
Avg. Per Game		1,653	2,217
Total Rushes		103.3	138.6
Completion Pct.		421	504
Had Intercepted		3,006	3,195
Sack/Yards Lost		187.9	199.7
Gross Yards		43/267	27/159
Attempts/Completions		3,273	3,354
Completion Pct.		527/283	483/285
Had Intercepted		53.7	59.0
PUNTS/AVERAGE		16	17
NET PUNTING AVG.		84/40.2	71/42.2
PENALTIES/YARDS		34.3	36.5
FUMBLES/LOST		124/1038	95/835
TOUCHDOWNS		21/12	26/13
Rushing		30	45
Passing		8	20
Returns		21	23
Returns		1	2

SCORE BY PERIODS						
	Q1	Q2	Q3	Q4	OT	PTS
Redskins	40	113	59	75	0	287
Opponents	78	106	76	109	3	372

SCORING								
	TD	Ru	Pa	Rt	PAT	FG	S	TP
Hall	0	0	0	0	26/27	25/33	0	101
McCants	6	0	6	0	0/0	0/0	0	40
Coles	6	0	6	0	0/0	0/0	0	36
Gardner	5	0	5	0	0/0	0/0	0	30
Redskins	30	8	21	1	26/27	25/33	1	287
Opponents	45	20	23	2	45/45	19/31	0	372

RUSHING					
	No.	Yards	Avg.	Lg	TD
Candidate	142	600	4.2	38	1
Cartwright	107	411	3.8	22	4
Betts	77	255	3.3	13t	2
Morton	48	216	4.5	27	0
Redskins	421	1,653	3.9	38	8
Opponents	504	2,217	4.4	52	20

PASSING												
	Att	Comp	Yards	Cmp%	Yards/Att	TD	TD%	Int	Int%	Long	Sack/Lost	Rating
Ramsey	337	179	2,166	53.1	6.4	14	4.2	9	2.7	64	30/206	75.8
Hasselbeck	177	95	1,012	53.7	5.7	5	2.8	7	4.0	40	9/44	63.6
Redskins	527	283	3,273	53.7	6.2	21	4.0	16	3.0	64	43/267	73.3
Opponents	483	285	3,354	59.0	7.0	23	4.8	17	3.5	80t	27/159	81.4

RECEIVING					No.	Yards	Avg.	Lg	TD
Coles					82	1,204	14.7	64	6
Gardner					59	600	10.2	35	5
McCants					27	360	13.3	32t	6
Cartwright					18	176	9.8	40	0
Redskins					283	3,273	11.6	64	21
Opponents					285	3,354	11.8	80t	23

INTERCEPTIONS					No.	Yards	Avg.	Lg	TD
Smoot					4	35	8.8	35	0
Ohaleta					3	60	20.0	30	0
Bowen					3	44	14.7	44	0
Redskins					17	184	10.8	44	0
Opponents					16	178	11.1	44t	2

PUNTING									
	No.	Yards	Avg.	Net	TB	In	Lg	Blk	
Barker	84	3,377	40.2	34.3	5	24	69	0	
Opponents	71	2,997	42.2	36.5	10	20	59	0	

PUNT RETURNS						Ret	FC	Yards	Avg.	Lg	TD
Morton						19	16	188	9.9	28	0
P. Johnson						3	3	17	5.7	11	0
Redskins						22	19	205	9.3	28	0
Opponents						40	16	393	9.8	36	0

KICKOFF RETURNS					No.	Yards	Avg.	Lg	TD
Morton					44	1,029	23.4	94t	1
P. Johnson					13	310	23.8	50	0
Redskins					66	1,482	22.5	94t	1
Opponents					60	1,238	20.6	52	0

FIELD GOALS						1-19	20-29	30-39	40-49	50+
J. Hall						0/0	8/8	7/9	6/9	4/7
Opponents						1/1	9/10	4/7	3/8	2/5

DEFENSE							T	S	A	TFL	PD	FF	FR
Arrington							129	88	41	2	8	1	1
Arrington							116	71	45	5	20	7	2
Ohaleta							105	72	33	1	8	2	1

**SACKS:** Jessie Armstead 6.5, LaVar Arrington 6.0, Bruce Smith 5.0, Bernard Holsey 2.5, Renaldo Wynn 2.0, Jeremiah Trotter 1.5, Lionel Dalton 1.0, Regan Upshaw 1.0, Peppi Zellner 1.0, Lemar Marshall 0.5

**NOTABLE RECORD (Finish):** 5-11 (3rd NFC East)

**Honors:** LB LaVar Arrington: Pro Bowl; CB Champ Bailey: Pro Bowl, B.J. Blanchard Award; WR Laveranues Coles: Pro Bowl; CB Fred Smoot: Ed Block Courage Award, Quarterback Club Player of the Year

**Starters:** Offense: RB Trung Canidate (10), FB Rock Cartwright (3), TE Byron Chamberlain (1), WR Laveranues Coles (16), LG Derrick Dockery (13), LG Dave Fiore (3), TE Zeron Flemister (9), C Lennie Friedman (8), WR Rod Gardner (16), QB Tim Hasselbeck (5), RT Jon Jansen (16), FB Bryan Johnson (11), WR Patrick Johnson (2), WR Darnerien McCants (1), C Larry Moore (8), RB Chad Morton (2), QB Patrick Ramsey (11), TE Robert Royal (6), LT Chris Samuels (13), RG Randy Thomas (16), TE Kevin Ware (2), LT Brandon Winey (3)

**Defense:** OLB Jessie Armstead (15), OLB LaVar Arrington (16), CB Champ Bailey (16), CB Rashad Bauman (2), S Matt Bowen (16), DT Martin Chase (3), DT Lionel Dalton (9), DB Todd Franz (2), DT Jermaine Haley (5), DT Bernard Holsey (16), S Ifeanyi Ohaleta (14), Bruce Smith (8), MLB Jeremiah Trotter (16), DE Regan Upshaw (8), DE Renaldo Wynn (16)

# YEARLY STATS

## 2004 [6-10] // COACH JOE GIBBS

Sept. 12	W	16-10	Tampa Bay	90,088
Sept. 19	L	14-20	at New York Giants	78,767
Sept. 27	L	18-21	Dallas	90,367
Oct. 3	L	13-17	at Cleveland	73,348
Oct. 10	L	10-17	Baltimore	90,287
Oct. 17	W	13-10	at Chicago	61,945
Oct. 31	L	14-28	Green Bay	89,295
Nov. 7	W	17-10	at Detroit	62,657
Nov. 14	L	10-17	Cincinnati	87,786
Nov. 21	L	6-28	at Philadelphia	67,720
Nov. 28	L	7-16	at Pittsburgh	63,707
Dec. 5	W	31-7	New York Giants	87,872
Dec. 12	L	14-17	Philadelphia	90,089
Dec. 18	W	26-16	at San Francisco	65,710
Dec. 26	L	10-13	at Dallas	63,705
Jan. 2	W	21-18	Minnesota	76,876

TOTAL FIRST DOWNS		Redskins	Opponents
Rushing		269	251
Passing		91	67
Penalty		156	153
3rd Down: Made/Att		22	31
3rd Down Pct.		70/221	70/226
4th Down: Made/Att		31.7	31.0
4th Down Pct.		4/11	7/17
		36.4	41.2
		31:19	28:41
		4,397	4,281

POSSESSION AVG.		Redskins	Opponents
Avg. Per Game		274.8	267.6
Total Plays		1,023	974
Avg. Per Play		4.3	4.4

NET YARDS RUSHING		Redskins	Opponents
Avg. Per Game		110.3	81.5
Total Rushes		471	419

NET YARDS PASSING		Redskins	Opponents
Avg. Per Game		2,632	2,977
Sacked/Yards Lost		164.5	186.1
Gross Yards		38/242	40/245
Attempts/Completions		2,874	3,222
Completion Pct.		514/288	515/284
Had Intercepted		56.0	57.1
		17	18
		104/43.7	104/40.2

PUNTS/AVERAGE		Redskins	Opponents
NET PUNTING AVG.		35.2	35.9
PENALTIES/YARDS		115/1,047	97/797

FUMBLES/LOST		Redskins	Opponents
TOUCHDOWNS		20/10	17/8
Rushing		26	30
Passing		6	7
Returns		18	17
		2	6

SCORE BY PERIODS		Q1	Q2	Q3	Q4	OT	PTS
REDSKINS		54	80	34	72	0	240
Opponents		44	78	69	74	0	265

SCORING		TD	Ru	Pa	Rt	PAT	FG	S	TP
Portis		7	5	2	0	0/0	0/0	0	42
Hall		0	0	0	0	13/13	8/11	0	37
Cooley		6	0	6	0	0/0	0/0	0	36
Gardner		5	0	5	0	0/0	0/0	0	30
REDSKINS		26	6	18	2	25/25	19/27	0	240
Opponents		30	7	17	6	28/28	17/20	1	265

RUSHING		No.	Yards	Avg.	Lg	TD
Portis		343	1,315	3.8	64t	5
Betts		90	371	4.1	27	1
Brunell		19	62	3.3	21	0
REDSKINS		471	1,765	3.7	64t	6
Opponents		419	1,304	3.1	26	7

PASSING		Att	Comp	Yards	Cmp%	Yards/Att	TD	TD%	Int	Int%	Long	Sack/Lost	Rating
Ramsey		272	169	1,665	62.1	6.1	10	3.7	11	4.0	51	23/137	74.8
Brunell		237	118	1,194	49.8	5.0	7	3.0	6	2.5	49	15/105	63.9
REDSKINS		514	288	2,874	56.0	5.6	18	3.5	17	3.3	51	38/242	70.0
Opponents		515	294	3,222	57.1	6.3	17	3.3	18	3.5	80	40/245	72.2

RECEIVING		No.	Yards	Avg.	Lg	TD
Coles		90	950	10.6	45	1
Gardner		51	650	12.7	51	5
Portis		40	235	5.9	18	2
REDSKINS		288	2,874	10.0	51	18
Opponents		294	3,222	11.0	80	17

INTERCEPTIONS		No.	Yards	Avg.	Lg	TD
Springs		5	117	23.4	38	0
Taylor		4	85	21.3	45	0
Smoot		3	17	5.7	17	0
REDSKINS		18	405	22.5	78t	1
Opponents		17	201	11.8	70t	1

PUNTING		No.	Yards	Avg.	Net	TB	In	Lg	Blk
Tupa		103	4,544	44.1	35.2	8	30	61	1
REDSKINS		104	4,544	43.7	35.2	8	30	61	1
Opponents		104	4,180	40.2	35.9	6	26	58	2

PUNT RETURNS		Ret	FC	Yards	Avg.	Lg	TD
Thrash		19	8	162	8.5	43	0
Morton		13	12	80	6.2	14	0
A. Brown		10	2	89	8.9	39	0
REDSKINS		42	23	331	7.9	43	0
Opponents		65	11	727	11.2	78t	1

KICKOFF RETURNS		No.	Yards	Avg.	Lg	TD
Betts		23	528	23.0	70	0
Morton		16	358	22.4	49	0
REDSKINS		55	1,203	21.9	70	0
Opponents		57	1,223	21.5	92t	1

FIELD GOALS		1-19	20-29	30-39	40-49	50+
Hall		1/1	3/3	3/3	1/3	0/1
Kimrin		0/0	3/3	2/3	1/3	0/1
Chandler		0/0	4/4	0/0	1/1	0/1
REDSKINS		1/1	10/10	5/6	3/7	0/3
Opponents		0/0	4/4	9/9	4/6	0/1

DEFENSE		T	S	A	TFL	PD	FF	FR
Pierce		160	109	51	1	2	1	2
Washington		130	102	28	9	3	1	1
Griffin		96	65	31	15	1	1	1

**SACKS:** Cornelius Griffin 6.0, Shawn Springs 6.0, Marcus Washington 5.4, Ron Warner 3.5, Renaldo Wynn 3.0, Chris Clemons 3.0, Demetric Evans 2.5, Joe Salave'a 2.0, Matt Bowen 2.0, Lemar Marshall 1.5, Antonio Pierce 1.0, Sean Taylor 1.0, Brandon Noble 1.0, LaVar Arrington 1.0, Phillip Daniels 1.0, Jermaine Haley 1.0

**NOTABLE Record (Finish):** 6-10 (2nd NFC East)

**Honors:** LB Marcus Washington, Pro Bowl; CB Fred Smoot, B.J. Blanchard Award; DL Brandon Noble, Ed Block Courage Award; DL Cornelius Griffin, Quarterback Club Player of the Year

**Starters:** Offense: WR Rod Gardner (14), LT Chris Samuels (16), LG Derrick Dockery (16), C Lennie Friedman (2), C Cory Raymer (14), RG Randy Thomas (15), RT Ray Brown (13), TE Walter Rasby (6), TE Robert Royal (9), WR Laveranues Coles (16), QB Mark Brunell (9), QB Patrick Ramsey (7), RB Clinton Portis (15), HB Chris Cooley (9), WR James Thrash (3), WR Taylor Jacobs (4)

Defense: LE Renaldo Wynn (16), LT Joe Salave'a (9), LT Brandon Noble (7), RT Cornelius Griffin (15), RE Phillip Daniels (5), RE Ron Warner (2), RE Demetric Evans (8), WLB LaVar Arrington (2), WLB Lemar Marshall (14), MLB Antonio Pierce (16), SLB Marcus Washington (16), LCB Shawn Springs (15), RCB Fred Smoot (15), SS Matt Bowen (5), SS Ryan Clark (11), FS Andre Lott (3), FS Sean Taylor (13), CB Walt Harris (2)

# YEARLY STATS

## 2005 (10-6) // COACH JOE GIBBS

Sept. 11	W	9-7	Chicago	90,138
Sept. 19	W	14-13	at Dallas	65,207
Oct. 2	W	20-17 (OT)	Seattle	90,215
Oct. 9	L	19-21	at Denver	75,880
Oct. 16	L	21-28	at Kansas City	78,083
Oct. 23	W	52-17	San Francisco	90,224
Oct. 30	L	0-36	at New York Giants	78,630
Nov. 6	W	17-10	Philadelphia	90,298
Nov. 13	L	35-36	at Tampa Bay	65,421
Nov. 20	L	13-16	Oakland	90,129
Nov. 27	L	17-23 (OT)	San Diego	84,930
Dec. 4	W	24-9	at St. Louis	65,701
Dec. 11	W	17-13	at Arizona	46,654
Dec. 18	W	35-7	Dallas	90,588
Dec. 24	W	35-20	New York Giants	90,477
Jan. 1	W	31-20	at Philadelphia	67,700
Playoffs				
Jan. 7	W	17-10	at Tampa Bay	65,514
Jan. 14	L	10-20	at Seattle	67,551

	Redskins	Opponents
<b>TOTAL FIRST DOWNS</b>	301	258
Rushing	114	74
Passing	166	158
Penalty	21	26
3rd Down: Made/Att	97/230	81/222
3rd Down Pct.	42.2	36.5
4th Down: Made/Att	6/11	5/13
4th Down Pct.	54.5	38.5
<b>POSSESSION AVG.</b>	31:33	28:27
<b>TOTAL NET YARDS</b>	5,289	4,767
Avg. Per Game	330.6	297.9
Total Plays	1,037	981
Avg. Per Play	5.1	4.9
<b>NET YARDS RUSHING</b>	2,183	1,686
Avg. Per Game	136.4	105.4
Total Rushes	525	411
<b>NET YARDS PASSING</b>	3,106	3,081
Avg. Per Game	194.1	192.6
Sacked/Yards Lost	31/240	35/237
Gross Yards	3,346	3,318
Attempts/Completions	481/278	535/291
Completion Pct.	57.8	54.4
Had Intercepted	11	16
<b>PUNTS/AVERAGE</b>	87/40.3	88/41.3
<b>NET PUNTING AVG.</b>	36.5	37.7
<b>PENALTIES/YARDS</b>	108/925	105/879
<b>FUMBLES/LOST</b>	29/16	31/12
<b>TOUCHDOWNS</b>	44	32
Rushing	15	15
Passing	25	15
Returns	4	2

SCORE BY PERIODS	Q1	Q2	Q3	Q4	OT	PTS
REDSKINS	69	114	101	72	3	359
Opponents	63	78	86	60	6	293

SCORING	TD	Ru	Pa	Rt	PAT	FG	S	TP
Portis	11	11	0	0	0/0	0/0	0	68
Hall	0	0	0	0	27/27	12/14	0	63
Moss	9	0	9	0	0/0	0/0	0	54
REDSKINS	44	15	25	4	42/42	17/21	0	359
Opponents	32	15	15	2	29/29	22/31	1	293

RUSHING	No.	Yards	Avg.	Lg	TD
Portis	352	1,516	4.3	47t	11
Betts	89	338	3.8	22	1
Cartwright	27	199	7.4	52	2
REDSKINS	525	2,183	4.2	52	15
Opponents	411	1,686	4.1	72t	15

PASSING	Att	Comp	Yards	Cmp%	Yards/Att	TD	TD%	Int	Int%	Long	Sack/Lost	Rating
Brunell	454	262	3,050	57.7	6.7	23	5.1	10	2.2	78t	27/213	85.9
Ramsey	25	15	279	60.0	11.2	1	4.0	1	4.0	72t	4/27	95.3
REDSKINS	481	278	3,346	57.8	7.0	25	5.2	11	2.3	78t	31/240	87.0
Opponents	535	291	3,318	54.4	6.2	15	2.8	16	3.0	70t	35/237	70.1

RECEIVING	No.	Yards	Avg.	Lg	TD
Moss	84	1,483	17.7	78t	9
Cooley	71	774	10.9	32	7
Portis	30	216	7.2	23	0
REDSKINS	278	3,346	12.0	78t	25
Opponents	291	3,318	11.4	70t	15

INTERCEPTIONS	No.	Yards	Avg.	Lg	TD
Marshall	4	55	13.8	27	1
Clark	3	10	3.3	6	0
Taylor	2	34	17.0	32	0
Rogers	2	14	7.0	14	0
REDSKINS	16	176	11.0	41	1
Opponents	11	183	16.6	36	1

PUNTING	No.	Yards	Avg.	Net	TB	In	Lg	Blk
Frost	76	3,074	40.4	36.7	6	23	55	0
Groom	11	429	39.0	34.8	1	2	57	0
REDSKINS	87	3,503	40.3	36.5	7	25	57	0
Opponents	88	3,636	41.3	37.7	7	26	65	1

PUNT RETURNS	Ret	FC	Yards	Avg.	Lg	TD
A. Brown	13	12	63	4.8	16	0
Thrash	10	15	77	7.7	18	0
REDSKINS	30	28	180	6.0	18	0
Opponents	40	18	189	4.7	19	0

KICKOFF RETURNS	No.	Yards	Avg.	Lg	TD
Betts	24	621	25.9	94t	1
A. Brown	19	439	23.1	91t	1
REDSKINS	62	1,438	23.2	94t	2
Opponents	72	1,503	20.9	49	0

FIELD GOALS	1-19	20-29	30-39	40-49	50+
Hall	1/1	3/3	3/3	5/6	0/1
Novak	0/0	1/1	3/5	1/1	0/0
REDSKINS	1/1	4/4	6/8	6/7	0/1
Opponents	1/1	3/4	9/10	7/13	2/3

DEFENSE	T	S	A	TFL	PD	FF	FR
Marshall	132	103	29	4	5	2	0
Washington	125	95	30	6	4	4	2
Taylor	80	60	20	0	8	3	1

**SACKS:** Phillip Daniels 8.0, Marcus Washington 7.5, Cornelius Griffin 4.0, Demetric Evans 3.0, Pierson Prioleau 3/0, (group) 3.0, Chris Clemons 2.0, Lemar Marshall 2.0, Sean Taylor 1.0, Ryan Clark 0.5, Joe Salave'a 0.5, Renaldo Wynn 0.5

**NOTABLE RECORD (Finish):** 10-6 (2nd NFC East)

**Honors:** WR Santana Moss, Pro Bowl; OT Chris Samuels, Pro Bowl; DL Renaldo Wynn, B.J. Blanchard Award; LB Khary Campbell, Ed Block Courage Award; LB Marcus Washington, Quarterback Club Player of the Year

**Starters:** Offense: WR Rod Gardner (14), LT Chris Samuels (16), LG Derrick Dockery (16), C Lennie Friedman (2), C Cory Raymer (14), RG Randy Thomas (15), RT Ray Brown (13), TE Walter Rasby (6), TE Robert Royal (9), WR Laveranues Coles (16), QB Mark Brunell (9), QB Patrick Ramsey (7), RB Clinton Portis (15), HB Chris Cooley (9), WR James Thrash (3), WR Taylor Jacobs (4)

Defense: WR David Patten (7), TE Mike Sellers (6), WR James Thrash (2), WR Taylor Jacobs (3), OT Chris Samuels (16), OG Derrick Dockery (16), C Casey Rabach (16), OG Randy Thomas (14), OG Ray Brown (2), OT Jon Jansen (16), TE Robert Royal (14), WR Santana Moss (16), QB Mark Brunell (15), QB Patrick Ramsey (1), RB Clinton Portis (16), TE/HB Chris Cooley (16)

# YEARLY STATS

## 2006 [5-11] // COACH JOE GIBBS

Sept. 11	L	16-19	Minnesota	90,608
Sept. 17	L	10-27	at Dallas	63,152
Sept. 24	W	31-15	at Houston	70,069
Oct. 1	W	36-30 (OT)	Jacksonville	89,450
Oct. 8	L	3-19	at New York Giants	78,653
Oct. 15	L	22-25	Tennessee	88,550
Oct. 22	L	22-36	at Indianapolis	57,274
Nov. 5	W	22-19	Dallas	90,250
Nov. 12	L	3-27	at Philadelphia	69,143
Nov. 19	L	17-20	at Tampa Bay	65,699
Nov. 26	W	17-13	Carolina	85,450
Dec. 3	L	14-24	Atlanta	86,436
Dec. 10	L	19-21	Philadelphia	84,164
Dec. 17	W	16-10	at New Orleans	69,052
Dec. 24	L	31-37 (OT)	at St. Louis	62,324
Dec. 30	L	28-34	New York Giants	86,141

	Redskins	Opponents
<b>TOTAL FIRST DOWNS</b>	295	301
Rushing	123	104
Passing	150	169
Penalty	22	28
3rd Down: Made/Att	79/211	97/222
3rd Down Pct.	37.4	43.7
4th Down: Made/Att	6/13	6/9
4th Down Pct.	46.2	66.7
<b>POSSESSION AVG.</b>	29:59	30:01
<b>TOTAL NET YARDS</b>	5,243	5,688
Avg. Per Game	327.7	355.5
Total Plays	979	997
Avg. Per Play	5.4	5.7
<b>NET YARDS RUSHING</b>	2,216	2,197
Avg. Per Game	138.5	137.3
Total Rushes	490	492
<b>NET YARDS PASSING</b>	3,027	3,491
Avg. Per Game	189.2	218.2
Sacked/Yards Lost	19/147	19/95
Gross Yards	3,174	3,586
Attempts/Completions	470/274	486/289
Completion Pct.	58.3	59.5
Had Intercepted	10	6
<b>PUNTS/AVERAGE</b>	82/42.3	79/42.0
<b>NET PUNTING AVG.</b>	36.7	34.9
<b>PENALTIES/YARDS</b>	106/951	94/856
<b>FUMBLES/LOST</b>	20/7	15/6
<b>TOUCHDOWNS</b>	34	41
Rushing	13	9
Passing	19	30
Returns	2	2

SCORE BY PERIODS	Q1	Q2	Q3	Q4	OT	PTS
REDSKINS	76	94	55	76	6	307
Opponents	69	126	95	80	6	376

SCORING	TD	Ru	Pa	Rt	PAT	FG	S	TP
Portis	7	7	0	0	0/0	0/0	0	42
Suisham	0	0	0	0	12/12	8/9	0	36
Cooley	6	0	6	0	0/0	0/0	0	38
Moss	6	0	6	0	0/0	0/0	0	38
REDSKINS	34	19	19	2	31/31	22/30	1	307
Opponents	41	9	30	2	36/36	30/34	1	376

RUSHING	No.	Yards	Avg.	Lg	TD
Betts	245	1,154	4.7	26	4
Portis	127	523	4.1	38t	7
Duckett	38	132	3.5	19	2
REDSKINS	490	2,216	4.5	38t	13
Opponents	492	2,197	4.5	69t	9

PASSING	Att	Comp	Yards	Cmp%	Yards/Att	TD	TD%	Int	Int%	Long	Sack/Lost	Rating
Brunell	260	162	1,789	62.3	6.9	8	3.1	4	1.5	74	12/92	86.5
J. Campbell	207	110	1,297	53.1	6.3	10	4.8	6	2.9	66t	7/55	76.5
REDSKINS	470	274	3,174	58.3	6.8	19	4.0	10	2.1	74	19/147	83.4
Opponents	486	289	3,586	59.5	7.4	30	6.2	6	1.2	84t	19/95	97.8

RECEIVING	No.	Yards	Avg.	Lg	TD
Cooley	57	734	12.9	66t	6
Moss	55	790	14.4	68t	6
Betts	53	445	8.4	34	1
REDSKINS	274	3,174	11.6	74	19
Opponents	289	3,586	12.4	84t	30

INTERCEPTIONS	No.	Yards	Avg.	Lg	TD
Taylor	1	25	25.0	25	0
Springs	1	4	4.0	4	0
REDSKINS	6	25	4.2	25	0
Opponents	10	272	27.2	84t	2

PUNTING	No.	Yards	Avg.	Net	TB	In	Lg	Blk
Frost	81	3,471	42.9	36.7	7	27	60	1
REDSKINS	82	3,471	42.3	36.7	7	27	60	1
Opponents	79	3,316	42.0	34.9	11	19	70	2

PUNT RETURNS	Ret	FC	Yards	Avg.	Lg	TD
Randle El	39	11	342	8.8	87t	1
Opponents	45	12	319	7.1	33	0

KICKOFF RETURNS	No.	Yards	Avg.	Lg	TD
Cartwright	64	1,541	24.1	100t	1
Sellers	4	53	13.3	22	0
Betts	2	27	13.5	27	0
REDSKINS	73	1,631	22.3	100t	1
Opponents	67	1,396	20.8	44	0

FIELD GOALS	1-19	20-29	30-39	40-49	50+
Hall	0/0	3/3	4/4	2/4	0/0
Novak	0/0	1/1	1/3	3/6	0/0
Suisham	0/0	1/1	5/5	1/1	1/2
REDSKINS	0/0	5/5	10/12	6/11	1/2
Opponents	1/1	6/6	13/14	8/10	2/3

DEFENSE	T	S	A	TFL	PD	FF	FR
Taylor	129	89	40	1	6	3	0
Marshall	119	95	24	1	6	0	1
Washington	106	78	28	3	11	2	2

**SACKS:** Andre Carter 6.0, Phillip Daniels 3.0, Marcus Washington 2.5, Demetric Evans 2.0, Lemar Marshall 1.5, Adam Archuleta 1.0, Cornelius Griffin 1.0, Warrick Holdman 1.0, Kedric Golston 0.5, Anthony Montgomery 0.5

**NOTABLE Record (Finish):** 5-11 (4th NFC East)

**Honors:** LT Chris Samuels, Pro Bowl; DE Renaldo Wynn, Walter Payton Man of the Year Nominee; RG Randy Thomas, Ed Block Courage Award

**Starters:** Defense: WR Santana Moss (14), LT Chris Samuels (16), LG Derrick Dockery (16), C Casey Rabach (16), RG Randy Thomas (16), RT Jon Jansen (16), TE Chris Cooley (16), WR Brandon Lloyd (12), WR Antwaan Randle El (16), QB Mark Brunell (9), QB Jason Campbell (7), RB Ladell Betts (9), RB Clinton Portis (7), FB Mike Sellers (6)

Defense: LE Philip Daniels (15), LE Renaldo Wynn (1), LT Cornelius Griffin (14), LT Anthony Montgomery (1), LT Kedric Golston (1), RT Joe Salave'a (4), RT Kedric Golston (12), RE Andre Carter (16), WLB Warrick Holdman (14), WLB Rocky McIntosh (2), MLB Lemar Marshall (15), Khary Campbell (1), SLB Marcus Washington (14), SLB Warrick Holdman (2), LCB Kenny Wright (8), LCB Shawn Springs (8), RCB Carlos Rogers (15), RCB Kenny Wright (1), SS Adam Archuleta (7), SS Troy Vincent (3), SS Vernon Fox (6), FS Sean Taylor (16)

# YEARLY STATS

## 2007 (9-7) // COACH JOE GIBBS

Sept. 9	W	16-13 (OT)	Miami	90,163
Sept. 17	W	20-12	at Philadelphia	67,226
Sept. 23	L	17-24	New York Giants	90,803
Oct. 7	W	34-3	Detroit	88,944
Oct. 14	L	14-17	at Green Bay	70,761
Oct. 21	W	21-19	Arizona	85,640
Oct. 28	L	7-52	at New England	68,756
Nov. 4	W	23-20 (OT)	at New York Jets	76,663
Nov. 11	L	25-33	Philadelphia	90,218
Nov. 18	L	23-28	at Dallas	63,706
Nov. 25	L	13-19	at Tampa Bay	65,596
Dec. 2	L	16-17	Buffalo	85,831
Dec. 6	W	24-16	Chicago	82,213
Dec. 16	W	22-10	at New York Giants	77,899
Dec. 23	W	32-21	at Minnesota	63,634
Dec. 30	W	27-6	Dallas	90,910
Jan. 5	L	14-35	Playoffs at Seattle	68,297

### TOTAL FIRST DOWNS

	Redskins	Opponents
Rushing	307	291
Passing	103	89
Penalty	192	174
3rd Down: Made/Att	92/226	78/218
3rd Down Pct.	40.7	35.8
4th Down: Made/Att	6/15	10/17
4th Down Pct.	40.0	58.8

### POSSESSION AVG.

	Redskins	Opponents
TOTAL NET YARDS	30:46	29:14
Avg. Per Game	5,334	4,884
Total Plays	333.4	305.3
Avg. Per Play	1,052	1,026
Total Rushes	5.1	4.8

### NET YARDS RUSHING

	Redskins	Opponents
Avg. Per Game	1,871	1,460
Total Rushes	116.9	91.3
Total Yards	499	391

### NET YARDS PASSING

	Redskins	Opponents
Avg. Per Game	3,463	3,424
Sacked/Yards Lost	216.4	214.0
Gross Yards	29/159	33/198
Attempts/Completions	60.8	58.3
Completion Pct.	525/319	602/351
Had Intercepted	11	14

### PUNTS/AVERAGE

	Redskins	Opponents
NET PUNTING AVG.	75/41.0	81/43.0
PENALTIES/YARDS	36.4	36.9
FUMBLES/LOST	90/751	88/684
TOUCHDOWNS	35/18	27/10
Rushing	35	33
Passing	15	10
Returns	18	20
	2	3

### SCORE BY PERIODS

	Q1	Q2	Q3	Q4	OT	PTS
Redskins	56	117	65	90	6	334
Opponents	44	67	83	116	0	310

### SCORING

	TD	Ru	Pa	Rt	PAT	FG	S	TP
Portis	7	7	0	0	0/0	0/0	0	42
Suisham	0	0	0	0	29/30	29/35	0	116
Portis	11	11	0	0	0/0	0/0	0	66
REDSKINS	35	15	18	2	29/30	29/35	2	334
Opponents	33	10	20	3	29/30	27/37	1	310

### RUSHING

	No.	Yards	Avg.	Lg	TD
Portis	325	1,262	3.9	32	11
Betts	93	335	3.6	20	1
J. Campbell	36	185	5.1	29	1
REDSKINS	498	1,871	3.8	32	15
Opponents	391	1,460	3.7	27	10

### PASSING

	Att	Comp	Yards	Cmp%	Yards/Att	TD	TD%	Int	Int%	Long	Sack/Lost	Rating
J. Campbell	417	250	2,700	60.0	6.5	12	2.9	11	2.6	54	21/110	77.6
Collins	105	67	888	63.8	8.5	5	4.8	0	0.0	54	7/47	106.4
REDSKINS	525	319	3,622	60.8	6.9	18	3.4	11	2.1	54	29/159	84.2
Opponents	602	351	3,622	58.3	6.0	20	3.3	14	2.3	60	33/198	77.1

RECEIVING	No.	Yards	Avg.	Lg	TD
Cooley	66	786	11.9	39	8
Moss	61	808	13.2	49	3
Randle El	51	728	14.3	54	1
REDSKINS	319	3,622	11.4	54	18
Opponents	351	3,622	10.3	60	20

INTERCEPTIONS	No.	Yards	Avg.	Lg	TD
Taylor	5	98	19.6	48	0
Springs	4	63	15.8	53	0
Fletcher	3	36	12.0	27	1
REDSKINS	14	301	21.5	61	2
Opponents	11	76	7.1	29	0

PUNTING	No.	Yards	Avg.	Net	TB	In	Lg	Blk
Frost	75	3,072	41.0	36.4	7	23	64	0
Opponents	81	3,484	43.0	36.9	10	24	61	0

PUNT RETURNS	Ret	FC	Yards	Avg.	Lg	TD
Randle El	34	7	209	6.1	27	0
McCardell	4	2	19	4.8	9	0
REDSKINS	40	10	299	7.5	62	0
Opponents	32	15	202	6.3	22	0

KICKOFF RETURNS	No.	Yards	Avg.	Lg	TD
Cartwright	52	1,339	25.8	80	0
Betts	5	108	21.6	36	0
REDSKINS	65	1,544	23.8	80	0
Opponents	66	1,289	19.5	86	1

FIELD GOALS	1-19	20-29	30-39	40-49	50+
Suisham	0/0	10/10	8/10	10/13	1/2
Opponents	0/0	9/10	16/18	2/4	0/5

DEFENSE	T	S	A	TFL	PD	FF	FR
Fletcher	164	98	66	7	10	1	1
McIntosh	105	70	35	2	4	3	1
Landry	97	62	35	0	7	0	1

**SACKS:** Andre Carter 10.5, Marcus Washington 5.0, Chris Wilson 4.0, Rocky McIntosh 3.0, Phillip Daniels 2.5, Cornelius Griffin 2.5, LaRon Landry 1.5, Demetric Evans 1.0, Kedric Golston 1.0, Leigh Torrence 1.0, Reed Doughty 0.5, Anthony Montgomery 0.5

**NOTABLE Record (Finish):** 9-7 (3rd NFC East)

**Honors:** LT Chris Samuels, Pro Bowl; S Sean Taylor, Pro Bowl; TE/HB Chris Cooley, Pro Bowl; LS Ethan Albright, Pro Bowl; LB Rocky McIntosh, Walter Payton Man of the Year Award Nominee; LB Marcus Washington, Ed Block Courage Award; S LaRon Landry, Pro Football Weekly/PFWA All-Rookie Team

**Starters:** Defense: WR Santana Moss (14), WR James Thrash (4), LT Chris Samuels (16), LG Pete Kendall (16), C Casey Rabach (15), C Mike Pucillo (1), RG Randy Thomas (3), RG Jason Fabini (13), RT Jon Jansen (1), RT Todd Wade (10), RT Stephon Heyer (5), TE Chris Cooley (16), WR Antwaan Randle El (13), WR Keenan McCardell (1), TE Lorenzo Alexander (1), QB Jason Campbell (13), QB Todd Collins (3), RB Clinton Portis (16), FB Mike Sellers (12), WR Brandon Lloyd (1), TE Todd Yoder (1), WR Reche Caldwell (1), K Shaun Suisham (16)

Defense: LE Phillip Daniels (15), LE Demetric Evans (1), LT Cornelius Griffin (16), RT Anthony Montgomery (15), CB Leigh Torrence (1), RE Andre Carter (16), WLB Rocky McIntosh (13), LB Randall Godfrey (4), S Pierson Prioleau (4), MLB London Fletcher (16), SLB Marcus Washington (11), LCB Shawn Springs (14), RCB Carlos Rogers (7), CB Fred Smoot (11), S LaRon Landry (16), S Reed Doughty (6), FS Sean Taylor (9)

# YEARLY STATS

## 2008 (8-8) // COACH JIM ZORN

Sept. 4	L	7-16	at New York Giants	79,742
Sept. 14	W	29-24	New Orleans	88,246
Sept. 21	W	24-17	Arizona	90,060
Sept. 28	W	26-24	at Dallas	63,462
Oct. 5	W	23-17	at Philadelphia	69,144
Oct. 12	L	17-19	St. Louis	90,376
Oct. 19	W	14-11	Cleveland	90,487
Oct. 26	W	25-17	at Detroit	54,312
Nov. 3	L	6-23	Pittsburgh	90,512
Nov. 16	L	10-14	Dallas	90,830
Nov. 23	W	20-17	at Seattle	67,771
Nov. 30	L	7-23	New York Giants	95,912
Dec. 7	L	10-24	at Baltimore	71,438
Dec. 14	L	13-20	at Cincinnati	63,986
Dec. 21	W	10-3	Philadelphia	82,412
Dec. 28	L	24-27	at San Francisco	67,519

### TOTAL FIRST DOWNS

	Redskins	Opponents
Rushing	295	259
Passing	109	86
Penalty	165	159
3rd Down: Made/Att	21	14
3rd Down Pct.	76/216	74/208
4th Down: Made/Att	35.2	35.6
4th Down Pct.	10/16	8/12
Possession Avg.	62.5	66.7
Total Net Yards	31:31	28:29
Avg. Per Game	5,120	4,621
Total Plays	320.0	288.8
Avg. Per Play	1,026	933
NET YARDS RUSHING	5.0	5.0
Avg. Per Game	2,095	1,526
Total Rushes	130.9	95.4
Attempts/Completions	478	398
Completion Pct.	3,025	3,095
Had Intercepted	189.1	193.4
Sacked/Yards Lost	38/266	24/141
Gross Yards	3,291	3,236
NET YARDS PASSING	510/318	511/290
Avg. Per Game	62.4	56.8
Total Passes	6	13
Completion Pct.	82/40.5	87/42.8
NET PUNTING AVG.	33.4	37.0
PENALTIES/YARDS	83/644	80/639
FUMBLES/LOST	20/12	16/5
TOUCHDOWNS	27	32
Rushing	12	12
Passing	14	16
Returns	1	4

### SCORE BY PERIODS

	Q1	Q2	Q3	Q4	OT	PTS
Redskins	33	92	57	83	0	265
Opponents	89	66	66	75	0	296

### SCORING

	TD	Ru	Pa	Rt	PAT	FG	S	TP
Suisham	0	0	0	0	25/25	26/36	0	103
Portis	9	9	0	0	0/0	0/0	0	54
Moss	7	0	6	1	0/0	0/0	0	42
Redskins	27	12	14	1	25/25	26/36	0	265
Opponents	32	12	16	4	30/31	24/28	0	296

### RUSHING

	No.	Yards	Avg.	Lg	TD
Portis	342	1,487	4.3	31	9
J. Campbell	47	258	5.5	23	1
Betts	61	206	3.4	14	1
Redskins	478	2,095	4.4	31	12
Opponents	398	1,526	3.8	44	12

### PASSING

	Att	Comp	Yards	Cmp%	Yards/Att	TD	TD%	Int	Int%	Long	Sack/Lost	Rating
J. Campbell	506	315	3,245	62.3	6.4	13	2.6	6	1.2	67t	38/266	84.3
Redskins	510	318	3,291	62.4	6.5	14	2.7	6	1.2	67t	38/266	85.2
Opponents	511	290	3,236	56.8	6.3	16	3.1	13	2.5	79	24/141	75.6

RECEIVING	No.	Yards	Avg.	Lg	TD
Cooley	83	849	10.2	28	1
Moss	79	1,044	13.2	67t	6
Randle El	53	593	11.2	31	4
Redskins	318	3,291	10.3	67t	14
Opponents	290	3,236	11.2	79	16

INTERCEPTIONS	No.	Yards	Avg.	Lg	TD
Horton	3	13	4.3	10	0
Rogers	2	73	36.5	42	0
Landry	2	18	9.0	13	0
Hall	2	6	3.0	4	0
Redskins	13	114	8.8	42	0
Opponents	6	23	3.8	14	0

PUNTING	No.	Yards	Avg.	Net	TB	In	Lg	Blk
Plackemeier	55	2,291	41.7	33.9	10	15	62	1
Brooks	26	1,030	39.6	32.1	0	9	60	0
Redskins	81	3,321	40.5	33.4	10	24	62	1
Opponents	87	3,721	42.8	37.0	6	24	59	0

PUNT RETURNS	Ret	FC	Yards	Avg.	Lg	TD
Randle El	39	21	254	6.5	36	0
Redskins	45	21	378	8.4	80t	1
Opponents	33	18	385	11.7	68t	2

KICKOFF RETURNS	No.	Yards	Avg.	Lg	TD
Cartwright	51	1,307	25.6	87	0
Redskins	55	1,382	25.1	87	0
Opponents	55	1,103	20.1	55	0

FIELD GOALS	1-19	20-29	30-39	40-49	50+
Suisham	0/0	7/7	7/9	11/16	1/4
Opponents	0/0	6/6	10/10	7/8	1/4

DEFENSE	T	S	A	TFL	PD	FF	FR
Fletcher	146	89	50	6	9	2	1
McIntosh	104	56	44	2	6	2	0
Horton	81	53	22	5	7	1	1

**SACKS:** Andre Carter 4.0, Jason Taylor 3.5, Demetric Evans 3.5, Rocky McIntosh 2.0, Lorenzo Alexander 2.0, Anthony Montgomery 2.0, Kedric Golston 2.0, Cornelius Griffin 1.0, Shawn Springs 1.0, Chris Wilson 1.0, Chris Horton 1.0, LaRon Landry 0.5, London Fletcher 0.5

### NOTABLE

**Record (Finish):** 8-8 (4th NFC East)

**Honors:** TE Chris Cooley, Pro Bowl; RB Clinton Portis, Pro Bowl, AP Second-Team All-Pro; LT Chris Samuels, Pro Bowl; FB Mike Sellers, Pro Bowl; S Chris Horton, Pro Football Weekly/PFWA All-Rookie Team

**Starters:** Defense: WR Santana Moss (16), LT Chris Samuels (12), LT Stephon Heyer (4), LG Pete Kendall (16), C Casey Rabach (16), RG Randy Thomas (16), RT Jon Jansen (11), RT Stephon Heyer (3), RT Jason Fabini (2), TE Chris Cooley (16), WR Antwaan Randle El (16), QB Jason Campbell (16), RB Clinton Portis (16), FB Mike Sellers (6), TE Todd Yoder (2), TE Fred Davis (2), WR James Thrash (5), WR Devin Thomas (1), K Shaun Suisham (16)

Defense: LE Jason Taylor (5), LE Demetric Evans (11), LT Cornelius Griffin (14), LT Anthony Montgomery (2), RT Kedric Golston (12), RT Anthony Montgomery (4), RE Andre Carter (14), RE Jason Taylor (2), WLB Rocky McIntosh (15), S Kareem Moore (1), MLB London Fletcher (16), SLB Marcus Washington (9), SLB H.B. Blades (5), SLB Jason Taylor (1), S Reed Doughty (3), LCB Fred Smoot (9), LCB/SS Shawn Springs (5/2), LCB DeAngelo Hall (2), RCB Carlos Rogers (14), RCB DeAngelo Hall (2), SS Chris Horton (10), SS Mike Green (2), FS LaRon Landry (16)



# YEARLY STATS

## 2009 [4-12] // COACH JIM ZORN

Sept. 13	L	17-23	at New York Giants	78,206
Sept. 20	W	9-7	St. Louis	87,780
Sept. 27	L	14-19	at Detroit	40,886
Oct. 4	W	16-13	Tampa Bay	86,412
Oct. 11	L	17-20	at Carolina	73,487
Oct. 18	L	6-14	Kansas City	79,572
Oct. 26	L	17-27	Philadelphia	88,241
Nov. 8	L	17-31	at Atlanta	67,982
Nov. 15	W	27-17	Denver	85,247
Nov. 22	L	6-7	at Dallas	85,277
Nov. 29	L	24-27	at Philadelphia	69,144
Dec. 6	L	30-33 [OT]	New Orleans	84,520
Dec. 13	W	34-13	at Oakland	44,506
Dec. 21	L	12-45	New York Giants	78,359
Dec. 27	L	0-17	Dallas	88,221
Jan. 3	L	20-23	at San Diego	67,554

	Redskins	Opponents
<b>TOTAL FIRST DOWNS</b>	280	280
Rushing	72	85
Passing	191	176
Penalty	17	19
3rd Down: Made/Att	86/216	87/219
3rd Down Pct.	39.8	39.7
4th Down: Made/Att	7/22	4/17
4th Down Pct.	31.8	23.5

<b>POSSESSION AVG.</b>	28:49	31:11
<b>TOTAL NET YARDS</b>	4,998	5,115
Avg. Per Game	312.4	319.7
Total Plays	970	1,000
Avg. Per Play	5.2	5.1

<b>NET YARDS RUSHING</b>	1,508	1,799
Avg. Per Game	94.3	112.4
Total Rushes	391	449

<b>NET YARDS PASSING</b>	3,490	3,316
Avg. Per Game	218.1	207.3
Sacked/Yards Lost	46/307	40/241
Gross Yards	3,797	3,557
Attempts/Completions	533/340	511/314
Completion Pct.	63.8	61.4
Had Intercepted	16	11

<b>PUNTS/AVERAGE</b>	76/40.6	70/41.8
<b>NET PUNTING AVG.</b>	36.1	38.5
<b>PENALTIES/YARDS</b>	85/679	98/763

<b>FUMBLES/LOST</b>	30/12	21/6
<b>TOUCHDOWNS</b>	29	34
Rushing	8	10
Passing	21	19
Returns	0	5

	Q1	Q2	Q3	Q4	OT	PTS
REDSKINS	41	74	84	67	0	266
Opponents	96	118	30	89	3	336

	TD	Ru	Pa	Rt	PAT	FG	S	TP
Suisham	0	0	0	0	20/21	18/21	0	74
Davis	6	0	6	0	0/0	0/0	0	36
Gano	0	0	0	0	6/6	4/4	0	18
Ganther	3	3	0	0	0/0	0/0	0	18
Moss	3	0	3	0	0/0	0/0	0	18
D. Thomas	3	0	3	0	0/0	0/0	0	18
Yoder	3	0	3	0	0/0	0/0	0	18
REDSKINS	29	8	21	0	26/28	22/25	0	266
Opponents	34	10	19	5	31/31	31/36	2	336

	No.	Yards	Avg.	Lg	TD
Portis	124	494	4.0	78	1
Campbell	46	236	5.1	21	1
Cartwright	64	228	3.6	34	0
REDSKINS	391	1,508	3.9	78	8
Opponents	449	1,799	4.0	67t	10

	Att	Comp	Yards	Cmp%	Yards/Att	TD	TD%	Int	Int%	Long	Sack/Lost	Rating
Campbell	507	327	3,618	64.5	7.1	20	3.9	15	3.0	84	43/285	86.4
Collins	23	12	144	52.2	6.3	0	0.0	0	0.0	46	2/11	71.6
REDSKINS	533	340	3,797	63.8	7.1	21	3.9	16	3.0	84	46/307	85.5
Opponents	511	314	3,557	61.4	7.0	19	3.7	11	2.2	75t	40/241	85.7

	No.	Yards	Avg.	Lg	TD
<b>RECEIVING</b>					
Moss	70	902	12.9	59t	3
Randle El	50	530	10.6	44	0
Davis	48	509	10.6	29	6
REDSKINS	340	3,797	11.2	84	21
Opponents	314	3,557	11.3	75t	19

	No.	Yards	Avg.	Lg	TD
<b>INTERCEPTIONS</b>					
Hall	4	114	28.5	44	0
McIntosh	2	27	13.5	18	0
REDSKINS	11	185	16.8	44	0
Opponents	16	291	18.2	62t	3

	No.	Yards	Avg.	Net	TB	In	Lg	Blk
<b>PUNTING</b>								
H. Smith	57	2,356	41.3	36.8	5	23	59	0
Pakulak	13	498	38.3	33.2	1	4	57	0
REDSKINS	76	3,084	40.6	36.1	6	28	59	0
Opponents	70	2,929	41.8	38.5	4	30	68	0

	Ret	FC	Yards	Avg.	Lg	TD
<b>PUNT RETURNS</b>						
Randle El	17	19	102	6.0	43	0
Moss	11	1	52	4.7	11	0
REDSKINS	32	22	152	4.8	43	0
Opponents	32	26	220	6.9	29	0

	No.	Yards	Avg.	Lg	TD
<b>KICKOFF RETURNS</b>					
Cartwright	39	868	22.3	42	0
D. Thomas	20	439	22.0	39	0
REDSKINS	65	1,413	21.7	42	0
Opponents	56	1,104	19.7	55	0

	1-19	20-29	30-39	40-49	50+
<b>FIELD GOALS</b>					
Suisham	0/0	8/9	5/6	5/5	0/1
Gano	0/0	2/2	0/0	2/2	0/0
REDSKINS	0/0	10/11	5/6	7/7	0/1
Opponents	1/1	12/12	8/8	9/12	1/3

	T	S	A	TFL	PD	FF	FR
<b>DEFENSE</b>							
Fletcher	172	108	64	2	10	1	0
McIntosh	115	62	53	3	5	2	0
Landry	98	83	15	3	7	2	0

**SACKS:** Brian Drakpo 11.0, Andre Carter 11.0, Albert Haynesworth 4.0, Lorenzo Alexander 2.0, Cornelius Griffin 2.0, Reed Doughty 2.0, London Fletcher 2.0, Kedric Golston 2.0, LaRon Landry 1.0, Chris Wilson 1.0, Justin Tryon 1.0, Phillip Daniels 1.0

**NOTABLE Record (Finish):** 4-12 (4th NFC East)

**Honors:** LB London Fletcher, Pro Bowl; LB/DE Brian Drakpo, Pro Bowl, Pro Football Weekly/PFWA All-Rookie Team

**Starters:** Offense: WR Santana Moss [16], OT Stephon Heyer [16], LG Derrick Dockery [16], C Casey Rabach [16], QB Jason Campbell [16], TE Fred Davis [10], WR Devin Thomas [10], WR Malcolm Kelly [9], RB Clinton Portis [8], LT Levi Jones [8], DL Mike Williams [8], FB Mike Sellers [8], TE Chris Cooley [7], LT Chris Samuels [5], RG Chad Rinehart [4], WR Antwaan Randle El [3], RG Randy Thomas [2], RG Edwin Williams [2], RB Ladell Betts [2], RB Rock Cartwright [2], RB Quinton Ganther [2], TE Todd Yoder [1]

Defense: DE Phillip Daniels [16], DE Andre Carter [16], LB Brian Drakpo [16], LB London Fletcher [16], LB Rocky McIntosh [15], FS LaRon Landry [15], CB Carlos Rogers [15], DT Cornelius Griffin [14], DT Albert Haynesworth [12], CB DeAngelo Hall [12], SS Reed Doughty [7], DB Fred Smoot [7], DT Kedric Golston [6], FS Chris Horton [5], CB Byron Westbrook [1], CB Justin Tryon [1], FS Kareem Moore [1], LB H.B. Blades [1]

# YEARLY STATS

## 2010 (6-10) // COACH MIKE SHANAHAN

Sept. 12	W	13-7	Dallas	90,670
Sept. 19	L	27-30 (OT)	Houston	88,240
Sept. 26	L	16-30	at St. Louis	52,240
Oct. 3	W	17-12	at Philadelphia	69,144
Oct. 10	W	16-13 (OT)	Green Bay	87,760
Oct. 17	L	24-27	Indianapolis	87,883
Oct. 24	W	17-14	at Chicago	62,155
Oct. 31	L	25-37	at Detroit	46,329
Nov. 15	L	28-59	Philadelphia	84,912
Nov. 21	W	19-16 (OT)	at Tennessee	69,143
Nov. 28	L	13-17	Minnesota	83,602
Dec. 5	L	7-31	at New York Giants	78,861
Dec. 12	L	16-17	Tampa Bay	66,124
Dec. 19	L	30-33	at Dallas	86,904
Dec. 26	W	20-17 (OT)	at Jacksonville	63,470
Jan. 2	L	14-17	New York Giants	76,189

TOTAL FIRST DOWNS		Redskins	Opponents
Rushing		295	326
Passing		72	106
Penalty		194	207
3rd Down: Made/Att		61/208	75/214
3rd Down Pct.		29.3	35.0
4th Down: Made/Att		6/12	7/10
4th Down Pct.		50.0	70.0

POSSESSION AVG.		Redskins	Opponents
TOTAL NET YARDS		28:01	31:59
Avg. Per Game		5,374	6,228
Total Plays		335.9	389.3
Avg. Per Play		1,002	1,051
		5.4	5.9

NET YARDS RUSHING		Redskins	Opponents
Avg. Per Game		1,461	2,041
Total Rushes		91.3	127.6
		351	444

NET YARDS PASSING		Redskins	Opponents
Avg. Per Game		3,913	4,187
Sacked/Yards Lost		244.6	261.7
Gross Yards		46/348	29/176
Attempts/Completions		4,261	4,363
Completion Pct.		605/349	578/367
Had Intercepted		57.7	63.5
		19	14

PUNTS/AVERAGE		Redskins	Opponents
NET PUNTING AVG.		94/40.2	86/43.1
PENALTIES/YARDS		33.7	36.0
FUMBLES/LOST		90/647	104/839
TOUCHDOWNS		29/12	24/13
Rushing		33	42
Passing		9	15
Returns		21	23
		3	4

SCORE BY PERIODS		Q1	Q2	Q3	Q4	OT	PTS
Redskins		61	97	51	84	9	302
Opponents		104	94	101	75	3	377

SCORING		TD	Ru	Pa	Rt	PAT	FG	S	TP
Gano		0	0	0	0	28/28	24/35	0	100
Moss		6	0	6	0	0/0	0/0	0	36
Torain		6	4	2	0	0/0	0/0	0	36
Williams		5	3	2	0	0/0	0/0	0	30
Redskins		33	9	21	3	28/28	24/35	2	302
Opponents		42	15	23	4	37/37	28/38	2	377

RUSHING		No.	Yards	Avg.	Lg	TD
Torain		164	742	4.5	54	4
Williams		65	261	4.0	32t	3
Portis		54	227	4.2	27	2
McNabb		29	151	5.2	36	0
Redskins		351	1,461	4.2	54	9
Opponents		444	2,041	4.6	71	15

PASSING		Att	Comp	Yards	Cmp%	Yards/Att	TD	TD%	Int	Int%	Long	Sack/Lost	Rating
McNabb		472	275	3,377	58.3	7.2	14	3.0	15	3.2	76	37/271	77.1
Grossman		133	74	884	55.6	6.6	7	5.3	4	3.0	64t	9/77	81.2
Redskins		605	349	4,261	57.7	7.0	21	3.5	19	3.1	76	46/348	78.0
Opponents		578	367	4,363	63.5	7.5	23	4.0	14	2.4	92t	29/176	89.6

RECEIVING		No.	Yards	Avg.	Lg	TD
Moss		93	1,115	12.0	56	6
Cooley		77	849	11.0	35	3
Armstrong		44	871	19.8	76	3
Redskins		349	4,261	12.2	76	21
Opponents		367	4,363	11.9	92t	23

INTERCEPTIONS		No.	Yards	Avg.	Lg	TD
Hall		6	92	15.3	92t	1
Buchanan		2	51	25.5	43	0
Rogers		2	43	21.5	38	0
Redskins		14	199	14.2	92t	1
Opponents		19	216	11.4	64	2

PUNTING		No.	Yards	Avg.	Net	TB	In	Lg	Blk
Smith		57	2,310	40.5	33.7	1	17	56	0
Paulescu		17	700	41.2	33.1	1	2	52	0
Bidwell		15	625	41.7	37.7	0	3	5	2
Redskins		93	3,776	40.2	33.7	2	23	56	1
Opponents		86	3,704	43.1	36.0	9	29	59	0

PUNT RETURNS		Ret	FC	Yards	Avg.	Lg	TD
Banks		38	10	431	11.3	53	0
Redskins		40	13	432	10.8	53	0
Opponents		45	17	568	12.6	87t	1

KICKOFF RETURNS		No.	Yards	Avg.	Lg	TD
Banks		46	1,155	25.1	96t	1
Thomas		12	336	28.0	42	0
Redskins		73	1,680	23.0	96t	1
Opponents		61	1,160	19.0	38	0

FIELD GOALS		1-19	20-29	30-39	40-49	50+
Gano		1/1	8/10	4/7	11/14	0/3
Opponents		0/0	8/9	11/15	8/12	1/2

DEFENSE		T	S	A	TFL	PD	FF	FZ
Fletcher		188	135	53	4	12	3	3
McIntosh		155	99	56	1	3	1	0
Hall		112	73	33	4	16	2	2

**SACKS:** Brian Orakpo 8.5, Albert Haynesworth 2.5, London Fletcher 2.5, Andre Carter 2.5, Vonnie Holliday 2.5, Rocky McIntosh 2.0, Phillip Daniels 2.0, Lorenzo Alexander 1.5, Adam Carriker 1.5, Rob Jackson 1.0, LaRon Landry 1.0, Reed Doughty 1.0, Jeremy Jarmon 0.5

**NOTABLE Record (Finish):** 6-10 (4th NFC East)

**Honors:** LB London Fletcher, Pro Bowl; CB DeAngelo Hall, Pro Bowl, Pro Bowl MVP; DT Ma'ake Kemoeatu, Ed Block Courage Award; LB Brian Orakpo, Pro Bowl; LB Lorenzo Alexander, Walter Payton Man of the Year Nominee

**Starters:** Offense: TE Chris Cooley (16), WR Santana Moss (16), C Casey Rabach (16), T Jammal Brown (14), G Kory Lichtensteiger (14), QB Donovan McNabb (13), T Trent Williams (13), WR Anthony Alexander (11), OL Artis Hicks (10), TE Fred Davis (9), FB Mike Sellers (9), RB Ryan Torain (8), G Will Montgomery (6), T Stephon Heyer (5), RB Clinton Portis (5), WR Joey Galloway (3), QB Rex Grossman (3), RB Keiland Williams (3), G Derrick Dockery (2)

**Defense:** DE Adam Carriker (16), DE London Fletcher (16), CB DeAngelo Hall (16), LB Rocky McIntosh (15), LB Brian Orakpo (15), DE Kedric Golston (13), LB Lorenzo Alexander (12), NT Ma'ake Kemoeatu (12), CB Carlos Rogers (12), S Kareem Moore (11), S Reed Doughty (9), S LaRon Landry (9), LB Andre Carter (5), CB Phillip Buchanan (5), DL Anthony Bryant (3), CB Kevin Barnes (2), DE Vonnie Holliday (2), LB H.B. Barnes (1), DE Phillip Daniels (1), S Macho Harris (1)

# YEARLY STATS

## 2011 (5-11) // COACH MIKE SHANAHAN

Sept. 11	W	28-14	New York Giants	80,121
Sept. 18	W	22-21	Arizona	76,330
Sept. 26	L	16-18	at Dallas	91,017
Oct. 2	W	17-10	at St. Louis	56,113
Oct. 16	L	13-20	Philadelphia	80,447
Oct. 23	L	20-33	at Carolina	73,245
Oct. 30	L	0-23	at Buffalo	51,579
Nov. 6	L	11-19	San Francisco	78,032
Nov. 13	L	9-20	at Miami	57,007
Nov. 20	L	24-27 (OT)	Dallas	80,122
Nov. 27	W	23-17	at Seattle	66,007
Dec. 4	L	19-34	New York Jets	74,121
Dec. 11	L	27-34	New England	77,825
Dec. 18	W	23-10	at New York Giants	78,861
Dec. 24	L	26-33	Minnesota	68,370
Jan. 1	L	10-34	at Philadelphia	69,144

TOTAL FIRST DOWNS		Redskins	Opponents
Rushing		312	295
Passing		79	95
Penalty		204	180
3rd Down: Made/Att		29	20
3rd Down Pct.		81/219	77/206
4th Down: Made/Att		37.0	37.4
4th Down Pct.		4/13	4/10
POSESSION AVG.		30.8	40.0
TOTAL NET YARDS		30:09	29:51
Avg. Per Game		5,387	5,437
Total Plays		336.7	339.8
Avg. Per Play		1032	988
NET YARDS RUSHING		5.2	5.5
Avg. Per Game		1,614	1,884
Total Rushes		100.9	117.8
NET YARDS PASSING		400	438
Avg. Per Game		3,773	3,553
Sacked/Yards Lost		235.8	222.1
Gross Yards		41/285	41/251
Attempts/Completions		4,058	3,804
Completion Pct.		591/346	509/308
Had Intercepted		58.5	60.5
PUNTS/AVERAGE		24	13
NET PUNTING AVG.		66/43.1	70/45.3
PENALTIES/YARDS		39.0	37.8
FUMBLES/LOST		91/897	123/1006
TOUCHDOWNS		25/11	26/8
Rushing		28	38
Passing		8	15
Returns		19	22
		1	1

SCORE BY PERIODS	Q1	Q2	Q3	Q4	OT	PTS
Redskins	43	103	60	82	0	288
Opponents	75	90	73	126	3	367

SCORING	TD	Ru	Pa	Rt	PAT	FG	S	TP
Gano	0	0	0	0	25/26	31/41	0	118
Gaffney	5	0	5	0	0/0	0/0	0	30
Moss	4	0	4	0	0/0	0/0	0	24
REDSKINS	28	8	19	1	25/26	31/41	1	288
Opponents	38	15	22	1	37/38	34/41	0	367

RUSHING	No.	Yards	Avg.	Lg	TD
Helu	151	640	4.2	28t	2
Royster	56	328	5.9	28	0
Hightower	84	321	3.8	22	1
Torain	59	200	3.4	39	1
REDSKINS	400	1,614	4.0	39	8
Opponents	438	1,884	4.3	67	15

PASSING	Att	Comp	Yards	Cmp%	Yards/Att	TD	TD%	Int	Int%	Long	Sack/Lost	Rating
Grossman	458	265	3,151	57.9	6.9	16	3.5	20	4.4	51	25/201	72.4
Beck	132	80	858	60.6	6.5	2	1.5	4	3.0	32	16/84	72.1
REDSKINS	591	346	4,058	58.5	6.9	19	3.2	24	4.1	51	41/285	73.3
Opponents	509	308	3,804	60.5	7.5	22	4.3	13	2.6	73t	41/251	87.4

RECEIVING	No.	Yards	Avg.	Lg	TD
Gaffney	68	947	13.9	45	5
Davis	59	796	13.5	42	3
Helu	49	379	7.7	47t	1
Moss	46	584	12.7	49t	4
REDSKINS	346	4,058	11.7	51	19
Opponents	308	3,804	12.4	73t	22

INTERCEPTIONS	No.	Yards	Avg.	Lg	TD
Hall	3	46	15.3	26	0
Atogwe	3	42	14.0	26	0
REDSKINS	13	127	9.8	30	1
Opponents	24	353	14.7	51	0

PUNTING	No.	Yards	Avg.	Net	TB	In	Lg	Blk
Rocca	66	2,842	43.1	39.0	1	28	63	0
Opponents	70	3,172	45.3	37.8	10	20	67	0

PUNT RETURNS	Ret	FC	Yards	Avg.	Lg	TD
Banks	36	9	328	9.1	55	0
REDSKINS	37	9	328	8.9	55	0
Opponents	32	21	250	7.8	30	0

KICKOFF RETURNS	No.	Yards	Avg.	Lg	TD
Banks	51	1,174	23.0	47	0
REDSKINS	56	1,239	22.1	47	0
Opponents	36	749	20.8	51	0

FIELD GOALS	1-19	20-29	30-39	40-49	50+
Gano	0/0	14/15	5/9	8/11	4/6
Opponents	0/0	12/12	9/10	11/16	2/3

DEFENSE	T	S	A	TFL	PD	FF	FR
Fletcher	209	123	86	5	11	3	0
Hall	111	75	36	2	20	1	0
Doughty	87	52	35	3	2	2	1

**SACKS:** Brian Drakpo 9.0, Ryan Kerrigan 7.5, Stephen Bowen 6.0, Adam Carriker 5.5, Barry Cofield 3.0, Chris Nelid 2.0, London Fletcher 1.5, LaRon Landry 1.5, Kedric Golston 1.5, Rocky McIntosh 1.0, Perry Riley 1.0, Oshiomogho Atogwe 0.5

**NOTABLE Record (Finish):** 5-11 (4th NFC East)

**Honors:** LB London Fletcher, Pro Bowl, AP Second-Team All-Pro, Bart Starr Award Winner; LB Lorenzo Alexander, Walter Payton Man of the Year Nominee; DE Stephen Bowen, Ed Block Courage Award; RB Roy Helu, Pro Football Weekly/PFWA All-Rookie Team; LB Ryan Kerrigan, Pro Football Weekly/PFWA All-Rookie Team

**Starters:** Defense: G Chris Chester (16), C/G Will Montgomery (16), WR Jabar Gaffney (15), QB Rex Grossman (13), T Jammal Brown (12), TE Fred Davis (12), WR Santana Moss (12), T Trent Williams (10), G Maurice Hurt (8), FB Darrel Young (8), TE Logan Paulsen (6), TE Chris Cooley (5), RB Roy Helu (5), RB Tim Hightower (5), G Kory Lichtensteiger (5), T/G Tyler Polumbus (4), T Sean Locklear (4), RB Ryan Torain (4), QB John Beck (3), T Willie Smith (3), WR Anthony Armstrong (2), C Erik Cook (2), WR Leonard Hankerson (2), WR Niles Paul (2), RB Evan Royster (2)

Defense: DE Stephen Bowen (16), DE Adam Carriker (16), NT Barry Cofield (16), LB London Fletcher (16), CB DeAngelo Hall (16), LB Ryan Kerrigan (16), LB Brian Drakpo (16), CB Josh Wilson (16), S Reed Doughty (11), S Oshiomogho Atogwe (8), S LaRon Landry (8), LB Rocky McIntosh (8), LB Perry Riley (8), S DeJon Gomes (5)

# YEARLY STATS

## 2012 (10-6) // COACH MIKE SHANAHAN

Sept. 9	W	40-32	at New Orleans	72,180
Sept. 16	L	28-31	at St. Louis	53,979
Sept. 23	L	31-38	Cincinnati	80,060
Sept. 30	W	24-22	at Tampa Bay	58,191
Oct. 7	L	17-24	Atlanta	75,337
Oct. 14	W	38-26	Minnesota	78,476
Oct. 21	L	23-27	at New York Giants	81,352
Oct. 28	L	12-27	at Pittsburgh	62,371
Nov. 4	L	13-21	Carolina	79,327
Nov. 18	W	31-6	Philadelphia	79,327
Nov. 22	W	38-31	at Dallas	90,166
Dec. 3	W	17-16	New York Giants	80,246
Dec. 9	W	31-28	Baltimore	81,178
Dec. 16	W	38-21	at Cleveland	65,083
Dec. 23	W	27-20	at Philadelphia	69,144
Dec. 30	W	28-18	Dallas	82,845
Jan. 6	L	14-24	Playoffs Seattle	84,325

TOTAL FIRST DOWNS		Redskins	Opponents
Rushing		341	340
Passing		144	89
Penalty		171	223
3rd Down: Made/Att		68/190	95/215
3rd Down Pct.		35.8	44.2
4th Down: Made/Att		12/17	8/14
4th Down Pct.		70.6	57.1

POSSESSION AVG.		Redskins	Opponents
TOTAL NET YARDS		6,131	6,043
Avg. Per Game		383.2	377.7
Total Plays		994	1031
Avg. Per Play		6.2	5.9

NET YARDS RUSHING		Redskins	Opponents
Avg. Per Game		2,709	1,532
Total Rushes		169.3	95.8
		519	363

NET YARDS PASSING		Redskins	Opponents
Avg. Per Game		3,422	4,511
Sacked / Yards Lost		213.9	281.9
Gross Yards		33/244	32/209
		3,666	4,720
Attempts / Completions		442/291	636/393
Completion Pct.		65.8	61.8
Had Intercepted		8	21

PUNTS/AVERAGE		Redskins	Opponents
NET PUNTING AVG.		70/42.6	65/46.4
PENALTIES/YARDS		36.2	39.4
FUMBLES/LOST		116/985	100/811
TOUCHDOWNS		26/6	17/10
Rushing		52	43
Passing		22	11
Returns		24	31
		6	1

SCORE BY PERIODS		Q1	Q2	Q3	Q4	OT	PTS
Redskins		43	103	60	82	0	288
Opponents		75	90	73	126	3	367

SCORING		TD	Ru	Pa	Rt	PAT	FG	S	TP
Forbath		0	0	0	0	33/34	17/18	0	84
Morris		13	13	0	0	0/0	0/0	0	78
Moss		8	0	8	0	0/0	0/0	0	48
Griffin III		7	7	0	0	0/0	0/0	0	42
Redskins		52	22	24	6	50/51	24/30	1	436
Opponents		43	11	31	1	36/36	28/30	5	388

RUSHING		No.	Yards	Avg.	Lg	TD
Morris		335	1,613	4.8	39t	13
Griffin III		120	815	6.8	76t	7
Royster		23	88	3.8	12	2
Redskins		519	2,709	5.2	76t	22
Opponents		363	1,532	4.2	53	11

PASSING		Att	Comp	Yards	Cmp%	Yards/Att	TD	TD%	Int	Int%	Long	Sack/Lost	Rating
Griffin III		393	258	3,200	65.6	8.1	20	5.1	5	1.3	88t	30/217	102.4
Cousins		48	33	466	68.8	9.7	4	8.3	3	6.3	77t	3/27	101.6
Redskins		442	291	3,666	65.8	8.3	24	5.4	8	1.8	88t	33/244	102.1
Opponents		636	393	4,720	61.8	7.4	31	4.9	21	3.3	85t	32/209	87.0

RECEIVING		No.	Yards	Avg.	Lg	TD
Morgan		48	510	10.6	32	2
Garçon		44	633	14.4	88t	4
Moss		41	573	14.0	77t	8
Redskins		291	3,666	12.6	88t	24
Opponents		393	4,720	12.0	85t	31

INTERCEPTIONS		No.	Yards	Avg.	Lg	TD
Fletcher		5	29	5.8	10	0
Hall		4	62	15.5	27	0
R.Jackson		4	19	4.8	17	1
Redskins		21	257	12.2	49	3
Opponents		8	142	17.8	41	0

PUNTING		No.	Yards	Avg.	Net	TB	In	Lg	Blk
Rocca		68	2,984	43.9	37.2	3	22	61	2
Opponents		65	3,018	46.4	39.4	6	23	66	0

PUNT RETURNS		Ret	FC	Yards	Avg.	Lg	TD
Banks		26	5	178	6.8	27	0
Crawford		8	2	156	19.5	64	0
Redskins		36	7	335	9.3	64	0
Opponents		39	19	320	8.2	39	0

KICKOFF RETURNS		No.	Yards	Avg.	Lg	TD
Banks		22	527	24.0	55	0
Paul		13	283	21.8	48	0
Redskins		38	892	23.5	55	0
Opponents		55	1,264	23.0	48	0

FIELD GOALS		1-19	20-29	30-39	40-49	50+
Forbath		0/0	3/3	2/3	11/11	1/1
Cundiff		0/0	1/1	3/5	3/4	0/2
Redskins		0/0	4/4	5/8	14/15	1/3
Opponents		0/0	6/6	10/10	8/9	4/5

DEFENSE		T	S	A	TFL	PD	FF	FR
Fletcher		188	112	76	6	14	3	0
Riley		167	92	75	7	8	1	1
Hall		115	89	26	6	16	0	1

**SACKS:** Ryan Kerrigan 8.5, Rob Jackson 4.5, Perry Riley 3.5, London Fletcher 3.0, Barry Cofield 2.5, Lorenzo Alexander 2.5, Josh Wilson 1.0, Jordan Pugh 1.0, Stephen Bowen 1.0, Madiue Williams 1.0, DeAngelo Hall 1.0, Brian Orakpo 1.0, Chris Wilson 0.5

**NOTABLE Record (Finish):** 10-6 (1st NFC East)

**Honors:** QB Robert Griffin III, Pro Bowl, AP Offensive Rookie of the Year, PFW/PFWA Rookie of the Year, PFW/PFWA Offensive Rookie of the Year, PFW/PFWA All-Rookie Team, Sporting News Rookie of the Year; LB/ST Lorenzo Alexander, Pro Bowl, PFW/PFWA All-Conference Special Teamer, Media Good Guy Award, NFLPA Pulse Award; LB London Fletcher, Pro Bowl, AP Second-Team All-Pro, NFLPA Pulse Award, USA Football All-Fundamentals Team; LB Ryan Kerrigan, Pro Bowl; G Kory Lichtensteiger, Ed Block Courage Award Nominee; WR Joshua Morgan, Walter Payton Man of the Year Nominee; RB Alfred Morris, AP Second-Team All-Pro, PFW/PFWA All-Rookie Team; T Trent Williams, Pro Bowl

**Starters:** Offense: T Trent Williams (16), G Kory Lichtensteiger (16), C Will Montgomery (16), G Chris Chester (16), RB Alfred Morris (16), T Tyler Polumbus (15), QB Robert Griffin III (15), WR Joshua Morgan (14), WR Pierre Garçon (10), TE Logan Paulsen (10), FB Darrel Young (8), TE Fred Davis (7), WR Leonard Hankerson (7), TE Niles Paul (4), TE Chris Cooley (2), WR Santana Moss (1), WR Aldrick Robinson (1), QB Kirk Cousins (1), G/T Maurice Hurt (1)

Defense: NT Barry Cofield (16), DE Stephen Bowen (16), LB Ryan Kerrigan (16), LB London Fletcher (16), LB Perry Riley (16), LB DeAngelo Hall (16), CB Josh Wilson (16), S Madiue Williams (16), DE Jarvis Jenkins (14), LB Rob Jackson (14), S Reed Doughty (10), S DeJon Gomes (4), DE Adam Carriker (2), LB Brian Orakpo (2), S Brandon Meriweather (1), CB Cedric Griffin (1)

# YEARLY STATS

## 2013 (3-13) // COACH MIKE SHANAHAN

Sept. 9	L	27-33	Philadelphia	82,743
Sept. 15	L	20-38	at Green Bay	78,020
Sept. 22	L	20-27	Detroit	80,111
Sept. 29	W	24-14	at Oakland	53,549
Oct. 13	L	16-31	at Dallas	90,239
Oct. 20	W	45-41	Chicago	83,147
Oct. 27	L	21-45	at Denver	77,031
Nov. 3	W	30-24 (OT)	San Diego	80,115
Nov. 7	L	27-34	at Minnesota	64,011
Nov. 17	L	16-24	at Philadelphia	69,144
Nov. 25	L	6-27	San Francisco	79,773
Dec. 1	L	17-24	New York Giants	75,220
Dec. 8	L	10-45	Kansas City	56,247
Dec. 15	L	26-27	at Atlanta	70,069
Dec. 22	L	23-24	Dallas	80,411
Dec. 29	L	6-20	at New York Giants	80,177

	Redskins	Opponents
<b>TOTAL FIRST DOWNS</b>	329	329
Rushing	112	102
Passing	198	204
Penalty	19	23
3rd Down: Made/Att	95/235	66/194
3rd Down Pct.	40.4	34.0
4th Down: Made/Att	6/20	12/17
4th Down Pct.	30.0	70.6

<b>POSSESSION AVG.</b>	30:42	29:18
<b>TOTAL NET YARDS</b>	5,915	5,665
Avg. Per Game	369.7	354.1
Total Plays	1,107	993
Avg. Per Play	5.3	5.7

<b>NET YARDS RUSHING</b>	2,164	1,769
Avg. Per Game	135.3	110.6
Total Rushes	453	44

<b>NET YARDS PASSING</b>	3,751	3,896
Avg. Per Game	234.4	243.5
Sacked / Yards Lost	43/306	36/238
Gross Yards	4057	4134
Attempts / Completions	611/355	514/337
Completion Pct.	58.1	65.6
Interceptions	19	16

<b>PUNTS/AVERAGE</b>	85/41.5	74/46.4
<b>NET PUNTING AVG.</b>	85/33.4	74/41.2
<b>PENALTIES/YARDS</b>	99/802	83/697
<b>FUMBLES/LOST</b>	30/15	19/10

<b>TOUCHDOWNS</b>	39	59
Rushing	14	23
Passing	20	29
Returns	5	7

	Q1	Q2	Q3	Q4	OT	PTS
<b>SCORE BY PERIODS</b>						
Redskins	47	114	82	85	6	334
Opponents	126	141	91	120	0	478

	TD	Ru	Pa	Rt	PAT	FG	S	TP
<b>SCORING</b>								
Forbath	0	0	0	0	26/26	18/22	0	80
Morris	7	7	0	0	0/0	0/0	0	42
Garçon	5	0	5	0	0/0	0/0	0	30
Young	4	3	1	0	0/0	0/0	0	24
Helu	4	4	0	0	0/0	0/0	0	24
Redskins	39	14	20	5	33/33	21/26	2	334
Opponents	59	23	29	7	59/59	21/25	0	478

	No.	Yards	Avg.	Lg	TD
<b>RUSHING</b>					
Morris	276	1,275	4.6	45t	7
Griffin III	86	489	5.7	26	0
Helu	62	274	4.4	24	4
Redskins	453	2,164	4.8	45t	14
Opponents	443	1,769	4.0	50t	23

	Att	Comp	Yards	Cmp%	Yards/Att	TD	TD%	Int	Int%	Long	Sack/Lost	Rating
<b>PASSING</b>												
Griffin III	456	274	3,203	60.1	7.0	16	3.5	12	2.6	62t	38/274	82.2
Cousins	155	81	854	52.3	5.5	4	2.6	7	4.5	62	5/32	58.4
Redskins	611	355	4,057	58.1	6.6	20	3.3	19	3.1	62t	43/306	76.1
Opponents	514	337	4,134	65.6	8.0	29	5.6	16	3.1	57	36/238	96.1

	No.	Yards	Avg.	Lg	TD
<b>RECEIVING</b>					
Garçon	113	1346	11.9	53t	5
Reed	45	499	11.1	38	3
Moss	42	452	10.8	28	2
Redskins	355	4,057	11.4	62t	20
Opponents	337	4,134	12.3	57	29

	No.	Yards	Avg.	Lg	TD
<b>INTERCEPTIONS</b>					
Hall	4	49	12.3	26t	2
Meriweather	2	62	31.0	32	0
Amerson	2	45	22.5	45t	1
Redskins	16	247	15.4	45t	4
Opponents	19	214	11.3	75t	2

	No.	Yards	Avg.	Net	TB	In	Lg	Blk
<b>PUNTING</b>								
Rocca	84	3,526	42.0	33.8	0	26	63	1
Opponents	74	3,437	46.4	41.2	8	29	72	0

	Ret	FC	Yards	Avg.	Lg	TD
<b>PUNT RETURNS</b>						
Moss	18	8	130	7.2	18	0
Morgan	8	1	59	7.4	34	0
Redskins	35	11	225	6.4	34	0
Opponents	39	18	655	16.8	86t	3

	No.	Yards	Avg.	Lg	TD
<b>KICKOFF RETURNS</b>					
Paul	20	411	20.6	39	0
Morgan	12	239	19.9	25	0
Redskins	51	1,018	20.0	39	0
Opponents	47	1,048	22.3	95t	1

	1-19	20-29	30-39	40-49	50+
<b>FIELD GOALS</b>					
Forbath	0/0	3/4	10/10	4/6	1/2
Potter	0/0	2/2	0/0	1/1	0/1
Redskins	0/0	5/6	10/10	5/7	1/3
Opponents	2/2	6/6	7/9	5/5	1/3

	T	S	A	TFL	PD	FF	FR
<b>DEFENSE</b>							
Riley	112	69	43	7	8	0	1
Fletcher	111	63	48	4	2	1	0
Wilson	89	64	25	5	7	2	3

**SACKS:** Brian Orakpo 10.0, Ryan Kerrigan 8.5, Perry Riley Jr. 3.0, Barry Coffield 2.5, London Fletcher 2.0, Rob Jackson 2.0, Jarvis Jenkins 2.0, Josh Wilson 2.0, Chris Baker 1.0, Brandon Meriweather 1.0, Bacarri Rambo 1.0, Darryl Tapp 1.0

**NOTABLE Record (Finish):** 3-13 (4th NFC East)

**Honors:** WR Pierre Garçon, USA Today All-Joe Team; QB Robert Griffin III, Ed Block Courage Award Nominee; RB Alfred Morris, Pro Bowl, Walter Payton Man of the Year Nominee; WR Santana Moss, Media Good Guy Award; LB Brian Orakpo, Pro Bowl; TE Jordan Reed, PFWA All-Rookie Team; T Trent Williams, Pro Bowl; FB Darrel Young, Media Good Guy Award

**Starters:** Offense: G Chris Chester (16), WR Pierre Garçon (16), G Kory Lichtensteiger (16), C Will Montgomery (16), RB Alfred Morris (16), T Tyler Polunbus (16), T Trent Williams (16), TE Logan Paulsen (14), QB Robert Griffin III (17), WR Leonard Hankerson (7), WR Joshua Morgan (7), FB Darrel Young (7), TE Niles Paul (4), TE Jordan Reed (4), QB Kirk Cousins (3), TE Fred Davis (3), WR Santana Moss (1), WR Aldrick Robinson (1)

Defense: NT Barry Coffield (16), LB London Fletcher (16), CB DeAngelo Hall (16), LB Ryan Kerrigan (16), LB Perry Riley Jr. (16), CB Josh Wilson (16), LB Brian Orakpo (15), S Brandon Meriweather (13), DE Stephen Bowen (10), CB David Amerson (8), S Reed Doughty (8), DE Kedric Golston (8), CB E.J. Biggers (5), DE Jarvis Jenkins (5), DE Chris Baker (3), S Bacarri Rambo (3), S Jose Gumbs (1), LB Rob Jackson (1)

# YEARLY STATS

## 2014 [4-12] // COACH JAY GRUDEN

Sept. 7	L	6-17	at Houston	71,770
Sept. 14	W	41-10	Jacksonville	80,037
Sept. 21	L	34-37	at Philadelphia	69,596
Sept. 25	L	14-45	New York Giants	80,573
Oct. 6	L	17-27	Seattle	79,522
Oct. 12	L	20-30	at Arizona	61,159
Oct. 19	W	19-17	Tennessee	75,227
Oct. 27	W	20-17	at Dallas	87,055
Nov. 2	L	26-29	at Minnesota	52,252
Nov. 16	L	7-27	Tampa Bay	77,442
Nov. 23	L	13-17	at San Francisco	70,799
Nov. 30	L	27-49	at Indianapolis	65,352
Dec. 7	L	0-24	St. Louis	71,120
Dec. 14	L	13-24	at New York Giants	77,628
Dec. 20	W	27-24	Philadelphia	78,897
Dec. 28	L	17-44	Dallas	80,897

### TOTAL FIRST DOWNS

	Redskins	Opponents
Rushing	318	307
Passing	88	77
Penalty	186	195
3rd Down: Made/Att	44	35
3rd Down Pct.	62/197	89/207
4th Down: Made/Att	31.5	43.0
4th Down Pct.	4/16	5/9
Possession Avg.	25.0	55.6
Total Net Yards	30:34	29:26
Avg. Per Game	5738	5712
Total Plays	358.6	357.0
Avg. Per Play	1006	976
Avg. Per Game	5.7	5.9
Total Rushes	1691	1722
Avg. Per Game	105.7	107.6
Total Yards	401	421
Avg. Per Game	4047	3990
Sacked/Yards Lost	252.9	249.4
Gross Yards	58/414	36/241
Attempts/Completions	4461	4231
Completion Pct.	547/364	519/345
Had Intercepted	66.5	66.5
Net Punting Avg.	18	7
Penalties/Yards	78/46.9	80/44.0
Fumbles/Lost	40.0	40.4
Touchdowns	120/1130	144/1164
Rushing	31/13	26/12
Passing	33	53
Returns	15	11
	18	35
	0	7

### POSSESSION AVG.

### TOTAL NET YARDS

	Redskins	Opponents
Avg. Per Game	358.6	357.0
Total Plays	1006	976
Avg. Per Play	5.7	5.9
Avg. Per Game	1691	1722
Total Rushes	105.7	107.6
Total Yards	401	421
Avg. Per Game	4047	3990
Sacked/Yards Lost	252.9	249.4
Gross Yards	58/414	36/241
Attempts/Completions	4461	4231
Completion Pct.	547/364	519/345
Had Intercepted	66.5	66.5
Net Punting Avg.	18	7
Penalties/Yards	78/46.9	80/44.0
Fumbles/Lost	40.0	40.4
Touchdowns	120/1130	144/1164
Rushing	31/13	26/12
Passing	33	53
Returns	15	11
	18	35
	0	7

### NET YARDS RUSHING

	Redskins	Opponents
Avg. Per Game	358.6	357.0
Total Plays	1006	976
Avg. Per Play	5.7	5.9
Avg. Per Game	1691	1722
Total Rushes	105.7	107.6
Total Yards	401	421
Avg. Per Game	4047	3990
Sacked/Yards Lost	252.9	249.4
Gross Yards	58/414	36/241
Attempts/Completions	4461	4231
Completion Pct.	547/364	519/345
Had Intercepted	66.5	66.5
Net Punting Avg.	18	7
Penalties/Yards	78/46.9	80/44.0
Fumbles/Lost	40.0	40.4
Touchdowns	120/1130	144/1164
Rushing	31/13	26/12
Passing	33	53
Returns	15	11
	18	35
	0	7

### NET YARDS PASSING

	Redskins	Opponents
Avg. Per Game	358.6	357.0
Total Plays	1006	976
Avg. Per Play	5.7	5.9
Avg. Per Game	1691	1722
Total Rushes	105.7	107.6
Total Yards	401	421
Avg. Per Game	4047	3990
Sacked/Yards Lost	252.9	249.4
Gross Yards	58/414	36/241
Attempts/Completions	4461	4231
Completion Pct.	547/364	519/345
Had Intercepted	66.5	66.5
Net Punting Avg.	18	7
Penalties/Yards	78/46.9	80/44.0
Fumbles/Lost	40.0	40.4
Touchdowns	120/1130	144/1164
Rushing	31/13	26/12
Passing	33	53
Returns	15	11
	18	35
	0	7

### NET PUNTING AVG.

	Redskins	Opponents
Avg. Per Game	358.6	357.0
Total Plays	1006	976
Avg. Per Play	5.7	5.9
Avg. Per Game	1691	1722
Total Rushes	105.7	107.6
Total Yards	401	421
Avg. Per Game	4047	3990
Sacked/Yards Lost	252.9	249.4
Gross Yards	58/414	36/241
Attempts/Completions	4461	4231
Completion Pct.	547/364	519/345
Had Intercepted	66.5	66.5
Net Punting Avg.	18	7
Penalties/Yards	78/46.9	80/44.0
Fumbles/Lost	40.0	40.4
Touchdowns	120/1130	144/1164
Rushing	31/13	26/12
Passing	33	53
Returns	15	11
	18	35
	0	7

### TOUCHDOWNS

	Redskins	Opponents
Avg. Per Game	358.6	357.0
Total Plays	1006	976
Avg. Per Play	5.7	5.9
Avg. Per Game	1691	1722
Total Rushes	105.7	107.6
Total Yards	401	421
Avg. Per Game	4047	3990
Sacked/Yards Lost	252.9	249.4
Gross Yards	58/414	36/241
Attempts/Completions	4461	4231
Completion Pct.	547/364	519/345
Had Intercepted	66.5	66.5
Net Punting Avg.	18	7
Penalties/Yards	78/46.9	80/44.0
Fumbles/Lost	40.0	40.4
Touchdowns	120/1130	144/1164
Rushing	31/13	26/12
Passing	33	53
Returns	15	11
	18	35
	0	7

### SCORE BY PERIODS

	Q1	Q2	Q3	Q4	OT	PTS
Redskins	53	94	78	73	3	301
Opponents	86	133	82	137	0	438

### SCORING

	TD	Ru	Pa	Rt	PAT	FG	S	TP
Forbath	0	0	0	0	31/32	24/27	0	103
Morris	8	8	0	0	0/0	0/0	0	48
Jackson	6	0	6	0	0/0	0/0	0	36
Young	5	3	2	0	0/0	0/0	0	30
Redskins	33	15	18	0	31/32	24/27	0	301
Opponents	53	11	35	7	50/51	22/26	2	438

### RUSHING

	No.	Yards	Avg.	Lg	TD
Morris	265	1,074	4.1	30	8
Helu Jr.	40	216	5.4	18	1
Griffin III	38	176	4.6	23	1
Redskins	401	1,691	4.2	30	15
Opponents	421	1,722	4.1	65t	11

### PASSING

	Att	Comp	Yards	Cmp%	Yards/Att	TD	TD%	Int	Int%	Long	Sack/Lost	Rating
Cousins	204	126	1,710	61.8	8.4	10	4.9	9	4.4	81t	8/70	86.4
Griffin	214	147	1,694	68.7	7.9	4	1.9	6	2.8	69t	33/227	86.9
McCoy	128	91	1,057	71.1	8.3	4	3.1	3	2.3	70t	17/117	96.4
Redskins	547	364	4,461	66.5	8.2	18	3.3	18	3.3	81t	58/414	88.8
Opponents	519	345	4,231	66.5	8.2	35	6.7	7	1.3	79t	36/241	108.3

	No.	Yards	Avg.	Lg	TD
RECEIVING	68	752	11.1	70t	3
Garçon	56	1,169	20.9	81t	6
Jackson	50	465	9.3	30	0
Reed	364	4,461	12.3	81t	18
Redskins	345	4,231	12.3	79t	35
Opponents					

	No.	Yards	Avg.	Lg	TD
INTERCEPTIONS	2	0	0.0	0	0
Breeland	7	38	5.4	14	0
Redskins	18	245	13.6	39	2
Opponents					

	No.	Yards	Avg.	Net	TB	In	Lg	Blk
PUNTING	77	3,659	47.5	40.0	7	22	77	1
Way	78	3,659	46.9	40.0	7	22	77	1
Redskins	80	3,522	44.0	40.4	4	39	61	0
Opponents								

	Ret	FC	Yards	Avg.	Lg	TD
PUNT RETURNS	28	25	208	7.4	37	0
Roberts	1	2	0	0.0	0	0
Jackson	29	27	208	7.2	37	0
Redskins	42	10	397	9.5	78t	1
Opponents						

	No.	Yards	Avg.	Lg	TD
KICKOFF RETURNS	30	710	23.7	45	0
Roberts	2	36	18.0	20	0
Paul	36	783	21.8	45	0
Redskins	43	1,111	25.8	102t	1
Opponents					

	1-19	20-29	30-39	40-49	50+
FIELD GOALS	0/0	11/11	6/7	7/8	0/1
Forbath	0/0	11/11	6/7	7/8	0/1
Redskins	0/0	11/11	6/7	7/8	0/1
Opponents	0/0	4/5	12/14	5/6	1/1

	T	S	A	TFL	PD	FF	FR
DEFENSE	108	70	38	6	3	0	1
K. Robinson	101	68	33	3	3	0	2
Clark	93	60	33	8	4	1	0
Riley Jr.							

**SACKS:** Ryan Kerrigan 13.5, Jason Hatcher 5.5, Brandon Meriweather 3.0, Frank Kearse 3.0, Trent Murphy 2.5, Perry Riley Jr. 2.0, Keenan Robinson 1.5, Trevardo Williams 1.0, Chris Baker 1.0, Barry Cofield Jr. 1.0, Jackson Jeffcoat 1.0, Brian Drakpo 0.5, Ryan Clark 0.5

**NOTABLE Record (Finish):** 4-12 (4th NFC East)

**Honors:** S Ryan Clark, NFL Sportsmanship Award Nominee; RB Alfred Morris, Pro Bowl; LB Ryan Kerrigan, Media Good Guy Award; LB Keenan Robinson, Ed Block Courage Award Nominee; T Trent Williams, Pro Bowl; FB Darrel Young, Walter Payton Man of the Year Nominee

**Starters:** Offense: G Chris Chester (16), C Kory Lichtensteiger (16), RB Alfred Morris (16), G Shawn Lauvao (15), T Trent Williams (15), WR Pierre Garçon (14), WR DeSean Jackson (13), TE Logan Paulsen (12), FB Darrel Young (10), T Tom Compton (9), QB Robert Griffin III (7), TE Niles Paul (7), T Tyler Polumbus (7), QB Kirk Cousins (5), QB Colt McCoy (4), WR Andre Roberts (4), WR Ryan Grant (2), TE Jordan Reed (2), G Josh LeRibeus (1), T Morgan Moses (1)

Defense: LB Ryan Kerrigan (16), CB David Amerson (15), CB Bashad Breeland (15), S Ryan Clark (15), DE Jarvis Jenkins (14), LB Perry Riley Jr. (14), DE Jason Hatcher (13), LB Keenan Robinson (13), DL Chris Baker (12), S Brandon Meriweather (10), LB Trent Murphy (8), LB Brian Drakpo (7), LB Will Compton (5), S Phillip Thomas (4), DE Stephen Bowen (3), DL Barry Cofield Jr. (3), CB DeAngelo Hall (3), CB E.J. Biggers (2), LB Jackson Jeffcoat (1), CB Chase Minnifield (1), CB Tracy Porter (1), S Trenton Robinson (1)

# YEARLY STATS

## 2015 (9-7) // COACH JAY GRUDEN

Sept. 13	L	10-17	Miami	76,512
Sept. 20	W	24-10	St. Louis	72,460
Sept. 24	L	21-32	at New York Giants	76,081
Oct. 4	W	23-20	Philadelphia	74,767
Oct. 11	L	19-25	at Atlanta	70,178
Oct. 18	L	20-34	at New York Jets	78,160
Oct. 25	W	31-30	Tampa Bay	72,912
Nov. 8	L	10-27	at New England	66,829
Nov. 15	W	47-14	New Orleans	75,086
Nov. 22	L	16-44	at Carolina	74,418
Nov. 29	W	20-14	New York Giants	77,367
Dec. 7	L	18-19	Dallas	80,444
Dec. 13	W	24-21	at Chicago	61,026
Dec. 20	W	35-25	Buffalo	80,124
Dec. 26	W	38-24	at Philadelphia	69,586
Jan. 3	W	34-23	at Dallas	90,127
Jan. 10	L	18-35	Playoffs Green Bay	81,367

TOTAL FIRST DOWNS		Redskins	Opponents
Rushing		317	329
Passing		81	103
Penalty		208	202
3rd Down: Made/Att		28	24
3rd Down Pct.		94/216	78/207
4th Down: Made/Att		43.5	37.7
4th Down Pct.		7/12	11/20
POSESSION AVG.		58.3	55.0
TOTAL NET YARDS		31:39	28:21
Avg. Per Game		5661	6090
Total Plays		353.8	380.6
Avg. Per Play		1011	1010
NET YARDS RUSHING		5.6	6.0
Avg. Per Game		1566	1962
Total Rushes		97.9	122.6
NET YARDS PASSING		429	406
Avg. Per Game		4095	4128
Sacked/Yards Lost		255.9	258.0
Gross Yards		27/199	38/264
Attempts/Completions		4294	4392
Completion Pct.		555/386	566/354
Had Intercepted		69.5	62.5
PUNTS/AVERAGE		11	11
NET PUNTING AVG.		71/45.4	69/44.9
PENALTIES/YARDS		39.8	40.9
FUMBLES/LOST		105/827	112/955
TOUCHDOWNS		26/11	36/16
Rushing		44	44
Passing		9	10
Returns		30	30
		5	4

SCORE BY PERIODS		Q1	Q2	Q3	Q4	OT	PTS
Redskins		102	110	61	115	0	388
Opponents		71	84	100	118	6	379

SCORING		TD	Ru	Pa	Rt	PAT	FG	S	TP
Hopkins		0	0	0	0	39/40	25/28	0	114
Reed		11	0	11	0	0/0	0/0	0	66
Garçon		6	0	6	0	0/0	0/0	0	36
Redskins		44	9	30	5	40/41	26/30	2	388
Opponents		44	10	30	4	40/41	23/28	1	379

RUSHING		No.	Yards	Avg.	Lg	TD
Morris		202	751	3.7	48	1
Jones		144	490	3.4	39t	3
Thompson		35	216	6.2	42	0
Redskins		429	1566	3.7	48	9
Opponents		406	1962	4.8	70	10

PASSING		Att	Comp	Yards	Cmp%	Yards/Att	TD	TD%	Int	Int%	Long	Sack/Lost	Rating
Cousins		543	379	4166	69.8	7.7	29	5.3	11	2.0	78t	26/186	101.6
McCoy		11	7	128	63.6	11.6	1	9.1	0	0.0	71t	1/13	133.9
Redskins		555	386	4294	69.5	7.7	30	5.4	11	2.0	78t	27/199	102.0
Opponents		566	354	4392	62.5	7.8	30	5.3	11	1.9	62t	38/264	96.1

RECEIVING		No.	Yards	Avg.	Lg	TD
Reed		87	952	10.9	32	11
Garçon		72	777	10.8	39t	6
Crowder		59	604	10.2	44	2
Redskins		386	4294	11.1	78t	30
Opponents		354	4392	12.4	62t	30

INTERCEPTIONS		No.	Yards	Avg.	Lg	TD
Breeland		2	56	28.0	28	0
Blackmon		2	7	3.5	6	0
Riley Jr.		2	7	3.5	7	0
Redskins		11	181	16.5	44	1
Opponents		11	140	12.7	59t	1

PUNTING		No.	Yards	Avg.	Net	TB	In	Lg	Bk
Way		70	3224	46.1	39.8	7	21	64	1
Redskins		71	3224	45.4	39.8	7	21	64	1
Opponents		69	3097	44.9	40.9	6	24	63	1

PUNT RETURNS		Ret	FC	Yards	Avg.	Lg	TD
Crowder		30	16	158	5.3	16	0
Jackson		2	1	-5	-2.5	2	0
Redskins		32	17	153	4.8	16	0
Opponents		30	14	258	8.6	69t	1

KICKOFF RETURNS		No.	Yards	Avg.	Lg	TD
Ross		28	684	24.4	101t	1
Roberts		7	231	33.0	99t	1
Redskins		40	999	25.0	101t	2
Opponents		29	582	20.1	49	0

FIELD GOALS		1-19	20-29	30-39	40-49	50+
Hopkins		0/0	7/7	9/9	7/8	2/4
Forbath		0/0	0/0	0/0	1/2	0/0
Redskins		0/0	7/7	9/9	8/10	2/4
Opponents		0/0	8/8	8/10	5/7	2/3

DEFENSE		T	S	A	TFL	PD	FF	FR
Goldson		108	69	39	1	3	1	2
W. Compton		93	51	42	1	3	0	1
Breeland		81	59	22	5	16	3	2

**SACKS:** Ryan Kerrigan 9.5, Preston Smith 8.0, Chris Baker 6.0, Trent Murphy 3.5, Jason Hatcher 2.0, Ricky Jean Francois 2.0, Stephen Paea 1.5, Terrance Knighton 1.5, Will Compton 1.0, Frank Kearse 1.0, Will Blackmon 1.0

**NOTABLE Record (Finish):** 9-7 (1st NFC East)

**Honors:** QB Kirk Cousins, PFWA Co-Most Improved Player; LB Ryan Kerrigan, Walter Payton Man of the Year Nominee; RB Alfred Morris, NFL Sportsmanship Award Nominee; T Morgan Moses, Ed Block Courage Award Nominee; G Brandon Scherff, PFWA All-Rookie Team; T Trent Williams, Pro Bowl, PFWA All-NFC, Media Good Guy Award


**Starters:** Defense: QB Kirk Cousins (16), WR Pierre Garçon (16), RB Alfred Morris (16), T Morgan Moses (16), G Brandon Scherff (16), T Trent Williams (14), G Spencer Long (13), TE Derek Carrier (11), G Josh LeRibeux (11), WR DeSean Jackson (9), TE Jordan Reed (9), WR Jamison Crowder (6), WR Ryan Grant (5), C Kory Lichtensteiger (5), G Shawn Lauvao (3), TE Anthony McCoy (3), FB Darrel Young (3), T Tom Compton (2), T Ty Nsekhe (2), TE Alex Smith (1)

Defense: LB Ryan Kerrigan (16), S Dashon Goldson (15), NT Terrance Knighton (15), LB Trent Murphy (15), DE Jason Hatcher (14), CB Bashaud Breeland (13), DE Chris Baker (11), CB Will Blackmon (10), LB Will Compton (9), LB Perry Riley Jr. (9), CB/S DeAngelo Hall (3/5), LB Keenan Robinson (8), S Trenton Robinson (8), CB Chris Culliver (6), LB Mason Foster (5), S Kysheon Jarrett (5), CB Quinton Dunbar (1), S Duke Ihenacho (1), DE Ricky Jean-Francois (1), S Jeron Johnson (1), DE Stephen Paea (1), CB Justin Rogers (1), LB Preston Smith (1)

# **FACILITIES**

---





Located in Landover, Md., FedExField serves as home to the Washington Redskins and as the area's premier sports and entertainment destination. Beyond the annual excitement of National Football League competition, the venue has played host to marquee soccer and college football events as well as internationally-recognized recording artists.

Over the last several years, Owner Dan Snyder and the entire Redskins organization have spearheaded efforts to enhance the guest experience. Among the improvements implemented with success in 2015 were an increase in the number of stadium gates and new parking plans to reduce congestion and welcome fans in and out more efficiently. The Redskins also upgraded Wi-Fi throughout the stadium, creating better access to enhanced game day features on the Redskins Mobile App and complimentary access to the Red Zone Channel via NFL Mobile for season ticket members.

The stadium, with a capacity of 82,000, sits on a 200-acre site and boasts the NFL's premier tailgating experience. Prior to each game, diehard Redskins fans arrive in style in decorated vans, buses, trucks and more. In recent years, President Bruce Allen, Super Bowl XXII MVP Doug Williams and others have visited the congregations of Redskins fans to share in the tradition of the league's top pregame tailgates.

Privately financed, FedExField was completed in a record 17 months and hosted the Redskins home opener on Sept. 14, 1997 – a 19-13 overtime win against the Arizona Cardinals. FedExField increased the Redskins' attendance capacity by more than 40 percent when the team left RFK Stadium after 1996. Nevertheless, the Redskins have sold out every home game for the past 48 seasons. All 190 [preseason, regular and postseason] contests at

FedExField through the 2015 season have been sellouts.

Construction on FedExField began in March 1996 and cost \$250 million. The following year, \$30 million was spent to create a 170,000 square-foot atrium encircling the entire stadium, making the Joe Gibbs Club Level the most spectacular in the league.

When Snyder bought the Redskins in July 1999, one of his first tasks was to make improvements to FedExField. Immediately, millions were invested in such projects as replacing metal rails with glass rails in order to provide unobstructed sight lines in the stadium bowl. Since his inaugural season, Snyder has spent more than \$100 million to enhance FedExField and ensure a best-in-class experience for fans.

Snyder also created unique Executive Suites, the NFL's largest video wall and added more than 1,000 cash parking spaces. The Redskins installation of new 100-foot long end zone HD Videoboards and eight new digital ribbon boards provide fans with out-of-town scores and statistics, and the implementation of a text message traffic alert system gives fans updates on the best gameday routes.

Snyder was also instrumental in the multimillion dollar renovation and replacement of the video control room and the movement of the late Sean Taylor's locker for viewing on the stadium's Club Level.

Prior to the 2011 season, the Redskins, along with NRG Energy, one of the largest energy companies in the United States, brought the largest solar installation of renewable energy in the region to FedExField – 8,000 solar panels, 10 electric vehicle charging stations and a 30-foot tall solar sculpture. Prince George's County Chamber of Commerce honored the Redskins' innovation in solar installation by recognizing them as the 2011 Green Business of the Year.

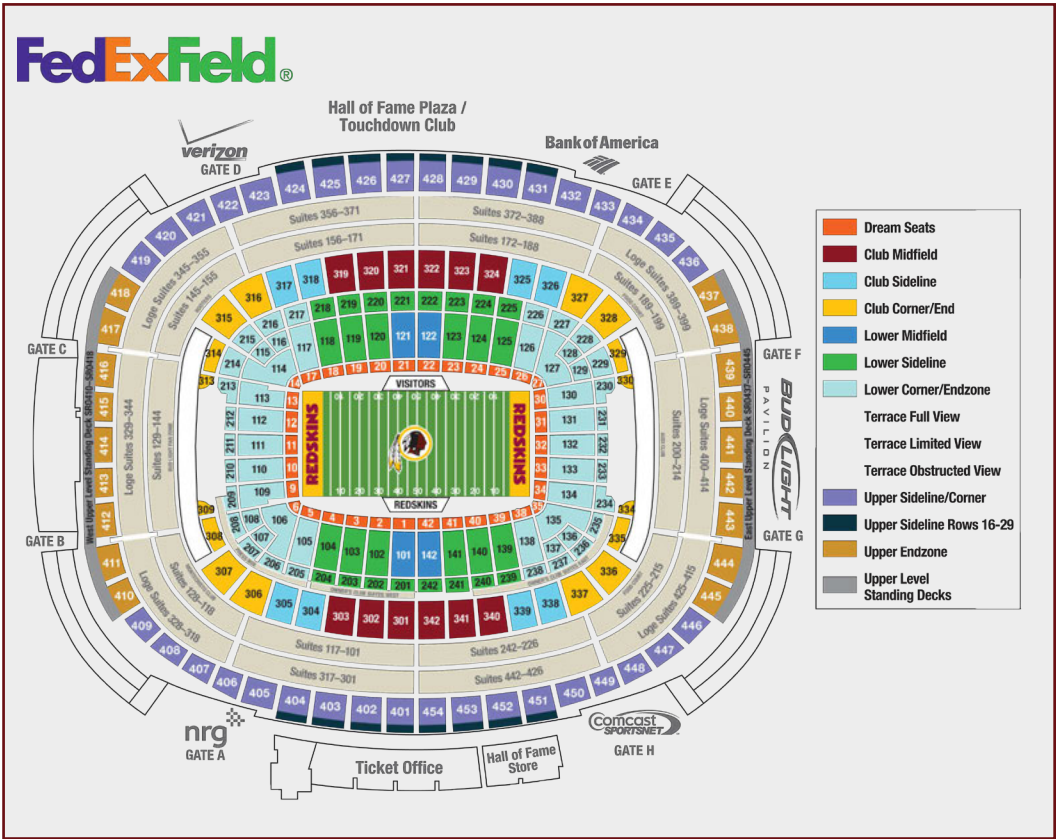
FedExField, while being the official home of the Redskins, is also host to a variety of special events including premier college football games, world-class performers, like award winning country music artist Kenny Chesney; international matches, such as the soccer friendly between U.S. Men's National Team and Brazil; and much more.

In 2015, the facility hosted 2014 FIFA World Cup runner-up Argentina's soccer match against local favorite El Salvador, bringing international soccer stars Lionel Messi, Sergio Aguero, Carlos Tevez and Javier Mascherano to the Washington, D.C. area. That summer, FedExField hosted two of the biggest names in European soccer when the facility welcomed Barcelona and Chelsea as part of the International Champions Cup.

The home of the Redskins will also welcome top college football teams over the next several seasons. Upcoming college football clashes at FedExField include West Virginia vs. BYU (2016), Virginia Tech vs. Maryland (2017) and Maryland vs. Texas (2018). The venue has played host to a number of high-profile collegiate tilts, including a sold-out prime-time thriller between Virginia Tech and Boise State in September 2010 and welcoming the rich pageantry of the Army-Navy Game to the nation's capital for the first time in 2011.

Redskins Special Events opens up a world of possibilities by making its most exclusive areas that host the "who's who" of Washington during Redskins games available for non-game events throughout the year. FedExField is the perfect backdrop for any special occasion. For more information, check out <http://events.redskins.com>.

## STADIUM DIAGRAM



## RECOMMENDED ROUTES

All fans are encouraged to take the Metro Blue Line to the Morgan Boulevard Station. Exit onto the sidewalk, which will be on your right side after exiting the Metro gates, opposite the parking lot exit. Follow the sidewalk for less than a mile to FedExField. Utilize Metro Trip Planner at [www.wmata.com](http://www.wmata.com) to plan your trip to FedExField from your closest Metro station or Metro bus stop. For driving directions, please visit [www.redskins.com/directions](http://www.redskins.com/directions), or see below if you are traveling from one of the three major local airports.

### From Baltimore-Washington International [BWI]:

Take I-195W to exit 2B (MD-295 S towards Washington). Take the exit for MD-202. Turn left at the traffic light off the exit onto Landover Rd./MD-202 East (sign says South) toward Cheverly. Take Landover Rd./MD-202 East to Brightseat Rd. Turn right onto Brightseat Rd. Follow to stadium.

### From Dulles Airport [IAD]:

Take Dulles Airport Access and Toll Rd. to VA-267E towards Washington. Follow to I-495/I-95 N. Take exit 15 (Central Ave). Bear left off the exit ramp and follow to the traffic light. Turn left at the traffic light onto Central Ave./214W. Turn right onto Garrett A. Morgan Blvd. Follow to stadium.

### From Ronald Reagan National Airport [DCA]:

Take US-1S towards Alexandria. Continue on US-1S via the ramp to I-395S. Follow to I-495E/I-95 N. Take exit 15 (Central Ave). Bear left off the exit ramp and follow to the traffic light. Turn left at the traffic light onto Central Ave./214W. Turn right onto Garrett A. Morgan Blvd. Follow to stadium.

## A DAY OF FIRSTS

On September 14, 1997, the Redskins opened their new stadium with a thrilling 19-13 overtime victory over the Arizona Cardinals in front of a record crowd of Washington fans.

In their first game at their new home, the Redskins were forced into overtime when Cardinals kicker Kevin Butler connected on a 47-yard field goal to tie the score with just two seconds remaining.

The Cards won the toss to start the extra period, but rookie defensive lineman Kenard Lang stripped Arizona running back Leeland McElroy of the football, and Derek M. Smith recovered for the Skins on the 35-yard line.

Quarterback Gus Frerotte (right) was sacked on first down, but on the next play he found Michael Westbrook in the endzone for a game-winning 40-yard drive.


### REDSKINS 19, CARDINALS 13

**Washington Redskins vs. Arizona Cardinals**  
Jack Kent Cooke Stadium - Landover, Md.  
September 14, 1997 - 1 p.m.

	1	2	3	4	OT	Final
Arizona	7	0	3	3	0	13
Washington	3	7	0	3	6	19

#### SCORING

Team	Qtr	Time	Scoring Play
WAS	1	8:27	Blanton 20 yard field goal
ARI	1	0:57	Bennett 0 yard fumble return (Butler kick)
WAS	2	13:57	Westbrook 5 yard pass from Frerotte (Blanton kick)
ARI	3	0:52	Butler 32 yard field goal
WAS	4	1:13	Blanton 19 yard field goal
ARI	4	0:02	Butler 47 yard field goal
WAS	OT	13:24	Westbrook 40 yard pass from Frerotte



## LIST OF FIRSTS

<b>National Anthem:</b>	Sung by Mary Chapin Carpenter
<b>Coin Toss:</b>	Redskins win toss and elect to receive
<b>Snap:</b>	Redskins center Jeff Uhlenhake to quarterback Gus Frerotte
<b>Play:</b>	Redskins Terry Allen three-yard run
<b>Pass Play:</b>	Redskins quarterback Gus Frerotte threw incomplete, intended for running back Terry Allen
<b>Punt:</b>	Redskins Matt Turk punts 53 yards with 13:57 left in the first quarter
<b>Completion and first down:</b>	Cardinals Kent Graham passed six yards to wide receiver Frank Sanders
<b>Score:</b>	Redskins Scott Blanton 20-yard field goal with 8:27 left in the first quarter
<b>Touchdown:</b>	Cardinals Tommy Bennett recovered blocked punt in the end zone with 0:57 left in the first quarter
<b>Redskins Touchdown:</b>	Michael Westbrook five-yard reception from Gus Frerotte with 13:37 left in the second quarter
<b>Turnover:</b>	Fumble by Cardinals Frank Sanders
<b>Penalty:</b>	False start by Redskins left tackle Shar Pourdanesh
<b>Sack:</b>	Redskins Marc Boutte sacks Kent Graham in first quarter
<b>Interception:</b>	Cardinals linebacker Ron McKinnon, on pass by Gus Frerotte with 10:46 left in the second quarter
<b>Timeout:</b>	Cardinals Kent Graham with 9:56 left in the second quarter
<b>Halftime score:</b>	Washington Redskins 10, Arizona Cardinals 7
<b>Victory:</b>	Washington Redskins 19, Arizona Cardinals 13 in overtime

## STADIUM GUIDE

As a guest of FedExField, your safety and enjoyment of the game day experience is our primary concern. Please note that everyone entering FedExField is subject to search by our security staff. This requires fans to enter through predetermined screening locations, which sometimes results in crowding. We apologize for this necessary inconvenience.

Please be aware that you may not bring the following items into FedExField: Bags, including backpacks, gym bags, duffel bags, diaper bags, packages, briefcases, purses, fanny packs, etc... Food and beverages of any kind... Seat cushions... Umbrellas (plastic ponchos are available for sale at select merchandise areas)... Bottles, jugs, thermoses, cans, coolers, or any other container... Animals (except for certified guide dogs assisting disabled guests)... Whistles, horns and other noise makers... Weapons, firearms... Illegal drugs... Folding chairs and strollers.

Per NFL policy, fans will be able to carry the following style and size bag, package, or container at stadium plaza areas, stadium gates, or when approaching queue lines of fans awaiting entry into the stadium:

**\*\* Bags that are clear plastic, vinyl or PVC and do not exceed 12" x 6" x 12."** (Official NFL team logo clear plastic tote bags will be available through club merchandise outlets or at [nflshop.com/allclear](http://nflshop.com/allclear)).

**\*\* One-gallon clear plastic freezer bag (Ziploc bag or similar).**

**\*\* Small clutch bags are permissible, if they are approximately the size of a hand, with or without a handle or strap can be taken into the stadium with one of the clear plastic bags.**

An exception will be made for medically necessary items after proper inspection at a gate designated for this purpose. For more information, please visit: <http://www.nfl.com/allclear>.

Leafletting or distribution of any literature is prohibited.

Understanding and adhering to these policies will help ensure that all fans enter FedExField in a safe and timely manner. If a ticket holder elects not to consent to these searches or is found attempting to enter with a prohibited item, the ticket holder may be denied entry into the stadium.

### Alcohol Sales

Alcohol is sold only to guests 21 years or older. Proper photo identification is required. There is a two (2) drink maximum per purchase, per person. On the Lower and Upper Levels, all alcohol sales will cease at the completion of the 3rd Quarter of Redskins games. Sales may be discontinued earlier at the discretion of management and for other events.

### ATMs

ATMs are located on the following levels:

**\*\* Lower Level:** Sections 103, 111, 116, 124, 131 and 139

**\*\* Club Level:** Sections 303, 324, 330 and 335

**\*\*Upper Level:** Sections 409, 422, 434 and 449

### Automobile Assistance

FedExField provides complimentary automobile assistance for lockouts, jump starts and flat tires. Please visit the nearest Guest Services Booth or ask a FedExField representative for assistance.

Guest Services Booths are located by the elevators at the NRG Gate (Gate A) and the Bank of America Gate (Gate E) on all levels.

### Away Games

Ticket and travel packages for all Redskins away games can be purchased through the Redskins travel partner,

PrimeSport at PrimeSport.com. Stay at the team hotel, receive souvenirs, and most importantly, get tickets to the game in the Redskins section.

### Bud Light Party Pavilion

The Bud Light Party Pavilion is located on the exterior plaza (at Gates F and G). This area opens three hours prior to kickoff and has musical entertainment and food and beverage concessions. A game ticket is required to enter the Bud Light Party Pavilion and there is no exit/re-entry allowed.

### Bud Light Social Lounge

Located at section 113, the Redskins and Anheuser Busch have created a one-of-a-kind interactive Social Lounge complete with a virtual field goal kick, two morphing stations, and tablet experiences. Grab a Bud Light and play one of the many Xbox Ones, upload your experiences, and remember to drink responsibly. You must 21+ to enter the Lounge

### Cameras

Still cameras, digital cameras and handheld video cameras are permitted at sporting events, as long as they do not interfere with a fan's gameday experience. Guests may not reproduce any shots for any commercial use without the written permission of the Redskins. For concerts, still cameras, digital cameras, video cameras and audio recording devices are not permitted.

### Centerplate

Centerplate is the stadium concessionaire for food and beverage service on the Lower and Upper Levels, Dream Seats, and Club Level. To contact Centerplate, call 301-276-6090.

### Charitable Foundation

The Washington Redskins Charitable Foundation is the non-profit foundation of the team and was founded by Redskins owner Daniel M. Snyder in the spring of 2000. The mission of the Foundation is to be the voice that raises awareness of issues influencing youth in the region and to utilize the unique assets of the Washington Redskins organization and its corporate and community partners to achieve measurable results that improve communities. The Washington Redskins Charitable Foundation is a 501(c)(3) non-profit organization. For more information, visit our Charitable Foundation section.

### Cheerleaders

The Washington Redskins Cheerleaders provide in-game entertainment at all Redskins games. They are also available for appearances at special events. Please call 301-276-6775 for more information or visit Redskins Cheerleaders section of web site.

### Club Level ["StubHub Club Level"]

The StubHub Club Level concourse is enclosed with furnished lounges, big screen televisions, food courts, the EA Players Sports Lounge (Sections 330-334), a sports bar (Sections 309-313), Hooter's (Sections 314-316) and MGM National Harbor Club (Sections 306-308). Guests with a ticket for the Club Level, Dream Seats, Loge, Suites, or Owner's Club may enjoy the Club Level amenities at any time during the event. For more information, contact the Premium Seat Sales department at 301-276-6800 or by e-mail at [clubinfo@redskins.com](mailto:clubinfo@redskins.com).

### Disabled Access

The Redskins and FedExField want to make every guest

feel welcome at the stadium. If you or someone you are with has questions about accommodations for disabled fans, you may reach us before, during, or after an event by email at [accommodations@redskins.com](mailto:accommodations@redskins.com), by phone at (301) 276-6100, or by visiting any of our Guest Services located near the elevator banks on either side of the stadium (closest to the Bank of America and NRG gates) on every level of the stadium.

Please note that accessible seating and parking is limited, so please call ahead and/or arrive early to ensure availability.

### Dream Seats

The Dream Seats are located on the field and are accessed via the 100 Level portals. The Dream Seats are Sections 1-42 and correspond with those sections on the 100 Level (i.e. Section 2 on the Dream Seats corresponds with Section 102). Guests with Dream Seats can also access the Club Level. For more information, contact the Premium Seat Sales department at 301-276-6800 or by email at [clubinfo@redskins.com](mailto:clubinfo@redskins.com).

### EA Sports Players Lounge

The EA Sports Players Lounge is located on the Club Level between Sections 330-334. Club, Dream Seat, Owner's Club, Suite and Loge ticket holders can enjoy Madden '16 game consoles, a full bar, comfortable seating and a live band on the outdoor patio during the 5th quarter after every Redskins home game. The Lounge opens two hours prior to kickoff and is open up to two hours after the game.

### Elevators

Elevators are located at the NRG Gate (Gate A) and the Bank of America Gate (Gate E) for the convenience of Loge, Suite, and disabled guests. Disabled guests can get an elevator pass for themselves and one companion at any Guest Services booth.

### Escalators

The Club Level escalators, located at Section 101 and Section 122, are available to Guests with a Club, Dream Seats, Loge, Suite or Owner's Club ticket. An escalator which accesses the Upper Level only is located between the NRG Gate (Gate A) and Gate B at Section 106 for the convenience of our Upper Level Guests and can be accessed either via the concourse or the turnstiles at the NRG Gate (Gate A). The Upper Level escalator drops Guests off at Section 412.

### Family Restrooms

Family restrooms with baby-changing stations are located at the elevator towers at the NRG Gate (Gate A) and the Bank of America Gate (Gate E) on all levels.

### Fan Code of Conduct

FedExField is committed to creating a safe, comfortable, and enjoyable experience for all fans, both in the stadium and in the parking lot. We want all fans attending our games to enjoy the experience in a responsible fashion. When attending a game you are required to refrain from the following behaviors:

- \*\* Behavior that is unruly, disruptive, or illegal in nature
- \*\* Intoxication or other signs of alcohol impairment that results in irresponsible behavior
- \*\* Foul or offensive language or obscene gestures
- \*\* Interference with the progress of the game (including throwing objects onto the field)
- \*\* Failing to follow instructions of stadium personnel
- \*\* Verbal or physical harassment of opposing team fans

\*\* Concealment of prohibited items into the stadium

\*\* Event patrons are responsible for their conduct as well as the conduct of their guests and/or persons occupying their seats. Stadium staff will promptly intervene to support an environment where event patrons, their guests, and other fans can enjoy the event free from the above behavior. Event patrons and guests who violate these provisions will be subject to ejection or denied entry into the stadium without refund and potential loss of ticket privileges for future games.

To request assistance or report an unruly fan on gameday please text "SKINS" to 69050 or call 301-276-6100.

### Fifth Quarter

Guests with Club, Dream Seats, Loge, Suite or Owner's Club tickets can enjoy post-game entertainment in the EA Players Sports Lounge on the Club Level for two (2) hours after the game. For more information, contact the Premium Seat Sales department at 301-276-6800 or by email at [clubinfo@redskins.com](mailto:clubinfo@redskins.com).

### First Aid Stations

First Aid stations are located at the elevator towers at Sections 103 and 125 on the Lower Level, on the Club Level at Sections 303 and 324, and the Upper Level at Sections 403 and 430.

### Gates Open

Stadium gates for Redskins games open two (2) hours prior to kickoff. For all other events, gate opening times will vary. Parking lots for Redskins games open four (4) hours prior to kickoff, with the exception of the RedZone Lot opening five (5) hours prior to kickoff.

### Good Sport (Designated Driver)

Redskins fans are the best around! That's why the Washington Redskins and Bud Light have teamed up to implement the Good Sport program at FedExField- as a thank you to fans who respect the rights of others, drink responsibly and designate a driver at Redskins home games. Fans may sign up to be a Good Sport at any Guest Services Booth inside the stadium. Those who register will win instant rewards and be entered to win two (2) Redskins Prize Packs. Winners will be announced during the game! Thanks for being a Redskins Good Sport. Thank you Redskin fans who makes a safe ride home part of their winning game plan!

### Guest Services

Guest Services Booths are located by the elevators at the NRG Gate (Gate A) and the Bank of America Gate (Gate E) on all levels. Guest services staff can assist in making your visit more enjoyable by providing information regarding FedExField and its services.

### Hall of Fame Plaza - Corporate Hospitality

The Hall of Fame Plaza is a corporate hospitality area located between the Verizon Gate (Gate D) and the Bank of America Gate (Gate E). Corporate Hospitality packages include tickets, parking, and pre-game food and drink for groups of 25. For more information, contact Corporate Hospitality at [hospitality@redskins.com](mailto:hospitality@redskins.com).

### Hall of Fame Store

The Redskins Hall of Fame Store is located next to the Gate H on the Lower Level across from Section 141. The Hall of Fame Store is open during the week from 10 a.m.-6 p.m. Monday through Saturday, all year round. On game day the store opens when parking lots open and stays open up to two hours after the game. The store accepts American Ex-

press, MasterCard, Visa and Discover. For more information, contact the store at 301-276-6680 or by email at [store1@redskins.com](mailto:store1@redskins.com).

### Hooters™ Club Level Restaurant

Located between sections 314-315, the Hooters Club Level Restaurant opens two hours before kickoff and stays open for two hours after every game. Club, Dream Seats, Owner's Club, Suite and Loge ticket holders can enjoy pre-game shows, NFL highlights and early or late games on one of many flat screen TVs. No reservations required. For a menu and more information, visit our Hooters™ page.

### Lap Passes

All children ages two (2) and under may attend a Redskins game free of charge with a lap pass in lieu of an issued ticket. Lap passes are available at all entrance gates on the day of the game. The child must be present to receive a pass. Children age three (3) and over must have an admission ticket. This policy is subject to change for other events at FedExField.

### Levy Restaurants

Levy Restaurants provides all food and beverage service for the Loge, Suite, and Owner's Club Levels. To contact Levy Restaurants, call 301-276-6848.

### Loge

Located in each end zone on the Upper Suite Level, the Loge provides enclosed seating with private concessions, restrooms, and catering by Levy Restaurants. The Loge seating is located from Loge 318-354 (West Loge) and from Loge 389-425 (East Loge). Guests may access the Loges from any ramp or the elevators located at the NRG Gate (Gate A) and the Bank of America Gate (Gate E). For more information, contact the Suites department at 703-726-7290 or by email at [suites@redskins.com](mailto:suites@redskins.com).

### Lost & Found

If an item is lost at FedExField during an event, please visit the nearest Guest Services Booth. After an event and on non-event days, contact the Lost & Found Department at 301-276-6025 and leave a detailed message including description of the item and the best number to call back.

### Lost Children

Parents are encouraged to register their children attending an event at any Guest Services Booth, located at the NRG Gate (Gate A) and the Bank of America Gate (Gate E) on all levels. Children will receive a wristband indicating their seat location. Should a child get lost, they may approach the nearest FedExField representative, usher or uniformed officer for assistance.

### Lower Level ("George Preston Marshall Lower Level")

The Lower Level consists of Sections 101-142 and Sections 201-242 and is a general seating area. Sections numbered in the 100's and 200's can be accessed directly from the Main Concourse.

### Media [Press]

All media must enter FedExField through the South Field Tunnel below Gate C on event days. Media credentials and Media Will Call can be picked up at the South Field Tunnel entrance four (4) hours prior to kickoff. For more information, please contact the Redskins Public Relations Department at 703-726-7000.

### Merchandise

A wide variety of sporting apparel, novelties and GameDay programs are available at novelty stores and tents located throughout FedExField and at the Redskins Hall of Fame Store. Also, visit our Redskins Official Store Locations in:

Maryland

\*\* FedExField: 301-276-6680

\*\* Montgomery Mall: 301-365-6662

Virginia

\*\* Dulles Town Center: 703-430-0062

\*\* Tysons Corner Center (I): 703-893-0993

\*\* Fair Oaks: 703-691-3604

To purchase official Redskins merchandise online, go to [shop.redskins.com](http://shop.redskins.com).

### Merrill Lynch Touchdown Club

Located in the Hall of Fame Plaza between the Verizon Gate (Gate D) and the Bank of America Gate (Gate E), the Merrill Lynch Touchdown Club memberships feature Lower Level sideline views, pre-game field passes for most home games, away game travel with the Redskins, and a fully catered VIP tailgate with an open bar. Meet Redskins Cheerleaders and alumni on game days and enjoy access to the StubHub Club Level, VIP parking and more. It's the best of everything football! View an informational video on the Touchdown Club. For additional information, please direct all inquiries via email to [TouchdownClub@Redskins.com](mailto:TouchdownClub@Redskins.com).

### Metro

You can travel to FedExField via public transportation using the Metrorail system. Just take the Blue or Silver Lines to the Morgan Boulevard Metro Station. The Morgan Boulevard Station is located on Garrett Morgan Boulevard and is within 1-mile walking distance to stadium.

For more information, visit the Washington Metropolitan Area Transit Authority web site at [www.wmata.com](http://www.wmata.com).

### MGM National Harbor Club

The MGM National Harbor Club is located on the Club Level between Sections 306-308. Club, Dream Seats, Loge, Suite, and Owner's Club ticket holders can enjoy bar and table service, the NFL RedZone channel on the jumbo video wall, and a great selection of craft and local beers at the 130-foot full bar. The Club opens two hours prior to kickoff and is open up to two hours after the game.

### Owner's Club - East and West

The Owner's Club is an area located on the second floor of the NRG Gate (Gate A) side of the building. It is an enclosed area which includes luxury suites and furnished lounges.

### Parking and Directions

Visit [www.redskins.com](http://www.redskins.com) to get parking and direction information or find out about public transportation to the stadium.

### Premium Seats

For information regarding Club, Dream Seats, or Loge seats, please contact the Premium Seat Sales department at 301-276-6800 or by email at [clubinfo@redskins.com](mailto:clubinfo@redskins.com).

### Premium Seating Re-Entry Access Pass

If you have a ticket for the Club, Loge, Suite or Owner's Club Levels and wish to visit another seating level of FedExField, please see a FedExField representative at any ramp, escalator or elevator prior to exiting your level to receive a premium seating re-entry access pass. Please hold onto this pass and your original ticket to gain re-entry back to your

seating level.

### Press Box

The Shirley Povich Press Box is located on the second floor at the NRG Gate (Gate A). The press must use the Press Stairwell to travel between the Field Level and the Press Box, or use the ramp at NRG Gate (Gate A) across from Section 106 to travel from the 100 Level concourse to the Press Box. Only individuals with the proper credentials are admitted into the Press Box.

### Prohibited Items

Please see the first section of the Stadium Guide.

### Radio and TV Policy

Small portable radios or televisions are permitted provided the volume does not interfere with other guests' enjoyment of the event.

### Ramps

Visit [www.redskins.com](http://www.redskins.com) for a map showing the location of accessible ramps and elevators.

Code compliant public ramps are available at FedExField. These ramps are located adjacent to the Bank of America, NRG, Verizon gates, and Gate H.

Public elevators are available for guests with mobility issues. If you or someone you are with requires access to an elevator, please have your group visit any Guest Services location to obtain an elevator wristband. FedExField reserves the right to take appropriate legal action against individuals who fraudulently obtain elevator wristbands.

### Re-entry Policy (Stadium)

Once a guest exits FedExField, there is no re-admission except on a full, unused ticket for that day's event.

### Smoking Policy

Smoking is not permitted in the seating bowls, Lower Level concourse, portals, tunnels or restrooms of FedExField. Guests wishing to smoke may do so in designated smoking areas.

Smoking is also permitted on the Smoking Deck at the elevator tower at the NRG Gate (Gate A) and the Bank of America Gate (Gate E).

### Sports Bar

Located on the Club Level, the Sports Bar is a great place to watch the game indoors. The Sports Bar is located at Sections 309-313 on the Club Level.

### Stairwells

Stairwells from the Lower Level to the Upper Suite Level are located at the NRG Gate (Gate A) and the Bank of America Gate (Gate E) next to the Club Level escalators. Club, Dream Seats, Loge, Suite, and Owner's Club ticket holders may access the stairwells.

### Suites

FedExField's suites are located on the floors between the Club Level and Upper Level. These Suites are divided into the Lower Suite Level (Suites 101 - 242) and the Upper Suite Level (Suites 301 - 317, 356-388 and 427-442). Access to the suites is from any ramp or the elevators located at the NRG Gate (Gate A) and the Bank of America Gate (Gate E).

The Owner's Club Level is divided into the West side (Suites 1-10) and the East side (Suites 1-24) and is located on the second floor at the NRG Gate (Gate A), accessed via the elevators or press stairwell.

### Tailgating

Tailgating involves the use of grills, coolers, chairs, tables or other devices that could inhibit pedestrian passage or vehicular access. Activities that do not use any additional space beyond your parking space are permitted. Port-o-lets are provided throughout the parking lot.

In order for all guests to enjoy the tailgating experience, we ask that fans follow these guidelines:

\*\* When parking, park your car in one space only and between the white lines.

\*\* Parking permits are to be used for cars only, not for additional tailgating space or storage.

\*\* Be considerate of other guests' vehicles.

\*\* For the safety of all guests and for emergency vehicle access, please keep all aisles clear.

\*\* Dispose of all trash in proper receptacles.

\*\* Prior to entering FedExField, please extinguish all flames and grills. Ash dumpsters are available throughout the lots for your convenience. Do not place a hot grill in or under any vehicle.

Visit [www.redskins.com](http://www.redskins.com) to download a PDF tipsheet for Guidelines For Safe Tailgate Grilling (PDF), courtesy of the Prince George's County (Md.) Fire/EMS Department.

### Ticket Office Information

Visit [www.redskins.com](http://www.redskins.com) for Ticket Office policies and general information, including changes to your account, ticket transfers, and Will Call services.

### Upper Level ("Pete Rozelle Upper Level")

The Upper Level is a general seating area numbered from Sections 401-454.

### Weapons

Local, state, and federal law enforcement personnel are no longer allowed to carry firearms in the stadium unless they are on duty at the stadium.

### Wi-Fi presented by United Airlines

Fans may access free Wi-Fi throughout the stadium. Actual speeds may vary due to the amount of devices connected and physical attributes of the stadium. To access, select network: FedExField.

### Contact Information:

Address:  
FedExField  
1600 FedEx Way  
Landover, MD 20785

Comments:  
phone: 301-276-6100  
fax: 301-276-6061  
email: [WashingtonRedskinsFans@redskins.com](mailto:WashingtonRedskinsFans@redskins.com)

Phone Numbers:  
Premium Seat Sales Office: 301-276-6800  
Inova Sports Performance Center at Redskins Park: 703-726-7000  
Stadium Administrative Offices: 301-276-6000  
Stadium Lost & Found: phone: 301-276-6025  
Suite Sales Office: 703-726-7290  
Ticket Office: 301-276-6050

# INOVA SPORTS PERFORMANCE CENTER



Since 1992, the Washington Redskins have made their home on a picturesque 162 acres of land in Ashburn, Va., at Inova Sports Performance Center at Redskins Park, the team's year-round headquarters. More than 20 years later, commitments to construction and renovation are helping the facility stay amongst the upper echelon of team training facilities in all of professional sports.

In the summer of 2012, the Redskins and the Commonwealth of Virginia announced plans for \$35 million in renovations to the team's Northern Virginia home. The plan includes financing from both the Commonwealth of Virginia and Loudoun County.

"During the last two years, the Washington Redskins have made significant improvements to modernize FedExField and Redskins Park, ensuring a best-in-class game day experience for our fans and an excellent training environment for our players," said Redskins President Bruce Allen. "We are very pleased to continue our relationship with the Commonwealth of Virginia that my father established 41 years ago. We are proud to call Loudoun County the home of Redskins Park."

In addition, the team officially opened the Redskins Indoor Training Facility in early 2012. The facility stands 96 feet high and houses a 120-yard practice field, complete with hanging uprights and space to accommodate the team's video needs.

"This is going to give us a great opportunity to work when we have some inclement weather," Allen said. "We're trying to find ways to maximize the players' health and efficiency."

The team has called the location its home since August of 1992, enjoying a private haven away from distractions. The complex features four football fields, strength training and sports medicine facilities, offices and meeting rooms for players, coaches and front office staff, and accommodations for print and broadcast media. The building amasses some 65,000 square feet.

Located in Loudoun County, one of the fastest growing areas in the United States, Inova Sports Performance Center at Redskins Park is tucked away from highways and other office buildings. The two-story concrete and glass structure looks deceiving in size. Visitors enter a bright, spacious lobby that leads to three carefully groomed natural grass playing fields and an additional artificial turf surface.

The lower level of the building is dedicated to football operations, including player and staff locker rooms, an enhanced strength and conditioning center, the equipment room, athletic training rooms and video studio. The athletic training facilities include an x-ray room and dentist office, in addition to private examining rooms for the medical staff that cares for the team throughout the year. During the 2013 renovations, the Redskins expanded their team kitchen on the lower level,

allowing players and staff greater access to top-of-the-line nutritional options. Renovations continued during the 2015 offseason to expand the facility's upper floor.

One side of the upper floor consists of coaches' and personnel offices and a large, 105-seat multipurpose auditorium, used for team meetings, press conferences and video sessions. The other side of the building houses offices for the club's accounting, marketing, public relations and administrative offices. The public area of the building consists of large hallways, high ceilings with natural lighting and numerous trophy cases displaying the team's rich history and tradition.

A studio was completed in the rear of the building in 2005. The glassed studio, which houses the Redskins Broadcast Network including Redskins Nation broadcasts, overlooks the facility's practice fields.

In 2005, an additional building adjacent to the main facility was constructed housing the Redskins Charitable Foundation, information technology and retail departments, as well as the Media Workroom. The Workroom includes work stations, wireless internet, high-definition flat screen televisions, men's and women's restrooms, and a kitchen featuring a full-size refrigerator/freezer, soda machine, microwave, water cooler, coffee maker and storage cabinets.



# TRAINING CAMP

The Washington Redskins will hold their 2016 Washington Redskins Training Camp beginning on Thursday, July 28. The schedule features a total of 22 public on-field sessions available to fans, highlighted by Fan Appreciation Day on Saturday, Aug. 13.

The team holds its annual camp at the state-of-the-art Bon Secours Washington Redskins Training Center, which features two full-size natural grass fields, a natural grass drill field, spectator areas, locker rooms and a high-tech training room. The Bon Secours Virginia Health System ensures the facility serves as a valuable year-round resource for the community when camp is not in session. The facility serves as a full-service sports medicine rehabilitation and men's health center on the property throughout the year, in addition to offering men's health, fitness and education programs. The facility is also home to movin' mania, Bon Secours' healthy kids initiative.

Training camp is an annual ritual in the NFL, an opportunity for fans from all over the country to come see their favorite Redskins players in action on the practice field, and get a first glimpse of the newly signed free agents and draft picks.



Announced practices are open to fans, free of charge, including Fan Appreciation Day on Saturday, Aug. 13. Visitors are encouraged to bring lawn chairs or blankets, as they will be able to sit along the hill overlooking the playing fields. After each practice, fans will have the opportunity to gather autographs and take photos of their favorite players as they walk off the field to the locker rooms.

Credentialed media will have additional access to the players and practice areas, and can coordinate interviews through the Redskins Public Relations Department. All media attending Redskins Training Camp must obtain credentials to gain access to the grounds. For information about credential policies and procedures, media members should contact Alexia Grevious of Redskins Public Relations at [greviousa@redskins.com](mailto:greviousa@redskins.com).

Detailed training camp practice schedules and more information about the Bon Secours Washington Redskins Training Center and a full training camp FAQ can be found by visiting [www.redskins.com/trainingcamp](http://www.redskins.com/trainingcamp).



## TRAINING CAMP LOCATIONS

2013-15	Bon Secours Training Center (Richmond, Va.)
2003-12	Redskins Park (Ashburn, Va.)
2001-02	Dickinson College (Carlisle, Pa.)
2000	Redskins Park (Ashburn, Va.)
1995-99	Frostburg State (Frostburg, Md.)
1963-94	Dickinson College (Carlisle, Pa.)
1946-62	Occidental College (Los Angeles, Calif.)
1945	Georgetown University (Washington, D.C.)
1943-44	Balboa Park (San Diego, Calif.)
1941-42	Brown Military Academy (San Diego, Calif.)
1940	Wandermere Resort (Spokane, Wash.)
1939	Eastern Washington University (Cheney, Wash.)
1938	Ballston Stadium (Arlington, Va.)
1937	Anacostia Park (Washington, D.C.)
1936	Municipal Field (Framingham, Mass.)
1935	Country Club (Waltham, Mass.)
1934	Rosebud Gardens (Wayland, Mass.)
1933	Northwestern University (Evanston, Ill.)
1932	City Stadium (Lynn, Mass.)



# THE GAMEDAY EXPERIENCE

## WASHINGTON REDSKINS MARCHING BAND

The Washington Redskins Marching Band has led sellout crowds in stirring renditions of the team's fight song, "Hail to the Redskins," for generations. The Redskins Marching Band celebrated its 75th anniversary in 2012, having entertained Redskins fans at home games from Griffith Stadium to RFK Stadium to FedExField.

The all-volunteer ensemble formed in 1937, when George Preston Marshall brought the team from Boston to Washington D.C. with the goal of entertaining fans from the moment they walked into the stadium until the time they exited.

For more than three quarters of a century, the Marching Band has taken great pleasure in entertaining fans with their pre-game and halftime shows.

Over the years, the group has marched between train stations and stadiums before notable games, down Broadway before a New York Giants game in the early 1960s, and around the concourse of Tampa Stadium during Super Bowl XVIII.

"Hail to the Redskins" made its debut as the official fight song of the Washington Redskins on Aug. 17, 1938. The song was written by renowned band leader Barnee Breeskin and the lyrics were penned by Hollywood movie star Corinne Griffith, Marshall's wife.



### HAIL TO THE REDSKINS

*"Hail to the Redskins!  
Hail Victory!  
Braves on the warpath,  
Fight for old D.C.!"*

*Run or pass and score,  
we want a lot more.  
Beat 'em, swamp 'em, touchdown,  
let the points soar!*

*Fight on, fight on,  
'til you have won,  
Sons of Wash-ing-ton! (Rah! Rah! Rah!)"*



# THE GAMEDAY EXPERIENCE

## REDSKINS RING OF FAME

Hanging on the inside facade of FedExField are some of the most hallowed names in Redskins history. The names, encircling the playing field from above, pay tribute to 48 members of the organization whose contributions still resonate and reverberate through franchise history.

The Redskins Ring of Fame added its 47th and 48th members in 2015, inducting center Jeff Bostic and linebacker Monte Coleman during the team's NFC East championship campaign.

Bostic was inducted during the Redskins' historic comeback win against the Tampa Bay Buccaneers last October. Originally signed by the Redskins as a rookie free agent on Sept. 2, 1980, Bostic spent his entire 14-year NFL career in Washington from 1980-93. The man known as "Bosco" appeared in 184 regular season games with 149 starts for Washington. He also started all 18 postseason games he played for the Redskins.

"When you look up at some of the people, the names that surround that stadium – the Sammy Baughs, the Vince Lombardis, the Joe Gibbs, the people that have made an impact on this game – I'm humbled to be there," Bostic said.

Bostic was a founding member of "The Hogs," Washington's famed group of offensive linemen that helped guide the franchise to four Super Bowl appearances and three Super Bowl titles during his career. In Super Bowl XVII, Bostic helped pave the way for a Super Bowl-record 276 rushing yards, guiding the Redskins to their third World Championship and their first Super Bowl title.

In Bostic's 14 seasons in Washington, the Redskins averaged 22.9 points per game (second in NFC, third in NFL) and 342.1 yards per game (second in NFC, fourth in NFL), including 214.3 passing yards per game (second in NFC, fifth in NFL) and 127.8 rushing yards per game (fourth in NFC, sixth in NFL). In that time frame, the Redskins compiled a 150-87 record (.633) in combined regular season and postseason play, the secondbest winning percentage in the NFL across those seasons.

Coleman was selected by the Redskins in the 11th round (289th overall) of the 1979 NFL Draft. Coleman's NFL career spanned 16 seasons from 1979-94, all with Washington. His 215 regular season games played are second-most in Redskins history, trailing only Darrell Green.

Coleman, who was inducted during the team's December victory against the Buffalo Bills last season, was a model of consistency for the Redskins, appearing in at least 10 games in every year of his career with exception of the laborshortened 1982 season. He also appeared in 21 career postseason games, including Super Bowl appearances following the 1982, 1983, 1987 and 1991 seasons.

For his career, Coleman registered 1,002 total regular season tackles (650 solo), 43.5 sacks, 17 interceptions (three returned for touchdowns), 14 fumble recoveries and two forced fumbles, all according to STATS, LLC. Despite sacks not becoming an official NFL statistic until his fourth NFL season in 1982, Coleman's 43.5 career sacks rank third in team history. He also unofficially registered 10.5 "sacks" in his first three seasons.

Both Bostic and Coleman were named by a blue ribbon panel as members of the 70 Greatest Redskins in 2002, later expanded to the 80 Greatest Redskins in 2012.

## CURRENT RING OF FAME MEMBERS

George Allen	Head Coach, 1971-77
Cliff Battles	Running Back, 1932-37
Sammy Baugh	Quarterback, 1937-52
Jeff Bostic	Center, 1980-93
Gene Brito	Defensive End, 1951-53, 1955-58
Larry Brown	Running Back, 1969-76
Dave Butz	Defensive Tackle, 1975-88
Gary Clark	Wide Receiver, 1985-92
Monte Coleman	Linebacker, 1979-94
Jack Kent Cooke	Owner, 1961-97
Bill Dudley	Running Back, 1950-51, 1953
Wayne Curry	P.G. County Executive, 1994-2002
Pat Fischer	Cornerback, 1968-77
Joe Gibbs	Head Coach, 1981-92, 2004-07
Darrell Green	Cornerback, 1983-2002
Russ Grimm	Guard, 1981-91
Chris Hanburger	Linebacker, 1965-78
Ken Harvey	Linebacker, 1994-98
Len Hauss	Center, 1964-77
Phil Hochberg	P.A. Announcer, 1963-2000
Ken Houston	Safety, 1973-80
Sam Huff	Linebacker, 1964-67 / 1969
Joe Jacoby	Tackle/Guard, 1981-93
Dick James	Running Back, 1956-63
Sonny Jurgensen	Quarterback, 1964-74
Charlie Justice	Running Back, 1950, 1952-54
Billy Kilmer	Quarterback, 1971-78
Eddie LeBaron	Quarterback, 1952-53, 1955-59
Vince Lombardi	Head Coach, 1969
Dexter Manley	Defensive End, 1981-89
Charles Mann	Defensive End, 1983-93
George Preston Marshall	Team Founder, 1932-69
Wayne Millner	End, 1936-41, 1945
Bobby Mitchell	Flanker, 1962-68
Brian Mitchell	Running Back, 1990-99
Art Monk	Wide Receiver, 1980-1993
Mark Moseley	Kicker, 1974-86
Brig Owens	Defensive Back, 1966-77
Richie Petitbon	Safety, 1971-72, Coach, 1978-93
Vince Promuto	Guard, 1960-70
John Riggins	Running Back, 1976-79, 1981-85
Mark Rypien	Quarterback, 1986-93
Jerry Smith	Tight End, 1965-77
Charley Taylor	Wide Receiver, 1964-77
Sean Taylor	Safety, 2004-07
Joe Theismann	Quarterback, 1974-85
Lamar "Bubba" Tyer	Trainer, 1971-2002, 2004-08
Doug Williams	Quarterback, 1986-89



## Meet The Captains



Rachel

Maya

Tedi

Chantelle

**The “First Ladies of Football” have an exciting 2016 season ahead.**

*The most beautiful, talented and entertaining performers in professional sports just got even better!*

This year Maya, Rachel, Chantelle and Tedi will be the four ladies heading up the Redskins Cheerleaders as line captains. The team added 9 new Cheerleaders to the roster. The team is scheduled to go on its 54th overseas military appreciation tour coming this season and also produced its 19th annual cutting-edge swimsuit calendar. For field and stage, they added new sections to the already popular Variety Show, and have been rehearsing since April to bring the best performances to FedExField. You will be entertained by the world's most elite group who not only support the team, but also live, work and attend school in the Washington D.C. metro area. These educated women always find time to mentor youth in the area as well as volunteer to travel overseas to entertain our military men, women and families.






## JUNIOR REDSKINS CHEERLEADERS

### Spirit Explosion and Elite Halftimes, Take Advantage of WRC Youth Programs:

The Junior Redskins Cheerleaders program is a fun, exciting and important part of the Washington Redskins organization. With an enrollment of 200 young ladies, ages 5-17, the program teaches the fundamentals of dance, showmanship and performance. Each year these young ladies are extended the opportunity to perform with the Redskins Cheerleaders at halftime shows, parades and other community events. Each cheerleader also receives a commemorative T-shirt, a tape of their performances, an autographed 2016-2017 Redskins Cheerleaders team photo, as well as memories to last a lifetime! The Junior Redskins Cheerleaders are the exhibition team for our youth dance program. Other exciting programs include our Spirit Explosion halftime show in front of the largest crowd in the NFL. The Redskins Cheerleaders perform a halftime show with hundreds of Dancers and Cheerleaders from area high schools, universities, and dance studios. It is a fun-filled and rewarding experience for everyone.




**For more information on the October 16th Spirit Explosion performance or Elite Dance Workshop to Audition for the Elite Halftime January 1st, send an email to Stephanie Jojokian at [jojokians@redskins.com](mailto:jojokians@redskins.com), or [jrcheerleaders@redskins.com](mailto:jrcheerleaders@redskins.com) for the Jr. Redskins Cheerleaders.**


# THE GAMEDAY EXPERIENCE



**ASHLEY**  
UPPER MARLBORO, MD




**AZUSA**  
TOKYO, JAPAN



**CAITLIN**  
PHOENIX, AZ



**CANDESS**  
UPPER MARLBORO, MD



**CARISSA**  
STATON ISLAND, NY



**CHANTELLE**  
COLUMBIA, MD




**ERIKA**  
HAMILTON, NJ



**ERIN**  
ANNAPOLIS, MD



**FELICIA**  
WASHINGTON, DC



**HEATHER**  
CENTREVILLE, MD



**JACKIE**  
ANNAPOLIS, MD



**JACLYN**  
ARLINGTON, VA



**JADE J**  
CHESTER, MD



**JADE K**  
MADISON, MD



**JAVAI**  
CLINTON, MD




**JENNIFER**  
CLEVELAND, OH

# THE GAMEDAY EXPERIENCE




**JORDYN**  
WALDORF, MD



**KELLIE**  
SPRINGFIELD, VA



**KENNEDY**  
WASHINGTON, DC



**KIKI**  
ALEXANDRIA, VA




**LATASHA**  
SILVER SPRING, MD



**LEE**  
CHARLESTON, SC




**LONDON**  
WASHINGTON, DC




**MASAKO**  
KOBE, JAPAN




**MAYA**  
STAFFORD, VA



**NIKKI**  
GAINESVILLE, VA




**RACHEL**  
LONG BEACH, CA



**SARAH O**  
SPRINGFIELD, VA



**TARYN**  
TEMPLE HILLS, MD



**TAYLOR**  
PHILADELPHIA, PA



**TEDI**  
CHICAGO, IL



**TONEE**  
PRATTVILLE, AL

## WASHINGTON REDSKINS RADIO NETWORK



Live broadcasts of Washington Redskins games can be heard in the Washington, D.C. area on ESPN980 (980 AM, 92.7FM and 94.3FM). ESPN980 serves as the home of the Washington Redskins all season long.

Redskins fans are invited to join Pro Football Hall of Famer Sonny Jurgensen and Redskin greats Chris Cooley and Doc Walker for all the analysis as Larry Michael calls the action throughout the season.

The Washington Redskins Radio network provides wall-to-wall coverage with an information-packed pre-game show, halftime analysis with former Redskins great Brian Mitchell, a recap driven post game show and all the play-by-play in-game action.

The games can be heard online on ESPN 980, Home of the Redskins. Outside of the Washington, D.C., metropolitan area, the Redskins Radio Broadcast Network covers four states: Virginia, Maryland, North Carolina and West Virginia.



### RADIO AFFILIATES

Flagship Station	Call Letters	Frequency
Washington, D.C. Area	WTEM-AM	980

Maryland	Call Letters	Frequency
Prince Frederick	WWXT-FM	92.7
Hagerstown/Frederick	WVEG-FM	106.9
Cumberland	WCBC-AM	1270
MD and DE Beaches	WSUX-AM	1280
MD and DE Beaches	WSUX-FM	101.1

North Carolina	Call Letters	Frequency
Raleigh	WAUG-AM	750
New Bern	WWNB-AM	1490
New Bern	WWNB-FM	103.9
Winterville	WECU-AM	1570
Gastonia	WGNC-AM	1450
Gastonia	WGNC-FM	100.7
Weldon	WSMY-AM	1400

Virginia	Call Letters	Frequency
Richmond	WXGI-AM	950
Richmond	WZEZ-FM	100.5
Norfolk	WXTG-FM	102.1
Warrenton	WWXX-FM	94.3
Roanoke	WFIR-AM	960
Roanoke	WFIR-FM	107.3
Front Royal	WFQX-FM	99.3
Gloucester	WXGM-FM	99.1
Tappahannock	WRAR-FM	105.5
Staunton	WKDW-AM	900
Waynesboro	WKCI-AM	970
Fredericksburg	WGRQ-FM	95.9
Charlottesville	WCHV-FM	107.5
Charlottesville	WCHV-AM	1400
Lynchburg	WBRG-AM	1050
Lynchburg	WBRG-FM	104.5
Lynchburg	WLVA-AM*	580
Lynchburg	WLVA-FM*	94.1
Martinsville	WHEE-AM	1370
Martinsville	WMVA-AM	1450

West Virginia	Call Letters	Frequency
Martinsburg	WRNR-AM	740
Martinsburg	WRNR-FM	106.5
Fisher	WELD-AM	690

\*in case of conflict



## REDSKINS RADIO PERSONALITIES

Featuring a Pro Football Hall of Fame quarterback, two of the organization's most beloved tight ends and the team's broadcast voice, the Washington Redskins Radio Network is home to more than 100 combined years of professional broadcasting experience. Now entering their 13th season sharing the booth, play-by-play announcer Larry Michael will once again join Hall of Famer Sonny Jurgensen on the call. For the fourth straight season, the duo will be joined Redskins great Chris Cooley. Rick "Doc" Walker will be in his ninth season as the team's sideline reporter.

**Larry Michael** is the "Voice of the Washington Redskins." He also hosts Redskins Nation on a daily basis on Comcast SportsNet as well as The Redskins Coach's Show with Jay Gruden on NBC-4. He is a 10-time Emmy Award Winner who currently serves as the team's Senior Vice President and Executive Producer of Media. His responsibilities also include production of all video content for Redskins.com TV, as well as production of all Redskins Broadcast Network television shows and broadcasts.

Michael's recent hosting duties have also included WRC's Inside the Redskins and WTTG's Redskins Game Time. His resume includes eight Olympic Games, 21 U.S. Open Golf Championships, 12 Masters Tournaments and 12 Super Bowls. Michael has also showcased his vocal talent away from football, working as a part of HBO's *Boxing Beat* (1997-2003), Comcast SportsNet's *Ballroom Boxing* (1996-2006), as well as serving as the voice of the George Washington Colonials and as a play-by-play announcer for Westwood One.



Michael is active in area charities, including the Leukemia and Lymphoma Society, and serves as a member of the Board of Trustees for the Joe Gibbs Youth for Tomorrow Youth Home.

A legend on the field and a legend in the booth, **Sonny Jurgensen** has been a part of the Washington Redskins family since 1964. Now entering his 36th season as the team's color analyst, he has called more than 600 games since 1981. Combining his tenures as a broadcaster and a player, Jurgensen has been involved in more than 800 games — including preseason and postseason — as part of the Redskins organization.

Jurgensen played 11 of his 18 NFL seasons in the burndy and gold, ultimately earning induction into the Pro Football Hall of Fame in 1983. He currently shares the NFL record for most seasons leading the league in passing yards gained (five) and longest pass completion (99 yards against Chicago on Sept. 15, 1968). A five-time Pro Bowl selection, he is the highest-rated passer among qualified players in Redskins history (85.0), and holds team records for most 300-yard passing games (15), most touchdown passes in a season (31 in 1967) and most consecutive games with a touchdown pass (23).

Jurgensen won five passing titles in his career as the NFL's passing yardage leader. He continues to be regarded as one of the best pure passers in the history of the game, as legendary coach Vince Lombardi once called him "the best I have seen." His name resides in the Redskins Ring of Fame, and he was chosen as one of the 70 Greatest Redskins as part of the team's 70th anniversary in 2002, later expanded to the 80 Greatest Redskins during the team's 80th Anniversary celebration in 2012.

Now in his fourth season as part of the Redskins Radio Network is former Redskins great **Chris Cooley**. Selected by the Redskins in the third round of the 2004 NFL Draft, Cooley spent nine seasons in Washington from 2004-12. In that time, he became the most prolific tight end in team history, recording 429 receptions, surpassing the great Jerry Smith for the most receptions by a tight end in Redskins



annals (421). For his career, the affable two-time Pro Bowler appeared in 117 NFL games with 103 starts, all with the Redskins, gaining 4,711 receiving yards on 429 receptions with 33 receiving touchdowns.

Following his retirement from football, Cooley joined ESPN 980 during the 2013 offseason. In addition to his duties for game broadcasts, Cooley and serves as co-host of "Cooley and Kevin," which airs in drive time each weekday from 7-11 a.m. The former art major at Utah State is also an avid pottery enthusiast and owns The Cooley Gallery in Leesburg, Va.

Serving as the broadcasts' sideline reporter is **Rick "Doc" Walker**, whose name is synonymous with the "Fun Bunch," the "Hogs," and other pieces of Redskins lore. In addition to sideline reporting for radio broadcasts, Walker co-hosts "Inside the Locker Room" on ESPN 980 and hosts Doc Walker's ProView on MASN. His broadcast work past and present also includes college football analysis for ESPN, the Big East Network, Prime and Raycom Sports.

Walker appeared in 88 games with 55 starts in his seven-year playing career as a Redskin. His stat line with the team includes 56 receptions for 520 yards and six touchdowns from 1980-85. He helped the Redskins defeat the Miami Dolphins in Super Bowl XVII at the Rose Bowl in Pasadena, Calif., the same stadium in which he played college ball as a UCLA Bruin. Walker caught one pass for 27 yards and ran once for six yards in the Redskins' 27-17 Super Bowl victory.

On top of his broadcast duties, Walker is now an in-demand motivational speaker and hosts and annual golf tournament to help fight Alzheimer's.

## REDSKINS BROADCAST NETWORK



The Emmy-Award-Winning Redskins Broadcast Network is the TV and Radio production department of the team. The content delivered by RBN includes preseason game broadcasts on NBC4 and Comcast SportsNet. In addition, RBN produces seven original TV shows during the season, plus a daily show year-round, broadcast throughout the Washington, D.C. region:

- \* Redskins Nation, which airs each day on CSN and is hosted by the Voice of the Redskins Larry Michael, providing "Redskins 365" and originating from the Inova Sports Performance Center at Redskins Park with a daily look at the team!

- \* The Redskins Coach's Show with Jay Gruden on NBC4, where the Redskins' Head Coach breaks it down each week.

- \* Redskins Chronicles on NBC4, an in-depth look at an element of the team's history – told by some of the franchise's all-time great alumni.

- \* Inside the Redskins on NBC4, which includes all things Redskins including highlights, interviews and features on the team.

- \* Redskins Game Time on FOX 5, which gets fans set for kickoff each Sunday as the team prepares for Game Time.

- \* Redskins Life on NBC4, a look behind the scenes with one of the Redskins "off the field," as well as the Redskins Cheerleaders and other lifestyle features with Redskins players and coaches.

- \* Redskins Final on NBC4, which wraps up the action each Sunday after Sunday Night Football.

- \* Monday Morning Redskins Roundup on CSN, airing the day after each Redskins game with analysis and highlights.



In addition to its televised offerings, RBN produces exclusive online content that brings Redskins fans closer to their favorite players and coaches. Redskins.com videos provide fans with timely updates on news from Redskins Park as well as exclusive interviews. In April, free agent cornerback Josh Norman (pictured above) and first-round pick Josh Doctson each conducted their first interviews as members of the Redskins on the Redskins Broadcast Network and Redskins.com.

The Executive Producer of RBN is Larry Michael, the Voice of the Washington Redskins. His staff includes RBN veterans Charlie Broynhill, Production Services Coordinator; Luke LeSourd, Senior Producer; Steven Jenkins, Videographer/Producer; Jennifer Allshouse, Producer; and Darryl Johnson, Digital Media Producer. From the sideline to the locker room, Redskins Broadcast Network goes where no other media outlet can go, for the real story on the Washington Redskins, 365 days a year!

## REDSKINS DIGITAL



FedExField plays host to the passion of Redskins fans on Sundays in the fall, but the Redskins' digital platforms serve as a gathering point for the team's ravenous fan base year-round. Redskins.com and the team's other digital properties are the leading source for direct access to Redskins' fans favorite team, including breaking news, complete team coverage, features, photo galleries, statistics and more.

No NFL team provides its fans more behind-the-scenes access and exclusive looks. On Redskins.com and various social media channels, social media manager Bryan Van Balen and team photographer Garrett Campbell take the burgundy and gold faithful inside Redskins Park, on the team plane and in the locker room for pregame preparations and postgame celebrations while senior writer Stephen Czarda and staff writer Jake Kring-Schreifels keep fans abreast of team news. All of this exclusive content is available on-demand at fans' fingertips with the Washington Redskins Mobile App.

Redskins.com and the Redskins mobile app also offers exclusive interviews with players, coaches and team officials, an updated roster and depth chart, weekly game previews, a comprehensive history section and a section devoted to the Redskins Cheerleaders, including their 2016 calendar shoot in Costa Rica. Fans can also sign up for the Season Ticket Waiting List online and weekly e-newsletters, as well as register for team events, such as training camp.

In the Redskins Official Online Store, fans from near and far can shop for the latest team merchandise, from team jerseys and caps to Redskins card tables and chairs. Fans from all over the world can also chat about the team on ExtremeSkins.com, the team's fan forum.

The team's official Twitter account (@Redskins) provides up-to-the-minute updates, breaking personnel news, links to Redskins.com content and highlighted quotes from Redskins press conferences. The account, in conjunction with the team's Instagram (@Redskins) and Snapchat ("Redskins-Snap") accounts, offers fans a glimpse behind-the-scenes, including exclusive content at the NFL Draft, live Q&A's, notes from the practice field, going inside the locker room on game day, and featured sneak peeks of the Washington Redskins Cheerleaders' annual photo shoots. The Redskins' Facebook page [Facebook.com/Redskins] gives fans a chance to sound off about their favorite players, see their own photos shared, vote in polls, see exclusive photos & video, and win prizes.

In 2012, the Redskins became the first NFL team to work with Reddit to host a series of Reddit AMAs ("Ask Me Anything" chats) and have continued to have players engage with fans by taking over the team's various social platforms. Pro Bowler Ryan Kerrigan and quarterback Kirk Cousins are among the many Redskins players to have welcomed fan questions on Reddit and other platforms.



**TONY WYLLIE**  
SENIOR VICE PRESIDENT

**24TH NFL SEASON**  
**7TH WITH REDSKINS**

**Contact Wyllie for:**

- > Official team comment
- > Inquiries related to Daniel M. Snyder
- > Bruce Allen, Scot McCloughan and Jay Gruden interview requests
- > Interview requests for QB Kirk Cousins

**703-726-7135 // [wylliet@redskins.com](mailto:wylliet@redskins.com)**

Senior Vice President Tony Wyllie enters his seventh season with the Redskins in 2016 in the midst of his third decade of NFL service as a decorated communications professional.

He serves as an advisor to the principal owner on all issues related to public perception of the franchise. He shapes and molds the team image through all public contacts and publicity generation, serves as liaison between team and local and national media, oversees coordination of all interviews and serves as team spokesman.

Wyllie and his staffs have earned the Pete Rozelle Award, presented annually by Pro Football Writers of America to the best NFL public relations staff, five times during his career. He is the only executive in the NFL to have won the award with three different teams.

He has previously worked as an Assistant Director of Public Relations for the Los Angeles/St. Louis Rams (1994-98), the Director of Public Relations for the Tennessee Titans (1998-2000) and Vice President of Communications for the Houston Texans (2000-10). During his career, he helped guide the Rams franchise through their 1995 transition from Los Angeles to St. Louis and assisted with the relocation and renaming of the Tennessee Titans. He was one of the first hires of the expansion Texans in 2000, helping to build the new franchise's image even during the two years prior to the team's first game in 2002.

The Brooklyn native began his NFL career as a game day intern with the Houston Oilers in 1991 before working as a summer intern with the San Diego Chargers PR department in 1992. He spent 1993 as an intern in the PR department with the Dallas Cowboys. Wyllie has helped promote 11 Pro Football Hall of Famers in his career.

Wyllie worked three years in the sports information department of Texas Southern University, where he received his degree in journalism. Wyllie received TSU's "Distinguished Alumnus" award in 2004, and in December 2013, delivered a commencement address at the university. He also earned an MBA from the Jones School of Business at Rice University. In 2015, Wyllie was honored with the SWAC Alumni Association Lifetime Achievement Award for his contributions to the Southwestern Athletic Conference's athletic heritage.

In Houston, Wyllie served on numerous Boards of Directors including the Ensemble Theatre in Houston, the March of Dimes, and the Management Leadership for Tomorrow-Houston, John P. McGovern Museum of Health & Medical Science, the Houston Texans YMCA and the Touchdown Club of Houston. He is currently on the board at County Christian School in Ashburn, Va.

He and his wife, Natasha, are parents of son James Anthony and daughter Toni Simone. The family resides in Northern Virginia.



**ROSS TAYLOR**  
DIRECTOR OF COMMUNICATIONS

**6TH NFL SEASON**  
**6TH WITH REDSKINS**

**Contact Taylor for:**

- > Interview requests for Joe Barry and Sean McVay
- > Interview requests for position coaches
- > Media guide information
- > Historical research inquiries

**703-726-7368 // [taylorr@redskins.com](mailto:taylorr@redskins.com)**

Ross Taylor is entering his sixth NFL season and his sixth with the Redskins' public relations staff in 2016. The Redskins promoted Taylor to Director of Communications prior to the 2015 season after he spent four years in various public relations capacities for the team across the 2011-14 seasons.

Taylor is responsible for football publicity efforts relating to the editing and design of media materials, including game releases, digital media guides, event releases, game notes, season in reviews, daily transcripts and more. He also serves as a liaison between the organization and members of the media, assists in shaping organizational messaging, and provides research expertise to football operations.

In addition, Taylor has been part of a select group chosen by the NFL to provide PR assistance on the league's behalf during NFC Championship week three times. Taylor assisted the league for the conference title game following the 2012, 2014 and 2015 seasons and declined an additional selection in 2013 during the Redskins' head coaching search.

Taylor first joined the Redskins as a public relations intern during the summer of 2010. He joined the team on a full-time basis directly following the conclusion of the NFL lockout in July 2011. Throughout his first three NFL seasons, he provided statistical research expertise to former Executive Vice President/Head Coach Mike Shanahan and football operations staff from 2011-13.

His background includes an internship with The Dallas Morning News in which he served as a staff writer for SportsDay in 2007. Before joining the Redskins, Taylor spent five months interning at the world headquarters of Fleishman-Hillard International Communications in St. Louis.

Taylor graduated magna cum laude from the esteemed School of Journalism at the University of Missouri in December 2010, earning a Bachelor's of Journalism with an emphasis in convergence journalism in three-and-a-half years. During his time at Mizzou, he completed assignments for a number of media organizations, including KBIA-FM (NPR), the Columbia Missourian, KOMU-TV (NBC) and The Maneater. In his final semester, Taylor and a colleague launched KBIA Sports Extra, which was later integrated into the curriculum by convergence journalism faculty as the genesis of a new Multimedia Sports Journalism course.

In addition, Taylor served as the play-by-play voice of the Missouri Tigers women's volleyball team for parts of 2009 and all of 2010, culminating in the team's run to the Sweet 16 of the 2010 NCAA Tournament.

Taylor is a native of Coppell, Texas. He currently resides in Northern Virginia.



**ZENA LEWIS**  
MEDIA SERVICES COORDINATOR

**2ND NFL SEASON**  
**2ND WITH REDSKINS**

**Contact Lewis for:**

- > Interview requests for all players except QB Kirk Cousins

**703-726-7422 // [lewisz@redskins.com](mailto:lewisz@redskins.com)**

Zena Lewis is entering his second season with the Washington Redskins as Media Services Coordinator after originally joining the team prior to the 2015 season.

Lewis is responsible for managing the media schedule and serves as the primary contact for media requests for Redskins players. He provides counsel and training for Redskins players as it pertains to media appearances and social media use.

Lewis joined the Redskins in 2015 with six previous years of game day media relations experience with various NFL organizations. He contributed to the game day press operations of the Tennessee Titans (2009-10), Detroit Lions (2011), Miami Dolphins (2012 preseason) and Atlanta Falcons (2012-14). Lewis was responsible for coordinating and conducting interviews with visiting teams and helping contribute to other press box operations.

Prior to joining the Redskins, Lewis served as the Assistant Commissioner of Communications and New Media at the Southern Intercollegiate Athletic Conference, spearheading a redesign of the league's website. Before his time with the SIAC, Lewis served as Assistant Director of Media Relations for the Southwestern Athletic Conference, acting as the media liaison for the league office, its events and championships from 2012-14. In that role, he was the primary media contact for football, baseball, bowling, volleyball and women's basketball.

Lewis' background also includes experience as Assistant Director of Public and Media Relations for the women's basketball program at the University of Michigan, Assistant Director of Sports and Media Relations at Tennessee State University, Communications Assistant for the Women's Basketball Coaches Association and as Assistant Director of Sports Information and Media Relations at Clark Atlanta University.

Lewis earned his bachelor's degree from Florida A&M University, majoring in broadcast journalism and public relations. He also ran varsity track and field, earning MEAC championship rings as a member of Florida A&M's title teams in 1995 and 1997.

Lewis is a native of Brooklyn, N.Y., and attended Santaluces H.S. in Palm Beach County, Fla. He now resides in Northern Virginia.



**ALEXIA GREIVOUS**  
CORPORATE COMMUNICATIONS

**2ND NFL SEASON**  
**2ND WITH REDSKINS**

**Contact Greivous for:**

- > Credential requests
- > Corporate and community information

**703-726-7077 // [greivousa@redskins.com](mailto:greivousa@redskins.com)**

Alexia Greivous is entering her second season as the Washington Redskins' Corporate Communications Manager after originally joining the team prior to the 2015 season.

Greivous is responsible for sustaining a strong corporate image through positive media coverage for the Redskins outside the traditional scope of football, as well as assisting with the implementation of the league's public relations policies. She helps promote Redskins' community relations and marketing events, finding ways to project the organizations' coaches and players in a positive light. Greivous develops, coordinates and implements strategic communication plans, including media advisories, press releases, fact sheets and press kits.

Greivous' NFL experience includes having worked as a member of game day staffs of the Atlanta Falcons and Indianapolis Colts during the 2013 and 2014 seasons, respectively.

Greivous first joined the Redskins as a summer public relations intern during the 2013 offseason. During that time, she helped facilitate interviews between media and Redskins personnel, helped edit the 2013 digital media guide and assisted with the compilation and distribution of daily news clips.

Prior to joining the Redskins full-time, Greivous spent 10 months with the NCAA in its web communications department at the organization's headquarters in Indianapolis. She helped communicate news and information through NCAA digital media platforms, creating video content and writing profile pieces for the website and Champion Magazine.

Greivous earned her undergraduate degree in communication studies from Clemson University in 2014. While at Clemson, she worked as a recruiting assistant for the football program from 2011-14, appearing on "Death Valley Live" and hosting a "100 Yards" interview segment for Clemson-Tigers.com.

During her time as a student, she contributed to three case studies published in academic communications journals, including "Coach Verbal Aggression: A Case Study Examining Effects on Athletes Motivation and Perceptions of Coach Credibility," as well as other studies examining the self-presentation of sports broadcasters and the media framing of quarterbacks' injury decisions.

Greivous is a native of Fort Mill, S.C. She currently resides in Northern Virginia.

## 2016 MEDIA INFORMATION

### CREDENTIAL POLICY

The Washington Redskins grant credentials and media access based on merit as guided by the priorities listed below. Because of the limited space available at Inova Sports Performance Center at Redskins Park and FedExField, these priority guidelines are intended to facilitate the most efficient use of space for working media covering the Washington Redskins and the NFL.

Full credential request policies are detailed below. For more information about obtaining media credentials, please contact Alexia Greivous at 703-726-7077 or by e-mail at [greivousa@redskins.com](mailto:greivousa@redskins.com).

The Redskins prioritize outlets in the following order:

1. Broadcast partners, including television and radio personnel responsible for live broadcasts of Washington Redskins games.
  2. Local beat reporters who cover the team on a daily basis for large-scale local outlets, including newspapers, wire services, radio stations and television affiliates that cover the Washington Redskins and the NFL on a regular basis.
  3. Large-scale national outlets, including national newspapers, magazines, television stations, websites and more.
  4. Washington, D.C. metro area community publications and stations.
  5. Out-of-town community outlets on specific assignment to cover Redskins personnel of unique interest to the outlet's market [e.g.: a player's hometown newspaper].
  6. Blogs, internet radio and other independent outlets, whose merit and credential consideration is subject to the discretion of Redskins Public Relations.
- Policies for visiting scouts are handled separately in accordance with the 2016 Scouting Policy as distributed to all NFL teams prior to the season.

The following guidelines will be observed in granting access:

1. Season credentials will be reserved for organizations that provide consistent and substantial coverage of the Washington Redskins. Please be advised that a season media credential does not guarantee working space in media work areas.
2. With the exception of seasonally credentialed Redskins beat reporters who produce daily on-site reports, all credentials at both locations are approved and issued on a daily and/or game-by-game basis.
3. Passes and credentials are transferable within the same media outlet for use by those serving an editorial function with proper notice and approval by Redskins Public Relations. Passes used by any member of a credentialed outlet without specific editorial assignment or by non-working members of the organization are subject to revocation and will affect all future credentialing decisions by Redskins Public Relations for that outlet.
4. As the result of limited work space, credentials will not be issued to freelance writers or photographers without a specific assignment received in writing by the assigning organization.
5. Credentials may be issued: a) to online entities that are affiliated with a national or regional media organization; or, b) to online entities that host a website that regularly and substantially reports on the National Football League or the Washington Redskins, and employs for that website at least one full-time permanent employee who writes a substantial majority of all material posted on the site. Priority for these sites will be based on potential audience at the discretion of Redskins Public Relations.
6. Redskins personnel may deny or revoke credentials without notice and an individual shall surrender his/her credential upon request for: noncompliance with the priorities or guidelines set out in this policy; noncompliance with health, safety, or security directives issued regarding Redskins events; and for conduct for which there are reasonable grounds to believe violate state or federal law, or constitute a breach of professional ethics. Any organization that wishes to contest a denial or revocation may: a) request Redskins Public Relations provide a written rationale for the denial or revocation; b) submit a written response to that rationale to the Senior Vice President of Communications.
7. Redskins Public Relations reserves the right to change this policy at any time.

### CONTACT INFORMATION

**Inova Sports Performance Center at Redskins Park:** 703-726-7000  
 Tony Wyllie 703-726-7135  
 Ross Taylor 703-726-7368  
 Zena Lewis 703-726-7422  
 Alexia Greivous 703-726-7077

**FedExField:** 301-276-6000  
 Redskins PR (Game Day) 301-276-6718  
 Visiting PR (Game Day) 301-276-6818  
 Tickets 301-276-6050

**E-mail Addresses:**  
 Tony Wyllie [wyllet@redskins.com](mailto:wyllet@redskins.com)  
 Ross Taylor [taylorr@redskins.com](mailto:taylorr@redskins.com)  
 Zena Lewis [lewisz@redskins.com](mailto:lewisz@redskins.com)  
 Alexia Greivous [greivousa@redskins.com](mailto:greivousa@redskins.com)

**On the Web:**  
 Official Site [Redskins.com](http://Redskins.com)  
 Media Guide [media.redskins.com](http://media.redskins.com)  
 Redskins PR Twitter (Private) [@RedskinsMedia](https://twitter.com/RedskinsMedia)

### MEDIA PORTAL/MEDIA GUIDE

The Redskins' Public Relations department has a media website ([media.redskins.com](http://media.redskins.com)) designed to serve the needs of all media members who cover the organization. The site contains the annual media guide and weekly game guides including stats, rosters, personnel bios and much more. Media can also access the media website by visiting [Redskins.com](http://Redskins.com) and clicking on "Media Guide" located at the bottom of the News & Events tab.

### PRESS INFORMATION

All Redskins press releases and weekly media packets are distributed via e-mail. Please contact the Redskins Public Relations department to be added to the team's email distribution list for all press releases and media advisories.

The Redskins Public Relations department also utilizes the @RedskinsMedia Twitter account. @RedskinsMedia is a private account that is only accessible upon request for media members who cover the team on a daily basis who need information regarding scheduling changes and other sensitive information. Reporters with access to this account are encouraged to have @RedskinsMedia tweets pushed to their mobile phones to receive the most timely information on changes to media availability. Please contact Ross Taylor of Redskins Public Relations via email to be granted access to the @RedskinsMedia Twitter account.

Media can access the latest league press information from the NFL's media website at [www.nflmedia.com](http://www.nflmedia.com). The NFL's official website is [www.nfl.com](http://www.nfl.com).

### MEDIA WORKROOM

The media workroom at Inova Sports Performance Center at Redskins Park is located inside the annex building adjacent to the main entrance. The room is available to working media throughout the week. Phones, rosters, transcripts and other information will be available in this area.

### VIDEO STREAMING

Media availabilities, open practice sessions and other team activities on club premises may not be broadcast live by an individual or media outlet without prior approval from the Washington Redskins. This includes the use of social media applications such as Periscope, Meerkat and UStream among others.

## 2016 MEDIA INFORMATION (CONT.)

### PRACTICE ACCESS

During the regular season, Wednesday-Friday practices will be open to local media who regularly cover the team for designated periods. Upon arrival at the practice facility, please go to the media workroom where a member of the public relations staff will escort you to practice. To request a Redskins Park Media Credential, email Alexia Grevious ([greviousa@redskins.com](mailto:greviousa@redskins.com)) at least one (1) day prior to your scheduled visit. Any media member without a Redskins Park Media Credential provided by the Washington Redskins Public Relations department will not be permitted access to the facilities. **NO INFORMATION FROM PRACTICE THAT MAY COMPROMISE THE TEAM'S COMPETITIVE ADVANTAGE IS ALLOWED TO BE DISTRIBUTED VIA ANY MEDIA PLATFORM.** This includes personnel groupings, formations, injury speculation, specific plays and more as judged by Redskins Public Relations. Failure to comply could lead to revocation of credentials.

### JAY GRUDEN INTERVIEWS

Head Coach Jay Gruden will conduct a weekly news conference at 3 p.m. ET on Mondays in the Media Interview Room. He will also be available after practice on Wednesday, Thursday and Friday of each game week. One-on-one requests should be sent to Tony Wyllie ([wyllie@redskins.com](mailto:wyllie@redskins.com)).

### COORDINATOR INTERVIEWS

During the regular season, Defensive Coordinator Joe Barry will be formally available at the podium after practice on Thursdays. Offensive Coordinator Sean McVay will be formally available at the podium after practice on Fridays. Ross Taylor ([talorrr@redskins.com](mailto:talorrr@redskins.com)) serves as the primary media contact for coordinators. All requests for coordinators beyond that time will be evaluated on a case-by-case basis in accordance with the coaches' scheduling availability.

### ASSISTANT COACH INTERVIEWS

All requests for assistants must be arranged through the Redskins Public Relations with at least 24 hours notice. Position coaches are available for questions on specific players and the position group only. No position coaches should be contacted directly by telephone (at an office line, at home or by cell phone) or by email. Ross Taylor ([talorrr@redskins.com](mailto:talorrr@redskins.com)) serves as the primary media contact for assistant coaches.

### PLAYER INTERVIEWS

The Redskins' locker room is open to accredited media for specific interview periods during the week. The locker room is generally open to the media for 45 minutes following practices on Wednesdays, Thursdays and Fridays of normal game weeks. All one-on-one requests should be arranged through the Redskins PR department at least 48 hours in advance. All interviews must be conducted inside the locker room unless additional permission is granted by a Redskins PR staff member. **NO B-ROLL, STILL PHOTOGRAPHY OR LIVE STREAMING IS ALLOWED INSIDE THE LOCKER ROOM.** Interviews to be conducted by phone must be arranged through Redskins PR prior to the day of the scheduled interview. All times are subject to change without prior notice.

### GAME CREDENTIALS

Demand for credentials is high, and as such, the size and legitimacy of each media outlet requesting access will be considered on a case-by-case basis and subject to the discretion of Redskins Public Relations. Full details on credentialing decisions are available at the beginning of this policy.

For home games, all requests must be submitted through the team's online credentialing system located at [www.redskins.com/credentials](http://www.redskins.com/credentials) no later than 5 p.m. ET on Tuesday of that particular game week.

For away games, all requests must be e-mailed to Alexia Grevious ([greviousa@redskins.com](mailto:greviousa@redskins.com)) and must include attending media members' name, job title, media affiliation and pick-up preference (Redskins Park or Media Will Call). All requests must be submitted 10 days in advance of the requested road game.

### GAME DAY PARKING

There are a limited number of season-long parking passes at FedExField for media members to purchase. All media members are welcome to park, free of charge, at the Media Parking Lot at the Grey Lot at FedExField.

In addition, television trucks that provide satellite, uplink or microwave functions will be parked in Lot B1. Media that wish to bring a truck to a Redskins game must contact both Josh Epstein ([epsteinj@redskins.com](mailto:epsteinj@redskins.com)) and Alexia Grevious ([greviousa@redskins.com](mailto:greviousa@redskins.com)) no later than Monday of that particular game week.

### MEDIA ENTRANCE AND WILL CALL

The media entrance and Media Will Call are located at the South Field Tunnel by Gate B. All media members that have been confirmed by the Redskins Public Relations department must enter through the media entrance.

The appropriate game credential must be presented at the media entrance for admission into the stadium. For security purposes, the Redskins do not send out game-by-game credentials prior to game day. All media picking up credentials on game day must do so at Media Will Call.

A valid form of government-issued photo identification is required to pick up credentials. Media Will Call will open 3.5 hours prior to kickoff.

### FREQUENCY COORDINATOR

All credentialed media members who will be using a wireless radio frequency device such as a wireless microphone, communications radio, etc. (cell phones excluded) on FedExField property must register their frequency information. To do so, please contact the NFL Game Day Coordinator, Bill Sien, via email at [redskinsgdc@yahoo.com](mailto:redskinsgdc@yahoo.com) or by phone at 730-915-8501 no later than Tuesday of game week.

### INTERNET AND PHONE LINES

FedExField features complimentary wireless internet in the press box and photo room. You will be supplied with access information in those areas. Media interested in setting up a game day phone line at FedExField should fill out a request form which can be obtained by emailing Alexia Grevious at [greviousa@redskins.com](mailto:greviousa@redskins.com) no later than Monday of that particular game week.

### PHOTOGRAPHERS

Photographers who are credentialed for sideline access will be required to wear a photo vest. Sideline access for NFL games is limited to photographers on assignment for recognized news organizations. No one except network television personnel and authorized game personnel will be admitted on the field without a camera. All field photographers must remain outside the bench areas and outside the yellow border surrounding the playing field.

### POSTGAME INTERVIEWS AND LOCKER ROOM ACCESS

Members of the media needing to conduct post-game interviews will be given access to the Redskins' and visiting team's interview rooms after the game, as well as the home and visiting locker rooms. A Redskins PR representative will escort media down to the interview areas with four minutes remaining in the game. No B-Roll, still photography, live streaming or autographs are allowed in the Redskins locker room. No interviews are allowed on or coming off the field following the game. Following the customary 10-minute cooling off period at the conclusion of the game, the Redskins' and visiting team's locker rooms will be open to the media. Redskins Head Coach Jay Gruden will be available in the postgame interview room. To get there, take the stairs to the field level and follow the signs to the locker and interview rooms. Following Coach Gruden, additional players may be brought into the interview room. Press conferences will also be shown on the televisions in the press box as they occur.



